

NAQCC NEWS

ISSUE 242 AUGUST 2018



KEY CLICKS

- **ADDITIONAL N#A OPERATORS STILL NEEDED FOR OCTOBER.** A good number of members have already volunteered to put our special callsigns (N1A, N2A, ... , N0A) on the air for our 14th anniversary celebration October 8-14, but we can always use a few more. We are especially thin in districts 2, 6, and 7 and we also need designated N#A sprint operators in several districts. You can see our list of volunteers and remaining needs at http://www.naqcc.info/main_n3a.html. Being a special event operator is a lot of fun. No special equipment or skills are needed and you can operate from your home QTH. Logging and “paperwork” are minimal, and your operating schedule is completely flexible. If you are interested in being an N#A operator please contact club President Paul, N8XMS (email address on last page). If you would like to be the designated N#A operator from your district that gets to use the special call during the sprint that week please indicate that as well. (First come first served, and previous sprint experience would be helpful.) Detailed instructions for special event operators will be sent out in September but if you have any questions just ask.
- **ARE YOU WORKING ON YOUR ANNIVERSARY PRIZE ELIGIBILITY?** Time is running out to make sure that you are eligible for the top-tier prizes in our anniversary drawing in October. Eligibility details at http://www.naqcc.info/prize_drawing_14th_anniv.html.
- **NEW NAQCC FACEBOOK PAGE CREATED.** Jerry, K4KBL, has created a special Facebook page for the NAQCC. This is a place where you can post a little “brag” about a recent QRP/CW QSO, report some unusual propagation conditions, give and receive help on technical questions, etc. Since announcing the page last month about 40 NAQCC members have signed up but actual postings have been a little bit sparse. Perhaps the recent band conditions haven’t given us much to brag about? But remember this is also be a good place to post any questions that you might have about QRP/CW. The page will remain a “work in progress” as it grows and develops with your inputs. This is a “closed” page and members must be approved by Jerry before they can make a posting. The page is at <https://www.facebook.com/groups/2086110044999657/>.
- **CHECK OUT OUR MONTHLY POLLS.** Jerry, VE6CPP, puts up an interesting poll on our club website each month. You can cast your vote in the current poll and see past poll results using the links on the main club page <http://www.naqcc.info/>. The more people that cast a vote, the more interesting the results.

IN THIS ISSUE

Key Clicks	1
Radios I've Known and Loved	3
Attaching Portable Paddles to QRP Rigs	6
Member Spotlight	8
Sprints	10
Challenges	13
Awards	15
CW Nets	16
Ham Quips	20
Chapter News	21
Member Submissions	30
About The NAQCC	32
Contacts	33

- **ARTICLES NEEDED.** My cached supply of articles for the newsletter is almost empty and I could use a refill. Have you done some portable operating, built a kit or home brew rig, or have a new commercial piece of gear that could be reviewed? Just about any QRP and/or CW related item would be of interest to our members so please consider sharing your experience with a write-up and a few pictures. You don't need to be a professional writer or turn in a "polished" piece that could win a Pulitzer prize. Just a basic text file and a jpeg or two would be great and I can take care of the formatting for the newsletter. Thank you in advance for your submissions.
- **THANK YOU FOR THE DONATIONS!** A big "THANK YOU" goes out to everyone who has made a recent donation to the NAQCC treasury. The NAQCC has no membership dues and we depend on your generous donations to cover our operating expenses. If others would like to help out with a donation there are two ways that you can do it. The first way is to use *PayPal* to electronically send your contribution to Club Vice President John, N8ZYA, using the email found on the last page of this newsletter. To avoid any additional fees please be sure to check the box that says "*I'm sending money to family or friends.*" Also please add a note indicating that this is a donation to the NAQCC and include your call sign. The second way to make a donation is to mail a check or money order made out to *The North American QRP CW Club* and send it to *John Smithson, 1529 Virginia St E, Charleston, WV 25311*. Assuming that we have your correct email address on file, your contribution will be acknowledged by email with a carbon copy sent to a second club officer as a "check and balance."



RADIOS I'VE KNOWN AND LOVED

BY GREGG, WB8LZG

When I finally got my novice ticket in 1972 I was already familiar with radio and kit building. In the 60's and 70's tube gear was still king. Kits and kit manufacturers were plentiful. Many of the rigs of the era also boasted how many transistors were in the rig, as well as the tube compliment. Many were "hybrid" of sorts. Using transistors for many of the low power circuits, and tubes for the driver and power amp stages of the rig. Separate receivers and transmitters were rapidly being replaced by transceivers. Names like Knight-Kit, Heath, Drake, Hallicrafters, Collins, Lafayette, Eico, Ameco, Johnson, and many more were all vying for the Hams dollars. With new rigs coming out of Japan, competition was plentiful, prices became more attractive, and ham gear was selling. In the nearly half century of hamming, I've had my share of radios. Some great, some not so great. All have given me many hours of fun and some wonderful memories along the way. So thought I'd share some of the rigs that I've tried along the way. There are NOT very technical reasons for some of my picks, just a "feeling".

Many of my favorites are yours too.

My 1st fav, the **Heathkit HW-16**. As a Novice in 72, kits were the logical entry for a 16 year old. Easy to build. Easy to tune and operate. The 3 band rig ran a full "Novice gallon" of 75 watts on the lower end of 80, 40 and 15 meters. It was good rig on 40 and 80, but suffered from weak sensitivity on 15. Even so I made many of my 1st DX contacts on 15 meters with this rig. I even took it on vacations, and had a ball with it.

Then Ten Tec came out with some little "QRP" rigs, all transistor, the PM1, PM2 and PM3. They were small and light weight, offered the user several popular bands, and you could power it for months on a small battery supply.

My high school ham buddy had the PM1 and loaned it to me for a test run, After working several stations in Europe with 2 watts and a wire, I was hooked on this new movement called QRP.

I joined the Navy in 1974 and soon found out that Ham radio did have some advantages in the service. Seems the Base commander there in San Diego was a Ham. Instead of standing "guard duty" out at the gate all hours of the night, us hams got to "serve" out our duty in the base ham shack. Nicely equipped too. I thought I was in Ham Heaven for sure! This is also where I ran into favorite, rig #2. A sailor was shipping out, and liquidating much of his ham gear. He had a new rig from Ten Tec called an **Argonaut**. He let me play with it from the base shack. The 509 was a winner! 5 watts of QRP power on 80- 10 meters CW and SSB! I was hooked and soon went home with a new rig. The Argo went to a lot of places with me. It was like a faithful friend. Anywhere I went, I just hooked up some wire thrown up in the trees with the use of a wrench as counterweight, and the world was mine.

A couple years later, back at the base shack is where I met favorite rig # 3. They had a new **Kenwood TS-520** vxcr with a remote VFO and CW filter! 150 plus watts of CW, feeding a 3 element tribander overlooking the Pacific. I worked most of the world from that shack in my spare time, and fell in love with that radio. Apparently I'm not the only one, as there are many of them still in FB operating condx around today over 50 years later. I also met some very knowledgeable Hams who were Navy radiomen, and keen in their craft.

The late 70's and early 80's were a tuning point in radio and electronics worldwide. All the manufacturers were clamoring to build all solid state rigs. Yet there was still much competition from the tube guys. Heath-kit was still going strong, they were still producing the popular SB-101, but had just introduced the

HW-7 and HW-8 QRP xcvrs, and HW-5400 all transistor “big rig” to compete with the others. Yaesu had the their FT-101, Kenwood had the TS520, Hallicrafters had the FPM-300, and Collins was still “king” of the tube gear.

Then came restructuring and new WARC bands. Not only were radios getting more bands and features packed into them, they were getting noticeably smaller in size. Many even had dual AC/DC power supplies to give the radios that “portable” readiness. Hams were traveling and wanted to take their radios with them. Heath-kit had the HW-8, Yaesu the FT-707, Ten Tec the Argonaut and Scout, and Kenwood the TS-50. All of them trying to grab a piece of the “portable” market. I was a civilian again, working for Harris Data and now had a good income. That’s when I ran into favorite #4. I had been using a used **Ten Tec “Triton”** for a while and liked it for it’s simplicity. It only had about 8 controls on it, so simple anyone could use it. No tuning and a great noise blanker. It filled many pages in the log. Simple and functional.

The 80’s 90’s brought an all solid state revolution, and favorite rig #5. Icom had a good rig in the new **IC-720**. It was built like a tank. I bought one used and liked it , but the band-switching solenoid was loud. Objectionably loud. You could “wake the dead” switching bands! But other than that, I liked it for it’s rugged design. It had a good cw filter too. Took it out in the field several times. Used it at FD with CMARC a few years. I beat mine up mechanically and electrically, and it always played on. I ended up giving it to a college student in need of a rig years later. It’s still on the road.

In the 90’s Kenwood introduced the **TS-940** and I had the good fortune to operate the one at MSU’s W8SH shack. It became favorite rig #6. This was Kenwood’s best rig to date, and was dressed out with all of the goodies a DXer needed. It was a winner in every respect, but quite pricy. It had an excellent noise blanker, and a sweet variable bandwidth IF filter. Easy and intuitive to use. One of the best radios I ever operated to this day. A pure joy to use.

Yaesu introduced the FT-990 had all the goodies necessary to compete with Kenwood. Icom had it’s IC-737 and IC-765.

The 90’s also brought out the finest in what could be packed into a radio. It was also the beginning of interfacing computers to the rig. The FT-1000 was introduced. I had the opportunity to use one, and thought it was the pinnacle of the radio art. I also used the FT1000 on the Queen Mary. A very nice radio. The decade also marked the end for struggling Heath-kit company.

Turn of the century brought us computers embedded in the rigs, which both shrunk the size and put in more features, and a new level of complexity. No longer did the buttons have just “one” function. Now there were menus and sub-menus of different functions. Radios were becoming very complicated to operate, and with surface mount parts, they were not easily serviceable by the average ham.

Enter Elecraft. This company offered kit radios with all the features of commercial rigs, and a step by step assembly similar the famous Heath manuals. The K1 and the K2 were revolutionary for their time. I built a K1 and it was a super QRP radio. So impressed was I with the K1, I just HAD to try a K2.

I built a “base **K2**” with no options. It quickly became favorite radio #7. The K2 was revolutionary for a kit. The builder could build a basic cw only 9 band xcvr, and add internal modules to make a very high end performance rig. I was soon adding goodies like the internal tuner, and the CAT control. I took this radio many places, and even used it at Field Day. The receiver performance is second to none. Elecraft got a winner here for sure. The K2 is still a popular kit, with a lot of builder support and modifications readily available.

While working at MSU I became interested in portable satellite operation and eventually considered SAT radios. Got a Kenwood TS 2000. It had many features and covered HF- UHF, with Sat tracking and sync. It had such a poor keyer and keying characteristics, that I sold it.

Enter favorite rig #8. Got a used Yaesu **FT-817** and was very happy with the result. The FT 817 was a super idea. HF, VHF, and UHF, all modes, packed into a case the size of a paperback novel. I quickly programmed in many of the functions and frequencies I liked, and the radio really surprised me with it's performance. Now don't get me wrong. It won't outperform the "big rigs" specs, but for a rig that weighed in under 5 lbs with the battery, it was very fun and very portable. Yaesu had originally intended to make the 817 for just a few production runs. The radio caught on so well that they are still in production years later, and still selling strong. I take mine with me everywhere. In the shack, I have it hooked up to a homebrew CAT interface to work weak signal digi modes. I also have a GO KIT bag that goes along with me on vacations and other outdoor excursions. It was the perfect solution for portable satellite ops. I was taking it with me every place I went to gain new grid squares via satellite. It also performed admirably on HF cw. No it did not have the sensitivity or a great noise blanker, or some of the other bells-n-whistles the big rigs have. But it did offer surprising flexibility at home and in the field. Easy to use and learn, and just plain fun to operate. It's definitely a winner.

About this same time I ran into a pair of **Yaesu FT-990's** from a silent key estate. The rigs were in FB condx and were on par with the TS-940 for features and ease of operation. I built a homebrew CAT interface, and it quickly won me over as favorite rig #9. Sharp IF filters, variable SCAF filter, built in AC/DC power, a nice keyer, and an auto tuner that will match virtually anything metal, made it a winner. No, it won't out perform some of today's radios for specs. However, easy operation and comfortable intuitive layout, keep it on my operating desk.

Got the building itch again. Favorite rig # 10 was born. I built a **single band 40m xcvr from Small Wonder Labs** kit, but I didn't stop there. I packaged 2 other kits into the same enclosure. A surface mount "TICK" keyer, and a "Freqmite" frequency counter. All tucked in to a small Ten Tec style box. It put out a solid thundering 2 watts. The rig is fun to use and works like a charm. Worked most of the 50 states with it and even took it the FL on vacation to give it a work out. I gave it to a fellow QRPer for a spell, and it came back to me later with a smile. Now I'm reliving some FB on the air QRP fun.

OK you say. "that's a good buncha rigs thar. Whats ur favorite one of em all?"

Well that's a tough one. I haven't even mentioned some of the other great rigs I played with. Like the iCOM-7600, Collins "S" line, Kenwood TS830, Heath HW101, SB300, SB400, Drake TR4, Ten Tec Orion II, Flex 3000, Yaesu FTdx 1200 and many others along the road of hamming. But... this is about favorites, and mostly can only come from a "gut feeling" more than anything else. My fav..... **The Ten Tec Argonaut 509!**

Yeeeup! still gives me that "like a kid" feeling whenever I have a QSO with it. Hard to beat the elation of working a station halfway around the world, with a rig that's the size of a loaf of bread, and a mere 5 lbs. Best of all, it's simple. With only 8 knobs, the only thing to do is make QSO's! I use it in several of the monthly NAQCC, SKCC contests, and I use it nearly every year in the ARRL Phone Sweepstakes in the QRP category. No I don't use it for CW Sweeps. The Argo's IF is "wide as a barn door", and while I am a glutton for punishment I'm not CRAZY! Hee Hee

Hope you all enjoyed my trip down memory lane through ham radio yesteryear. It's amazing, all the changes we have seen in the "radio art" since the invention of the transistor. Hold on to your hats! With the advent of Software Defined Radio being implemented into the hobby, we are all in for some big changes and new fun for sure! 73, Gregg WB8LZG

DISCLAIMER:

Dates and radio numbers may have been jumbled due to memory stick loss in the cranial computer.




ATTACHING PORTABLE PADDLES TO QRP RIGS


BY GENE, N5GW

Many CW ops like having keyer paddles attached directly to their transceiver. This saves space and reduces the number of accessories and cables to keep up with. Also the radio serves as the keyer base, reducing station weight. Such a feature has been popularized in Elecraft rigs in recent years.

About ten years ago I built an attachment for my K1 transceiver tilt stand, allowing me to mount a set of Paddlette iambic paddles as shown in the first pic. The key can be angled to either side so that lefties can use it. I replaced the original knobs with larger stick-on rubber feet which have a better feel.



Later I constructed a set of micro-iambic paddles for the K1. These mount on the right front of the rig (second pic) using an existing cabinet screw hole. A small strip of double-sided plated circuit board was used as the center contact, and parts from an old relay were used for the arm/spring/contact assembly.



Then I had the idea of attaching paddles to a Ten Tec Argo V. It has a conveniently located screw hole in the side panel which can support a bracket (third pic).



Looking at pics of other QRP rigs shows most also have cabinet or foot screws in suitable locations for a bracket. Try it on your next portable outing!

MEMBER SPOTLIGHT



Each month one of our members is randomly selected and asked to share their ham radio biography with all of us. Questions or comments should go to Paul, KD2MX.

DISCLAIMER: Any views expressed in this section are those of the submitting member and may or may not be those of the NAQCC or its officers.

MARK SWARTWOUT, NX1K, #1949



When I was 15 I was looking for something in the attic. I don't recall what I was looking for, but I came downstairs with a box of interesting looking gadgets. "Dad, what is this?" I asked. "Just something I was interested in but never had time to pursue" was his response. Inside the box was a Knight Ocean Hopper regenerative receiver from Allied Radio, complete with the coils for various bands. We quickly hooked it up and were able to tune in some shortwave broadcasts. Also in the box was an ARRL Handbook from the early 60's. After looking through that Handbook I was hooked.

Using the yellow pages I found a local ham club (the DuPage Amateur Radio Club) and found out when and where they were meeting. Dad and I attended their Novice Class and got our Novice licenses in July 1968. My first call was WN9ZII. I operated a lot of CW on 40 and 15 meters that year. I upgraded to Advanced in 1969 and became WA9ZII. After college I got married and moved to Virginia in 1974 and became WA4KKC. I hated to give up the ZII rhythm but in those days you had to change calls when moving to a new district. I kept that call until we moved to Massachusetts in 1982 and I became KB1XK. Later I upgraded to Extra in early 1990s and took the call NX1K. I kept that call when we moved to Wisconsin.

I got interested in QRP while living in Massachusetts and am a charter member of the New England QRP Club (#8). We operated battery power Field Day several years from the windmill site in Princeton, MA. From home I operated in many QRP events using an HW-8. One of my fondest memories is

finishing the Norcal 40 kit from the Norcal QRP Club. After checking it out I hooked up the antenna and tuned around. I heard a station calling CQ with a call sign prefix that I didn't recognize. I thought "why not?" and gave him a call with my 900 mW transceiver. Much to my surprise and delight he came right back and we exchanged signal reports and pleasantries. Later I checked the atlas and found out that his Belize QTH was about 2000 miles away. This was my first 1000 miles per Watt QSO.

Through the local radio club (Central Massachusetts Amateur Radio Association) I was a volunteer operator for the Boston Marathon for several years up through the 100th running.

We moved to Wisconsin in late 1996. For a while I was traveling daily to Chicago (90 miles each way) which left little time for radio. My main operating event those first few years back in 9-land was working QRP Field Day with Chapter 162 of QCWA. I joined NAQCC (member 1949) in 2007 but was still not able to be very active in radio.

I got back on the air in earnest in 2014. My goal for 2014 was to complete Worked All States CW/QRP which I managed to finish in August. On December 18, 2014 I worked my last two W1AW portable stations, Georgia and Hawaii, giving me W1AW WAS (plus DC). In early 2015 I got close to WAS/CW/QRP on 20 meters (49) and 40 meters (49). In June 2016 I got the last state (IN) confirmed for WAS on 20m. But I still need Alaska on 40m. Chasing these awards gave me great practice at working pile-ups and a real feel for my station's capability.

After years of reading about it, I finally tried the QRP Fox Hunt beginning with the Summer session of 2015. It's a fun sesqui-hour on Thursday nights in the summer. I managed to get 11 pelts in each of the Summer 2015 and 2016 Hunts. 2017 was a bust because of being out of town and other commitments. I hope to do better in the Summer 2018 (20 meters) hunts.

In November 2016 I formed a Family Radio Club with other ham members of the Family and obtained Dad's call WA9ZDC for the club. Two daughters and one son-in-law have ham licenses.

Another recent first for me was my first trip to the Dayton Hamvention in 2018. I also attended the Four Days in May (FDIM) gathering that same week.

My station is a Yaesu FT-817 at 5W that I have used for several years. This is now accompanied by an Elecraft KX2. Home station antennas include a doublet for 30, 20, 17, and 10 meters in the attic and a 40-meter 1/2 wave end-fed in the back yard for 40, 15, and 12 meters. I use a Nye Master key that I have had for 30 years and a Navy flame proof key that I picked up in September 2014. In Fall 2015 I added a Kent SP-1 that I have wired as a Cootie Key. In Spring 2016 I got a Czech Army key from eBay. I really like the feel of this one. For portable operation I also use the Palm Portable Key (a straight key) and the Palm Mini Paddle.

I operate portable when I get a chance, particularly when visiting family. I like to experiment with different types of portable antennas. The picture is from Field Day 2018 with the Milwaukee Radio Amateurs' Club (W9RH). I was using the KX2 with a W1SFR end-fed antenna.

July 2018 will mark 50 years since my first Ham license. Even after all that time the hobby still holds a great deal of fascination and enjoyment for me. One of the best parts of the hobby is meeting so many great people around the world. I hope to meet many of you in the Sprints or on the air for a chat.

72/73 de Mark/NX1K



NAQCC SPRINTS

CURRENT MONTH'S SPRINT: Our sprint this month will be August 15, 0030-0230 UTC. That's the evening of Tuesday the 14th here in North America. Complete information about the sprint can be found at <http://www.naqcc.info/sprint/sprint201808.html>.

Complete sprint rules and instructions on how to submit your log can be found at http://naqcc.info/sprint_rules.html. On that page you will also find information about the different computer loggers that are supported for our sprints. The membership data files for those supported loggers can be downloaded at <http://naqcc.info/contests.html>. **Please be sure to always get the latest membership data for your logger about a day before the sprint.** A complete schedule for our upcoming sprints can be found at http://naqcc.info/sprint_sked.html.

LAST MONTH'S SPRINT RESULTS: 91 logs were submitted showing 128 total participants in our July sprint. ***This is the third month in a row that we have been below the 100-log submission level.*** Low sunspot numbers and seasonally high noise levels might be a factor but if you take a look at the July scores and soapbox comments you will see that there are still plenty of QSOs being made and a lot of fun being reported. So let's see if we can't get back up over that 100-log level for the August sprint. As the old TV commercial once said, "try it, you'll like it!" And besides, if the QRN ends up giving you a headache and sick stomach you could always take a couple of Alka-Seltzer (<https://www.youtube.com/watch?v=9qdfMYFI0lc>). Complete sprint results and soapbox comments can be seen at <http://www.naqcc.info/sprint/sprint201807.html>. High scores can be seen in the tables at the end of this section.

We would especially like to welcome our first-time sprint loggers and hope that they will return to participate often: N5MAJ NQ5M

PARTICIPATION ELIGIBILITY: Remember that participating in a combination of sprints and challenges will make you eligible for the top-tier prizes in our anniversary drawing in October. Eligibility details can be seen at http://www.naqcc.info/prize_drawing_14th_anniv.html.

SWA STRAIGHT KEY CATEGORY			
Division	1st	2nd	3rd
W1	KN1H	WB1GYZ	K1SX
W2	W2SH	KA2KGP	W2JEK
W3	K3JZD	AH6AX	KD3CA
W4	KJ4R	K4KRW	WG8Y
W5	WB5UAA	KA5TJS	WA5IEK
W6	WK6L		
W7	KC7DM	KF7WNS	WA7QCC
W8	N8XMS WB8LZG (TIE)		NF8M
W9	WB9HFK	NX1K	KD9EBS
W0	N0TA	NW0M	NN0SS
VE	VA3NU	VE9BEL	
DX			

SWA BUG CATEGORY			
Division	1st	2nd	3rd
W1			
W2	WB2LQF		
W3	K3RLL	K3WWP	
W4	K9EZ	W4EDN	
W5	NF5U		
W6			
W7	N7QR		
W8			
W9	AA9L		
W0	KD0V	WD0K	
VE			
DX			

SWA KEYER/KEYBOARD CATEGORY			
Division	1st	2nd	3rd
W1	KB1M	N2CN	
W2	K2YGM	WA1GWH	N2ESE
W3	KC3RN		
W4	KB9ILT	WB4OMM	N4MJ
W5	K5MBA	NQ5M	KE5YUM
W6	KG6UBG		
W7	N7YY	AA7CU	
W8	WA8SAN		
W9	N9SE		
W0	WZ0W		
VE	VE3GNU		
DX			

GAIN CATEGORY			
KEY	1st	2nd	3rd
SK			
BUG			
K/K	NN9K	VE3DQN	

FIRST TIME ENTRANT HIGH SCORE			
KEY	1st	2nd	3rd
SK			
BUG			
K/K	NQ5M	N5MAJ	
SPRINT PRIZE DRAWING WINNER			
KE3V			

	Current Month	Previous Month	All-Time Record	Record Date
Logs	91	94	217	4/17
Participants	128	129	269	2/13
Total QSOs	1454	1144	3154	4/17
Hour 1 QSOs	827	657	1704	4/17
Hour 2 QSOs	627	487	1450	4/17
20m QSOs	475	248	1232	8/13
40m QSOs	929	816	2203	4/17
80m QSOs	50	80	1417	2/13
Avg QSOs/Station	16.0	12.2	19.3	9/11

SPRINT HONOR ROLL: We honor the following members for their outstanding participation over the years in our regular sprints. Exact counts can be seen at http://naqcc.info/sprint_dates.html.

NUMBER OF SPRINTS	MEMBERS
50+	NU7T(SK) WD0K K6MGO KB8FE KQ1P KA9FQG NQ2W WY3H AA7CU N8QY K9OSC KB0ETU K6CSL K9EYT N5GW AK3X K2YGM KC2EGL VE5BCS(SK) N8LA KN1H K4ORD KF7WNS N4MJ WK6L
75+	WA2JSG N4FI K4NVJ W4DUK KE5YUM KB3AAG WB8ENE K4KRW N2ESE VE3FUJ WX4RM WA8SAN NO2D N0TA WG8Y N8BB AA9L NA4O
100+	K4BAI KU4A KD2MX NF8M K4JPN K3RLL K1IEE KD0V
125+	W2JEK W9CC W2SH WB8LZG N8XMS
150+	KA2KGP K3WWP



NAQCC CHALLENGES

CURRENT MONTH'S CHALLENGE: Our challenge this month is an alphabet challenge involving some of the most "extreme" cities on the planet. "Extreme" in terms of some the climactic conditions that they must deal with. You can find the list of cities, with some numbers thrown in, at <http://naqcc.info/challenges/challenges201808.html>.

NEXT MONTH'S CHALLENGE: In September we put aside our alphabet hunting and play some Bingo instead with grid-square locators. For an advanced peak at what that is all about go to <http://www.naqcc.info/challenges/challenges201809.html>.

Complete information about our challenges including a helpful tutorial on how to organize your work for an alphabet challenge can be found at <http://naqcc.info/challenges.html>. Detailed general rules for our challenges can be found at http://naqcc.info/challenges_rules.html.

LAST MONTH'S CHALLENGE: The deadline for submissions for our July scrambled word list challenge is still a few days away. Preliminary results can be seen at <http://www.naqcc.info/challenges/challenges201807.html> and final results will be published there shortly after the 10th of the month.

PARTICIPATION ELIGIBILITY: Remember that participating in a combination of sprints and challenges will make you eligible for the top-tier prizes in our anniversary drawing in October. Eligibility details can be seen on the page for last year's drawing at http://www.naqcc.info/prize_drawing_13th_anniv.html.

CHALLENGE HONOR ROLL: We honor the following members for their outstanding participation over the years in our monthly challenges. Exact counts can be seen at http://www.naqcc.info/challenges_schedule.html.

NUMBER OF CHALLENGES	MEMBERS
25+	PA9CW NF1U WI5H KU4A K9OSC KD0V PA0XAW WY3H N1JI VE3HUR N9SE N1LU KD2MX WA2FBN
50+	VE3FUJ NU7T(SK)
75+	K1YAN
100+	K1IEE
125+	N8XMS W2JEK
150+	K3WWP



NAQCC AWARDS

We have an extensive list of awards that you can earn. Complete details can be found at <http://naqcc.info/awards.html>.

FEATURED AWARD: DXCC AWARD

This month we would like to remind you of our NAQCC DXCC award. Work at least 100 DX entities using QRP power and “simple wire antennas” and you will qualify for this award. Endorsements can be earned for 100 2X QRP QSOs as well as 25, 50, 75, and 100 QRPp DX entities. Complete information can be found at http://www.naqcc.info/awards_dxccswa.html.

RECENTLY ISSUED AWARDS:

KMPW 100 AWARD

0013 - UR5FA 07/23/18

ALPHABET PREFIX AWARD - USA: 100 prefixes

0014 - K0FNR 07/31/18



NAQCC QRS/QRQ NETS

We have a number of nets (QRS = slow speed, QRQ = higher speed) designed to help people build up their CW operating skills. Complete information about these nets can be found at http://naqcc.info/cw_nets.html. Questions should be directed to Net Manager Wayne, NQ0RP.

NAQCC NET SCHEDULE

Net	Local Time	UTC	Freq +/-	Primary NCS
FarnsWord 40 m QRQ Round Table Net (FRN)	Sunday 6:00 PM PT	Monday 0100 Z	7056 KHz	Rick, N6IET (in CA)
FarnsWord 80 m QRQ Round Table Net (FRN)	Sunday 8:00 PM PT	Monday 0300 Z	3556 KHz	Rick, N6IET (in CA)
FarnsWord 60 m QRQ Net (53N) (Starts immediately after the FRN 40m net.)	Sunday 6:30 PM PT	Monday 0130 Z	5348 KHz (Ch 2)	JB, NR5NN (in CA)
East Texas QRS Net (ETN)	Monday 7 PM CT	Tuesday 0000 Z	7065 KHz	Allen, KA5TJS (in TX)
Midwest Net QRS Net (MWN) (Suspended for the summer)	Monday 7:30 PM CT	Tuesday 0030 Z	7061 KHz	Bob, W0CC (in KS)
Rocky Mtn Regional/Continental 20/40 QRS Nets (RMRc)	Tues & Thurs 4:00/4:30 PM MT	Tues & Thurs 2200/2230 Z	14060/7062.5 KHz	Dale, WC7S (in WY)
Pacific Northwest 80 m QRS Net (PNW80)	Thursday 7 PM PT	Friday 0200 Z	3556.5 KHz	Stewart, KE7LKW (in WA)

Note: On the rare occasions that there is a conflict between one of our scheduled nets and one of our regular sprints the sprint will take precedence.

NET CONTROL STATION REPORTS

NAQCC FarnsWord 40 and 80 Meter QRQ Round Table Nets (FRN)

Sunday evenings 6:00 PM PT, which is Monday 0100 UTC on 7056 kHz +/-
 Sunday evenings 8:00 PM PT, which is Monday 0300 UTC on 3556 kHz +/-
 Main NCS - Rick N6IET (California); Backup NCS - JB NR5NN (California)

NAQCC FarnsWord 60 Meter QRQ Net (53N)

Sunday evenings 7:00 PM PT*, which is Monday 0200 UTC on 5348 kHz (Ch 2)
 Main NCS - JB NR5NN (California); Backup NCS(s) - John W7SAG, Rick N6IET
 * 53N may start early, immediately following FRN40.

July NAQCC FarnsWord QRQ 40/60/80-meter Round Table Net QNS Reports

FRN/40m at 6:00pm on Sunday (local) on 7056 kHz ± 0.5 kHz
 Jul 1 QNS (6) N6IET NCS, AI6SL, KE6EE, W7SAG, K6GVG, NR5NN
 Jul 8 QNS (4) NR5NN, KE6EE, K6GVG, N6IET/r
 Jul 15 QNS (5) N6IET, W7SAG, K6GVG, AI6SL, AI6U
 Jul 22 QNS (5) N6IET/p NCS, KE6EE, K6GVG, KW6G, NR5NN
 Jul 29 QNS (6/7) N6IET, W7SAG/p, NR5NN, KW6G, AI6SL, K6GVG, (AI6SL)

53N/60m at 6:30pm on Sunday (local) on 5348 kHz (Ch 2)

Jul 1 QNS (7) NR5NN NCS, N6IET, AI6SL, K6GVG, W7SAG, K0DTJ, K6JJR

Jul 8 QNS (6) NR5NN, KE6EE, K6GVG, N6IET, KW6G, AI6S

Jul 15 QNS (6) NR5NN NCS, K6GVG, AI6U, AI6SL, N6IET, N6KIX

Jul 22 QNS (4) NR5NN, K6GVG, N6IET/p, KE6EE

Jul 29 QNS (4) NR5NN NCS, KW6G, K6GVG, N6IET

FRN/80m at 8:00pm on Sunday (local) on 7056 kHz \pm 0.5 kHz

Jul 1 QNS (8) N6IET NCS, KW6G, K6GVG, AI6SL, K6JJR, K0DTJ, W7SAG, NR5NN

Jul 8 QNS (Net cancelled for lack of propagation, participation or both)

Jul 15 QNS (7) N6IET NCS, KW6G, AI6SL, KE6EE, K6GVG, WI6O, AI6U

Jul 22 QNS (7) N6IET/p NCS, KW6G, K6GVG, NR5NN, KE6EE, AC6YY, K0DTJ

Jul 29 QNS (6) N6IET NCS, KE6EE, AI6SL, K6GVG, KW6G, WI6O

Commentary

It looks like our current schedule (above) will work for another month. Propagation on 40 meters is always a challenge. It's often not short enough, but there's too much D-layer absorption for distant stations, as well, before sunset. We enjoy NVIS conditions on 60 meters about half the time. We had consistent NVIS conditions on 80 meters, and the static crashes haven't been too bad, this summer, so far (knocking on wood).

On July 8 I erected two different antennas on the roof of my building for the 40-meter net to assess which one to take with me to Santa Cruz Island the 2nd week of August. I compared my Hustler MO3 with two 33-foot counterpoise radials (partially elevated) with my AlphaLoop with the modified "booster cable" (2nd loop). Conditions were so bad that nobody could hear me nor I them nor they each other. JB managed to copy three call signs besides his.

On July 22 I transported my portable HF station (KX2 plus HF Packer Amp) to the beach on my bicycle and operated all three nets from there, using my Hustler mobile mounted to some aluminum railings. Not half bad!

I hope everybody will listen for me during a "ham camp" on Santa Cruz Island according to my proposed operating schedule below. I'll be the only HF CW station going. I'll be using my KX2 plus HF Packer Amp (with 28W folding solar panels, when needed) with my AlphaLoop antenna (with "booster loop" on 30 thru 80 meters). Instead of operating from the campsite located in a deep canyon, I'll be hiking up to the top of some ridge overlooking the ocean to the northeast with my rig and antenna in a backpack.

I welcome any and all contacts with you guys, apart from the nets. I'll be operating as N6IET/P. If the island has an IOTA designation, I'll share it with you at the time of our QSO.

The WES will be ongoing all day on Saturday and Sunday, but I'm willing to take a break from using my straight key anytime on those days!

Friday morning, Aug 10:

6:00am ñ 3545 kHz

6:30am ñ 3558 kHz (Bob Net)

7:15 - Breakfast

8:30am ñ 7043 kHz

9:00am ñ 7034 kHz (PARG net)

9:30am ñ 10113 kHz

Saturday, Aug 11:

5:00am ñ 3550 \pm kHz (SKCC WES)

6:00am ñ 3545 kHz

6:30am ñ 3558 kHz (Bob Net)

7:15 - Breakfast

8:30am ñ 7055 \pm kHz (SKCC WES)

9:00am ñ 7032 kHz (WSN QRP Net)

9:30am ñ 14050 \pm kHz (SKCC WES)

Noon - Lunch break

1:00 pm ñ 21050 \pm kHz (SKCC WES)

3:00 pm ñ 14050 \pm kHz (SKCC WES)

5:00 pm ñ 7055 \pm kHz (SKCC WES)

Sunday morning, Aug 12:

- 5:00am ñ 3550± (SKCC WES)
- 6:00am ñ 3545 kHz
- 6:30am ñ 3558 kHz (Bob Net)
- 7:15am ñ Breakfast
- 8:30am ñ Break camp
- 10:00am ñ 14050± kHz (SKCC WES)
- Noon ñ catch ferry back to Ventura Harbor

72, 73 and 77,

Rick N6IET and JB NR5NN

=====

NAQCC East Texas QRS Net (ETN)

Monday evenings 7:00 PM CST, which is Tuesday 0100 UTC, on 3561 kHz +/-
Main NCS - Allen KA5TJS (Texas)

7/3/18 QNI(2) NCS KA5TJS KE5YGA

Well, just me and Andy tonight. Signals were good both ways (569/599). I was QRP and Andy was running QRO.

7/10/18 QNI(2) NCS KA5TJS KE5YGA

Well just me and Andy again. The band was very QSB tonight and rough copy both ways. We were both QRO due to poor propagation.

7/24/18 QNI(31) NCS KA5TJS KE5YGA KE5YUM

I got out late about 00:04 and Andy and Terry were having a QSO and I could hear them both. 599/579. I jumped in at a break and said SRI for being late and we managed about 3 rounds before the band started to change on us. Great conditions for 40 meters this time of year.

7/31/18 QNI(3) NCS KA5TJS KE5YGA KE5YUM

Well when I called the net only Terry (YUM) answered and he was 339. Said he was QRO at 40 watts so I went up to 50 watts but by the time we signed he was 599. As soon as I cleared Andy called me (YGA) and we had a short one due to thunder storms moving into my area. We had to cut it short so finished up about the bottom of the hour.

Allen KA5TJS

=====

NAQCC MIDWEST QRS Net (MWN)

Monday evenings 9:00 PM CST, which is Tuesday 0300 UTC, on 7117 kHz +/-
Main NCS - Bob W0CC

Net suspended pending further experiments on a more suitable band/time.

=====

NAQCC Rocky Mountain Regional/Continental QRS Nets (RMRc)

Tuesday/Thursday at 4:00 PM MST, which is Tuesday/Thursday 2300 UTC, on 14060 kHz
Tuesday/Thursday at 4:30 PM MST, which is Tuesday/Thursday 2330 UTC, on 7062.5 kHz.
Main NCS - Dale WC7S (Wyoming)

No Report

=====

NAQCC West Virginia QRS NET (WVN)

Wednesday evenings 9:00 EST, which is Thursday 0200 UTC on 7117 kHz.
Main NCS - John N8ZYA (West Virginia)

Net Suspended pending someone to take on the NCS position

=====

NAQCC Pacific Northwest QRS 80 Meter Net (PNW80)

Thursday evenings 7:00 PM PST, which is Friday 0300 UTC on 3574 kHz.

Main NCS - Stewart KE7LKW (Washington State)

2018/07/13 QNI (5) NCS KE7LKW, KG7JEB, WB4SPB, K7ANM, AD7BP.

2018/07/27 QNI (9) NCS KE7LKW, KG7JEB, WB4SPB, W7ANM, W7ZIW, AD7BP, N7QR, VE7PJR, N7TB.

Stewart KE7LKW

=====



HAM QUIPS



Dick Sylvan, W9CBT, #2062, has been a QRP/CW operator for a long time. He is also a very accomplished ham radio cartoonist and his work has appeared previously in the K9YA Telegraph newsletter. His book "HI HI - A Collection of Ham Radio Cartoons" is available at www.lulu.com.

Ham History BY DICK SYLVAN, W9CBT



REMEMBER THE UBIQUITOUS J-38 HAND KEY USED DURING WW2. IT BECAME AVAILABLE TO HAMS SHORTLY AFTER THE WAR. ALMOST ALL HAMS OWNED ONE DURING THEIR CAREERS.



NAQCC CHAPTER NEWS

The North American QRP CW Club currently has eight local chapters - Western Pennsylvania, West Virginia, West Florida, Central Texas, Illowa, Delmarva, Downeast Maine, and Florida - but we would be more than happy to expand on that list. Chapters are more or less independent local gatherings organized by NAQCC members in a geographical area and subject to a list of guidelines from the NAQCC. They provide opportunities to have fun and to promote our parallel passions of QRP and CW. If you are interested in forming a local chapter please contact Club President Paul, N8XMS.

If your chapter is planning a portable operation activity and would like to have it promoted on the club email list or in the newsletter, send an email with the subject "NAQCC Portable Operation" and with the exact wording of the announcement to Vice President John, N8ZYA, at the email address listed on the last page about a week before the operation. Please be sure to include the UTC time for the event and not just the local time.

A report about your chapter activity should appear here. Please send them to KD2MX or N8XMS at the email addresses listed on the last page.

NAQCC chapters located in the United States are welcome to use the NAQCC Club call, N3AQC for their special operations. Please contact call sign trustee Paul, N8XMS, to schedule the use of N3AQC.

Chapter Reports Begin On The Next Page

CENTRAL TEXAS CHAPTER



Items in this section are from the Central Texas Chapter unless otherwise credited. Questions and comments should be directed to Danny, N5DRG.

The chapter is located in the Austin, TX area and maintains a website at <http://www.naqcc-centraltexas.net/index.html>.

No report available.

DELMARVA CHAPTER



Items in this section are from the Delmarva Chapter unless otherwise credited. Questions and comments should be directed to Bill, N3IOD.

The chapter is located in the Delaware-Maryland-Virginia area.

No report available.

DOWNEAST MAINE CHAPTER




Items in this section are from the Downeast Maine Chapter unless otherwise credited. Questions and comments should be directed to Jeff, KA1DBE.

The chapter is located in the Hancock and Washington counties area of Maine.

No report available.

NAQCC FLORIDA CHAPTER



Items in this section are from the Florida Chapter unless otherwise credited. Questions and comments should go to Steve, WB4OMM.

The Florida Chapter website is <http://wb40mm.com/naqcc-fl-chapter>.

No report available.

NAQCC ILLOWA CHAPTER



Items in this section are from the Illowa Chapter unless otherwise credited. Questions and comments should go to Mark, KONIA.

The Illowa Chapter operates in the “Quad Cities” area of Davenport, IA / Moline, IL.

The Illowa Chapter website is at <https://sites.google.com/site/naqccillowa2/>.

No report available.

NAQCC WEST FLORIDA CHAPTER



Items in this section are from the West Florida Chapter unless otherwise credited. Questions and comments should go to Ron, N9EE.

The chapter's web site is at <https://www.facebook.com/groups/967110089994401/>.

NAQCC-WFL July 2018 Report

Worked NAQCC Event July 18, 2018

N9EE at home QTH operating NAQCC event.

Log (TIME in EDT, -4 UTC)

TIME	CALL	FREQ	RST	ST	NAQCC Nr
2033	K4KBL	7.041		GA	8806
2039	K4KRW		14.060	589	NC 1815
2102	N2CN	7.034	579	CT	6028
2109	K5ITA	7.037	579		
2141	K8NQQ	7.034	559	NC	88 (is real)
2145	NF5U	7.034	599	TX	0142
2157	KB9ILT	7.035		NC	5588
2202	K9EZ	7.034			6952
2229	K5MT	7.037	559	TX	

Tried working NAQCC-WFL outing July 20.

Had planned on working from Veterans Park in Spring Hill, FL, but rained out, worked from home QTH.

1054 WA2JSG 14.060 579/569 Curt NAQCC Nr 3457 in NJ

Bands have been bad, worse as of this writing. I have had S9+20db noise for over 3 weeks.

NAQCC WEST VIRGINIA CHAPTER



Items in this section are from the West Virginia Chapter unless otherwise credited. Questions and comments should go to John, N8ZYA.

The chapter's web site is at <http://n8zyaradioblog.blogspot.com/>.

No report available.

NAQCC WESTERN PENNSYLVANIA CHAPTER



Items in this section are from the Western Pennsylvania Chapter unless otherwise credited. Questions and comments should go to John, K3WWP.

Not much to report for July. Although Mike KC2EGL and I (K3WWP) did get together a couple times, the emphasis was on things other than ham radio.

We attended a Pirates baseball game on July 29th. That was a real joy. We had great seats in the upper deck behind home plate and could see everything that went on from foul line to foul line and beyond. You can see a picture of our view in my web site diary at k3wwp.com. When we got home, we checked the bands and found them to be pretty much wanting. We did both work HK7AAG on 30 for some DX, but that was about it.

On our 4th Wednesday pizza night, we discussed our chapter activities. It seems that interest in them has declined this year for whatever reason. Perhaps the state of the sunspot cycle, but then that always gets the blame when things don't go well in ham radio. Sometimes it's real, but other times just an excuse. One thing we decided is that next year we won't schedule non-ham events on days when we should be doing something in ham radio. We never thought this year about the ballgame being the same day as the FOBB till it was too late and we had our tickets ordered and received already.

We received our certificates for the 2017 Skeeter Hunt when we (K3WWP KC2EGL WB3FAE) used the club call of N3AQC to earn third place overall in the contest. A picture of that is in my diary also.

On July 7th Mike and I took a train ride on the Titusville and Oil Creek Railroad which staged a World War II event. I won't say more about that here since it wasn't a ham radio event, but you know by now where you can find more info if you're a railroad buff. When we got home from that, we went to the shack to look for DX, but instead did something else. Mike was unable to work any of the 13 colonies event stations during the week and this was the last day of the event. So I let him go for them. I think he worked 6 or so of the thirteen stations. I also made an insurance QSO with the NJ station as I wasn't sure about an earlier QSO when he supposedly started his activity before the event time frame.

Hopefully August will contain more chapter ham activities. At least it will contain the Skeeter Hunt. Hopefully other chapter members will join Mike and me, but so far we haven't heard from anyone who is interested. We'll either do it from the Kittanning park or Moraine Park near Butler.

Then one of our highlight events each year. On the last Sunday it will be our annual event at the Skyview Club where we do a QRP/CW demo with our QRP rigs and their big antenna farm.



MEMBER SUBMISSIONS



This section is a forum for you to tell other members what you've been up to on the ham bands or to submit a short article dealing with some aspects of CW and QRP operation or equipment. Just about anything that would be of interest to our members would be welcomed. Send your items to our News Editor Paul, KD2MX.

DISCLAIMER: Any views expressed in this section are those of the submitting member and may or may not be those of the NAQCC or its officers.

From Gene, N5GW, #5353 — Evaluating Your Fist

If you have never listened to an audio recording of your own CW transmissions, you could be in for a surprise. Every Morse enthusiast exhibits certain unique features that characterize his or her sending. These are most recognizable when using a straight key, and to a lesser extent when using a bug or even an electronic keyer. Often one op is able to recognize another op just by listening to the code even before the call sign is sent.

Unfortunately some of these idiosyncrasies may be detrimental, amounting to "glitches". The sending operator may be unaware of how these come across to the ham at the other end of the QSO. As an example, I was working a W1 station who sent his QTH as "g". I was briefly confused till I realized he was in ME (Maine) but was running the "m" and "e" together. Another example is a ham who does not send his call correctly, for instance running letters together or repeating his call sign without leaving a separating space.

When I recorded and played back my own sending, I discovered a few glitches, including leaving too much space between certain characters.

So it is a worthwhile thing to do, particularly if you send using a straight key. I suggest the best way to do it is to record one or more of your QSO's, wait a week or so, then play it back. This seems to work better than just recording a sending practice session, because you tend to correct or cover up your mistakes if you're paying too much attention to your own sending.

From Peter, G3JFS, #7300 —

See: <http://qthlocator.free.fr/index.php> for a useful locator program.

The program opens up centred on Paris but click on any place in the world and it tells you the locator. Or, if you know the locator, enter it in the 'Locate' box at the bottom of the window to centre the display at that location.

It should be ideal for use with the September Challenge.

73 Peter G3JFS

From Paul, N8XMS, #675 — An Editorial

A member recently pointed out to me that for the first time since we first hit the 100-log submission level in April 2010 we have had three months in a row where we didn't make that mark for our sprints. (91, 94, and 87 for the past 3 months.) So what's going on? I know that conditions have been poor, and I know that people have busy schedules. (Boy do I ever know that one!) But on the other hand, our membership continues to show a healthy growth with more than 9500 membership numbers issued. So maybe our newer members are staying away from our sprints? I can understand that. It has been years since I've participated in a major contest but I can remember being completely intimidated by the code speed and "chaos" that I would hear. I can also remember being embarrassed when the person that I finally managed to work sent a QSO number of 125 and I was only on 12 after an hour of operating! Well, our NAQCC sprints are different! We don't send QSO numbers, CW speeds are intentionally kept low, and our member/participants are "relaxed" enough that many of us will take the time to send a "TNX GL ES 73" instead of just rushing off to the next QSO. They will also slow down and repeat information if necessary without any sort of "attitude" about it. So if you have never tried one of our NAQCC sprints I would like to encourage you to do so. As I said, I'm not much of a contester but I try to never miss one of our sprints. Why? Because, even if the conditions are crummy, and even if I end up with a ridiculously low score, they are just plain **FUN!!!!**

From John, K3WWP, #0002 —

As I've been doing lately, to avoid re-inventing the wheel by re-typing it all here, you can find my news and comments in my web site diary at k3wwp.com.

Highlights are the DX streak continuing throughout July although it was very rough some days and I don't think it has much longer to go with propagation conditions of late.

Also the other events mentioned in the WPA Chapter news above.

I received my 13 Colonies Event certificate for working all 13 stations plus WM3PEN. Since I became interested in the event a couple years ago, that makes three clean sweeps in a row now, proudly done with QRP/CW of course.

I've been getting some questions about the jumper dipole Mike and I use in the park. I added some info about it to my web site. See the July 11 diary entry.



NAQCC CLUB INFORMATION

STATEMENT OF PURPOSE

From NAQCC President Paul Huff, N8XMS

Amateur radio has something for everyone. SSB, FM, AM, the digital modes, and QRO power levels all have their place in this great hobby and we certainly recognize the importance of these modes as well as the enjoyment that they give to many. But for a growing number of hams the challenge of *“doing the most with the least”* makes QRP (and QRPp) CW operating the greatest thrill available in amateur radio, and the North American QRP CW Club exists to promote this exciting facet of the hobby. As part of our focus we also encourage, but do not limit operators to, the use of simple wire antennas.

The NAQCC provides numerous opportunities for hams to enjoy QRP/CW operating. For contest types we have a popular monthly 2-hour sprint that runs at relatively low CW speeds and at a fairly relaxed pace. Three special sprints also take place during the year for 160-meter and QRPp operators. For a month-long activity we offer our members a Monthly Challenge that can be anything from forming a list of words from the calls of stations worked, to making a prescribed number of contacts using home-brew gear. There is also an extensive awards program to recognize the significant QRP/CW accomplishments of our members.

We also serve as a resource for people who are just getting started in QRP and/or CW. Our slow-speed CW nets are a great place for beginners to practice Morse code under real on-air conditions. Beginners will also find a wealth of helpful information on our club website and we are more than willing to try to answer any questions about QRP and CW that you might have. An extensive monthly newsletter is filled with useful projects and news from fellow QRPers.

A number of local NAQCC Chapters offer opportunities to get together for in person socializing and QRP/CW activities. Portable operations are especially popular with the local chapters.

Whether you are a veteran ham radio operator who is looking for a new challenge in the hobby, or a beginner who is intrigued by the possibilities of QRP/CW communication, we cordially invite you to join us. Membership is free and the benefits and fun are significant.

The North American QRP CW Club was founded in 2004 by WY3H and K3WWP and now has over 9000 members world wide. Membership is free and anyone interested in CW/QRP operating is welcome. Complete information about the NAQCC, including a membership application, activities schedule, and useful resources, can be found on our website at <http://www.naqcc.info/>. Inquires can also be sent to

Club President Paul Huff, N8XMS
9928 Eckles
Livonia, MI 48150
USA



Additional contact information can be found on the next page.

NAQCC CONTACTS		
NAQCC President Newsletter Editor	Paul - N8XMS	paul142857@gmail.com
NAQCC Vice President West Virginia Chapter	John - N8ZYA	jspiker58@gmail.com
Delmarva Chapter	Bill - N3IOD	william.hammond@mchsi.com
Downeast Maine Chapter	Jeff - KA1DBE	ka1dbe@arrl.net
Florida Chapter	Steve - WB4OMM	wb4omm@arrl.org
Western Pennsylvania Chapter	John - K3WWP	jsk3wwp@windstream.net
Central Texas Chapter	Danny - N5DRG	n5drg@naqcc-centraltexas.net
Illowa Chapter	Mark - K0NIA	iowamv@gmail.com
West Florida Chapter	Ron - N9EE	n9ee@tampabay.rr.com
Help For Beginners	Brion - VE3FUJ	ve3fuj@wightman.ca
Member Submissions Member Spotlight	Paul - KD2MX	kd2mx@arrl.net
NAQCC CW Nets	Wayne - NQ0RP	wayne.dillon@gmail.com

NOTE: These email address are not automatic links.
They are given here in graphic form to avoid harvesting by spambots.

REPRINT POLICY

Unless otherwise stated in the article, local clubs and other ham radio organizations are free to reprint featured articles from this newsletter, provided appropriate credit is given to the North American QRP CW Club and the author of the article. If at all possible a link to the club website at <http://www.naqcc.info/> should be included.