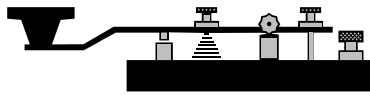


# NAQCC NEWS



ISSUE 272 • FEBRUARY 2021



## KEY CLICKS

**THIS ISSUE:**

Member Spotlight on portable ops aficionado; Steve Ghertner WD4CFN #9754; an easy way to zero beat; new simpler Sprint logging; more Florida QRP adventures; a double helping of Sprints and a report from the topband; build an easy portable antenna for every band; go long for the February Challenge; awards; nets; chapter news; and more!

**1LND NET ON HOLD**

The 1LND net will suspend operations for February as it looks to find a new day/time. This Sunday net has been impacted by the popular K1USN Slow Speed "Contest."

**TWITTER MANAGER NEEDED**

Our Twitter manager is spread thin with his other duties and would like to pass the controls over to someone with time to help it grow.

**YOUR STORIES NEEDED**

Are you getting your radio outside, or sitting in the shack melting solder? Stringing up a new antenna or replacing the one the snowstorm took down?

**IN THIS ISSUE**

Key Clicks	1
The Pres Sez ...	2
Member Polls	3
Member Spotlight	4
Member Submissions	5
Simple Sprint Logging	6
Portable Florida Ops	7
Sprints	10
Joystick Antenna	14
NAQCC Challenge	17
Awards	20
Nets	21
Chapter News	25
About The NAQCC	31

Drop us a line, and maybe a few pictures, to let us know what you're doing: [kd2mx@arrl.net](mailto:kd2mx@arrl.net)



# THE PREZ SEZ...

## Greetings NAQCC Members !



Congratulations to our 2020 Participation Award Winner, **Don, VE3DQN!**

Don had a *perfect* score of 36 points for the 2020 year and has not been the recipient of this award before. He participated in every monthly Spring and Challenge for the year, quite a feat!

Special recognition to previous year's recipients W2JEK and AK3X who both also achieved a perfect score for 2020.

As of February 1, 2021, our member total is 10,630. Nice! We continue to grow. We again exceeded 100 (106 actually) logs with some 150 folks participating in the January Regular Sprint - the 160M Sprint also fared well with 40 logs. Band conditions have seemed to improve some, and all of the current reports indicate that this Solar Cycle should be very good. Good for us!

Welcome back our NAQCC Swap and Shop administrator, Joe KW1K, after a very brief hiatus. Joe lists lots of good "stuff" that is related to QRP—check out his monthly e-mail.

Our Newsletter Editor Brent WT4U is always looking for submissions for the Newsletter - anything related to NAQCC, QRP CW. Send Spotlight Editor Paul K2DMX an e-mail if you have something to submit or need more information: [kd2mx@arrl.net](mailto:kd2mx@arrl.net)

Stay safe, KEEP YER DISTANCE, WASH YER HANDS, and get radio-active!

**72/73!**  
**Steve Szabo WB40MM #5913**  
**NAQCC President**



***A little bit of QRP on a wire goes a long way!***



# MEMBER POLLS

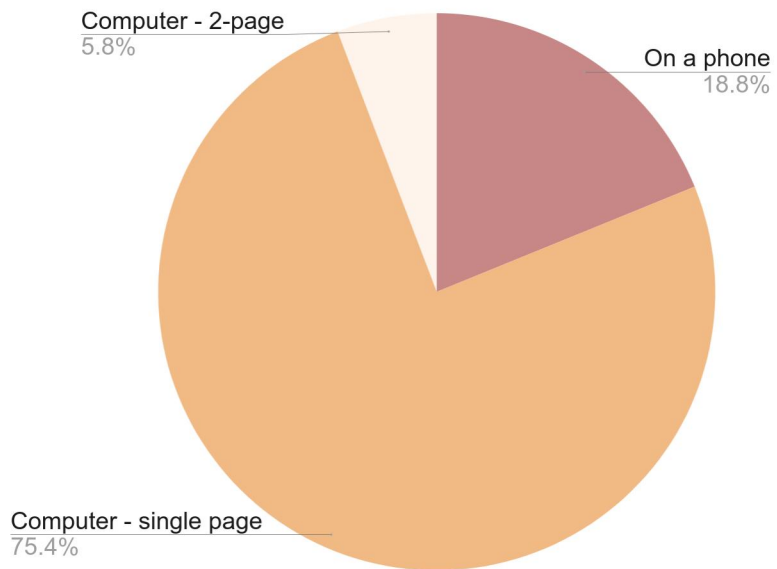
## FEBRUARY POLL

What new QRP rig do you want for your birthday?

Let us know at [http://naqcc.info/poll\\_new.html](http://naqcc.info/poll_new.html)

## JANUARY POLL

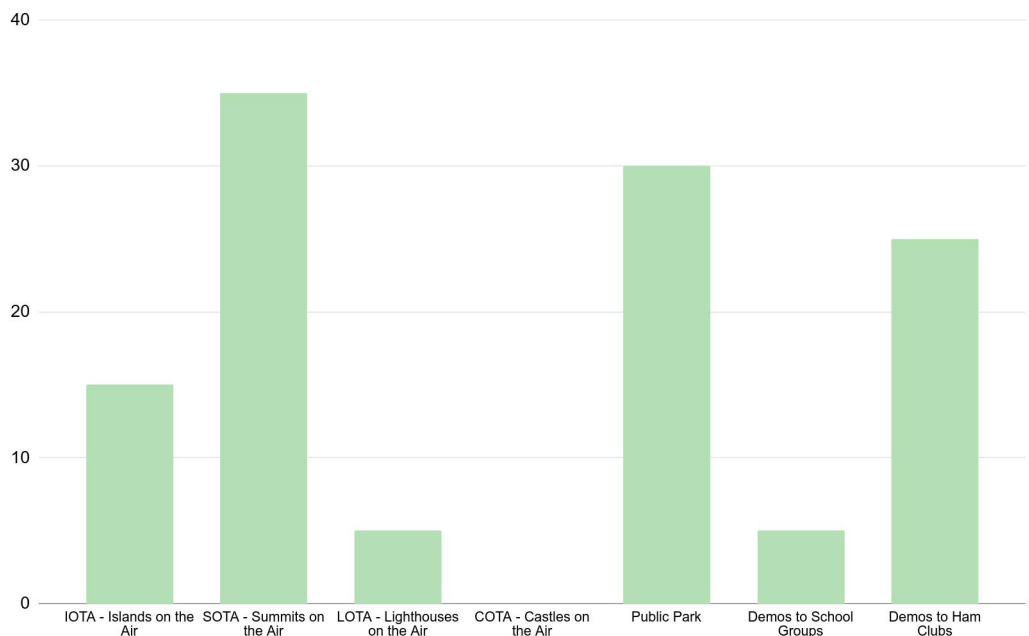
How do you read the NAQCC Newsletter? Phone, computer, print it out?



## OLD POLL

Back in 2014 we asked NAQCC members:

*"What other QRP activities do you participate in?"*



# MEMBER SPOTLIGHT

Each month one of our members is randomly selected and asked to share their ham radio biography with all of us. Questions or comments should go to Paul, KD2MX.

**DISCLAIMER:** Any views expressed in this section are those of the submitting member and may or may not be those of the NAQCC or its officers.

## STEVE GHERTNER WD4CFN #9754

A strong childhood interest in electronics led me to this fun hobby. I owe thanks to my mom for helping me find a local Novice license class through the ARRL. The class was hosted by the Vanderbilt University Amateur Radio Club. I also owe thanks to my father and grandfather for taking me to the weekly night classes. Also, much gratitude to the college students, who made the effort to teach a 12-year-old electronic theory and morse code to help me get my Novice ticket. I upgraded a few months later to General Class, then upgraded to Advanced Class the following summer. The thrill of sending RF across town or across the world and having someone send some back has never gone away.

### SOTA

I continued to enjoy ham radio over the years, but not as actively as the first years I was licensed. My passion for “making” and homebrewing continued over the years. I became really excited about operating again when I discovered Summits On The Air (SOTA) in 2017.

The SOTA program is a great combination of hiking and portable ops. I don't live close to many summits, but I have had the opportunity to activate summits while on trips throughout the south-east, west, and even British Columbia. I am fortunate that my wife enjoys the hikes and joins me during the activations.



### BACK TO CW

My interest in SOTA led me to want to get back to CW after 30+ years. Also, homebrewing and QRP lend themselves to CW, especially during a low sunspot cycle. I completed the CWops intermediate and advanced courses, which really helped me. I have been assisting a great CW operator and mentor, Tom Waits WA9CW, with his intermediate course, which has not only been fun but has helped me to continue to learn and meet others interested in CW. I spend a good bit of my air time participating in CW activities, including the



NAQCC sprints, SOTA, QRP Fox hunts, QCX challenge, CWops CWT's, and POTA as well as others.

I also enjoy building as much as I do operating. This includes constructing antennas, QRP rigs,

station accessories, using microcontrollers, and learning more about DSP. There is just so much to explore in our hobby! I hope to hear you on the air.

**73, Steve WD4CFN #9754**



## MEMBER SUBMISSIONS

This section is a forum for you to tell other members what you've been up to on the ham bands or to submit a short article dealing with some aspects of CW and QRP operation or equipment. Just about anything that would be of interest to our members would be welcomed. Send your items to our News Editor Paul, KD2MX.

**DISCLAIMER:** Any views expressed in this section are those of the submitting member and may or may not be those of the NAQCC or its officers.

### FROM JUERGEN DL4KE 3669 – EASY ZEROBEAT

Hello All... I've got myself a "Son of Zerobeat." I think I've had it for 15 years, but never used them because I found another very quick and easy way, first used with my old ICOM 706 in the mobile:

- I simply tune in the CW signal as close to the intended tone as possible
- Then I switch to the opposite sideband (CW reverse) and do the same again.

With just a very little practice, this method will zero beat exactly most times with only one switching and back. It works with using only your

hearing, and can even be done while driving and still paying attention to the traffic. There's no need for additional equipment.

But for the home station a "zero beater" may be a very nice eye catcher, and I think the use of an old "magic eye" will still give a shack visitor that "wow" response...



**73, Juergen DL4KE**



# NEW, SIMPLER SPRINT LOG SUBMISSION FORMATS

BY ANDY SIEGEL, N2CN, #6028

## LOGGING GETS EASIER, STARTING WITH THE FEBRUARY SPRINT

The new autologger, first introduced for the January 2018 monthly sprint, is about to receive a major update in order to address issues that members have had with log submission. For folks like me who log on paper, or who use logging software other than GenLog, calculating the last two fields of the sprint log lines—the multiplier count and the member/non-member score—can be tedious and error-prone. For some members, this complexity has been a bar to sprint participation.

So, starting with the February 2021 monthly sprint, these two fields at the end of each log line will be optional. **The autologger will calculate multipliers and determine non-member QSO scores on its own; in fact, it will quietly ignore anything submitted in these two fields.**

### ACCEPTABLE LOG FORMATS:

#### Traditional Eight-Field Log:

```
N2CN 40 0031 AC4BN VA 7701 1 2
N2CN 40 0033 KA8EZT MI 5W 2 1
N2CN 40 0035 K8ZAA MI 9286 - 2
N2CN 40 0037 WK4WC NC 8919 3 2
```

#### New Six-Field Log:

```
N2CN 40 0031 AC4BN VA 7701
N2CN 40 0033 KA8EZT MI 5W
N2CN 40 0035 K8ZAA MI 9286
N2CN 40 0037 WK4WC NC 8919
```

#### New Five-Field Log:

```
40 0031 AC4BN VA 7701
40 0033 KA8EZT MI 5W
40 0035 K8ZAA MI 9286
40 0037 WK4WC NC 8919
```

Also optional will be your callsign at the beginning of each line. This allows for a minimal five-field log line format that consists only of the band, the time, the call of the worked station, the QTH, and the member number (or wattage for non-members). All three log formats will be accepted.

**The old log format will continue to be accepted**, so there's no need to make any changes if you are happy with things as they are.

### DON'T MIX FORMATS

Within a single log; the field count must be consistent from line to line. For example, this log would be rejected because its first line has eight fields, while subsequent lines have six fields:

```
N2CN 40 0031 AC4BN VA 7701 1 2
N2CN 40 0033 KA8EZT MI 5W
N2CN 40 0035 K8ZAA MI 9286
N2CN 40 0037 WK4WC NC 8919
```

The only condition that the updated autologger doesn't handle yet is the occurrence of two different DX entities worked. Sprint rules say that each DX entity worked counts as a new multiplier, but until I get the code written to do this, DX QSOs after the first one will not bump up the multipliers. Since this is a very rare occurrence, I'll correct it during cross-checking for the time being.

### GIVE SPRINTS A TRY!

So if you have been wanting to try the Sprints, but were daunted by the logging requirements, give them a try starting in February. Hope to see you on the air!


# PORTABLE FLORIDA Ops 2020— PART 2

BY GREGG, WB8LZG #1444

## THE CONTINUING SAGA OF A WANDERING QRP OPERATOR

From Gregg WB8LZG #1444

After a safe arrival, we were getting settled in at the new winter home in Florida. I had mostly beaten Murphy's attempts to ruin my Ham fun. However, my on-air time was limited by an old 3 amp/hr gel-cel battery that was not holding a full charge. After a week of this, I finally decided to get a new one. So off to the Walmart I went and bit the bullet for a brand new gel-cel. I upgraded with a bigger one also. 10 amp/hr. This is now providing me with enough "juice" for plenty of evening radio time after a daily solar charge.



Charging the gel-cells with folding solar panel

## THIS TREE IS OCCUPIED!

I had good intentions of getting a wire up in one of the only pine trees here. I went out the next morning, slingshot and sinkers in hand, only to have my plan put on hold by mother nature. Upon looking up in the tree, we had a bald eagle sitting



Bald eagle proved to be a good omen for my radio operations

up there surveying the neighborhood. I decided not to push my luck. I could just see someone calling the police on me for shooting my slingshot at an eagle, and being hauled off to jail while trying to string a wire up there. I decided to work on improving the vertical setup and wait for another day to get a wire up in the pine. He did pose long enough for me to get several nice pictures of our national symbol.

## IMPROVING THE GROUND PLANE

I had entered the NAQCC monthly sprint and only managed to grab four QSOs in about an hour of contesting. Conditions were noisy, and I was disappointed at the low QSO count. I hadn't put any radials out for 80m yet. I grabbed the wire spool and soon had two more radials laid out and "hidden" in the palm branches. Now I had ten radials altogether, four on





Enjoying the ARRL 10m contest /4

20m, four on 40m, and two on 80m. I went back and forth tweaking the stinger on the tip of the vertical coils until the SWR meter showed nil. Upon hiding them in bushes along the house I went in to see if there was any improvement. 40, 20, and 15 were all hopping. I went to 10 and was pleasantly surprised to hear it wide open ! The ARRL 10 meter contest was going on and I tuned up there just to see if the 40 meter "coil" would play up there. Yes siree, the SWR was good.

### LUCK O' THE EAGLE

My encounter with the bald eagle proved to be good luck. Ol' Sol was exciting the 10 meter band propagation just for me. Lots of signals, so I "jumped in" and threw my call out. Sure enough, they were coming back to me. In just under an hour I had 16 QSOs in the log before the XYL and I went to the beach.

Later in the day when we returned, I grabbed four more QSOs before the evening meal. I had 20 nice QSOs with 10 states. Most of them up and down the eastern US, but also AZ and UT to the west. Not bad for a bit over an hour of operating at 5 watts into a modified mobile whip. My QTH being on the water may have helped a bit also.

### LET'S TRY QRP

I now had over two pages of QSOs in the log and growing confidence in the performance of my antenna setup. A few days later I thought I'd try the NAQCC milliwatt sprint. Trying to make QSOs at QRP power levels with an ad-hoc mobile whip is almost crazy, but the satisfaction of nabbing a good contact is quite rewarding.

I cranked the power down to one watt and gave it a try. Conditions were noisy with plenty of fade outs on 40 meters. It was tough work on the ears picking the peanut whistles out of the noise, but in an hour of milliwatting, I had two good QSOs with GA and MS, proving that there still is some "MAGIC" left in the hobby.

### SOME OBSERVATIONS OVER FOUR WEEKS OF CASUAL OPERATIONS:

Because of where my antenna is located, and the directions of the radials, I'm seeing better propagation to the north and eastern seaboard. Some midwestern states also. I'm hearing many Caribbean and South American stations in the evening, however I've only had a QSO with Cuba to the south so far. Early mornings and evenings are the best times for a solid QSO. The "SKCC" window has also netted me quite a few good QSOs.

For the 2 Meter FM crowd, I've been listening up on the local repeaters. Many of these machines are "inactive." There are some Net activities on the "Tamiami" machine, But our repeaters in the Lansing area get much more activity than here.

### MOTHER NATURE STILL GUARDING THAT PINE

I'm looking forward to adding another antenna up in the pine tree soon in hope of getting better coverage towards the south and west. I went out in the afternoon to survey the prospective spot where I might get a wire up there. Looks like I





Watch your step when working on antenna projects !

have to be patient until all the critters give me a chance. hee hee

**MORE PLANS**

With all of the non-ham activities here, I have yet to find the time to get on the OSCAR satellites. I've been happily occupied working CW at QRP power levels on the HF bands. The satellite ops are still in the plan, but not sure of a time frame. Things move SLOW around here. The XYL has non-Ham plans for me also. hee hee

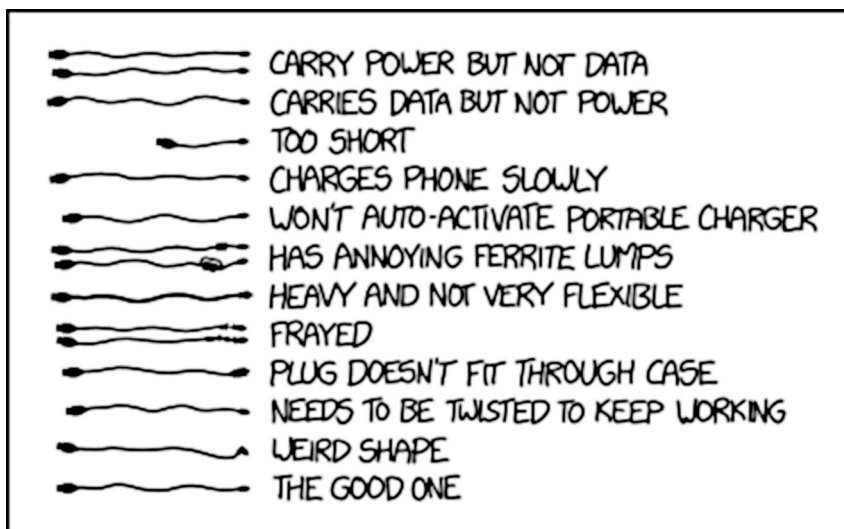
I'm also planning on operation Straight Key Night with New Years Eve optimistic vigor. I usually run 25-50 watts

may have to be patient with all the critters around here. Wouldn't you know. I went around the back and was confronted by a gator! He was only about six feet long, but they look much "BIGGER" when you walk up on one. Guess mother nature is determined to make me wait for a while longer before I get an antenna up in that tree. I'm going to keep trying to launch a wire up there. I may

on SKN, so 5 watts may be a bit of a strain on the other ops ears. However, it should be lots of fun.

Stay Tuned. More adventures coming soon

**73, Gregg WB8LZG**



xkcd.com

THE LAW OF USB CABLES:  
NO MATTER HOW MANY YOU GET,  
YOU ONLY EVER HAVE ONE GOOD ONE.

# NAQCC SPRINTS

## FEBRUARY SPRINT

Our regular Sprint this month will be on Wednesday, February 10, 2021, 0130-033Z. That's the evening of Tuesday, February 9 here in North America.

Complete information at <http://naqcc.info/sprint/sprint202102.html>.

## RULES

Complete sprint rules and instructions on how to submit your log can be found at [http://naqcc.info/sprint\\_rules.html](http://naqcc.info/sprint_rules.html). On that page you will also find information about the different computer loggers that are supported for our sprints. The membership data files for those supported loggers can be downloaded at <http://naqcc.info/contests.html>. **Please be sure to always get the latest membership data for your logger about a day before the Sprint.** A complete schedule for our upcoming sprints can be found at [http://naqcc.info/sprint\\_sked.html](http://naqcc.info/sprint_sked.html).

## JANUARY SPRINT RESULTS:

Complete sprint results, including all of the soapbox comments, can be found at <http://www.naqcc.info/sprint/sprint202101.html>. High scores can be seen in the tables on the next page.

We would especially like to welcome our first-time regular sprint loggers and hope that they will return to participate often: K2HN, NN3U, & W4ELP

January Sprint				
	Current Month	Previous Month	All-Time Record	Record Date
Logs	106	99	217	4/17
Participants	150	137	269	2/13
Total QSOs	1193	966	3154	4/17
Hour 1 QSOs	726	536	1704	4/17
Hour 2 QSOs	459	430	1450	4/17
20m QSOs	0	1	1232	8/13
40m QSOs	418	124	2203	4/17
80m QSOs	767	841	1417	2/13
Avg QSOs/Station	11.3	9.8	19.3	9/11

SWA STRAIGHT KEY CATEGORY			
Division	1st	2nd	3rd
W1	K1MZM	KN1H	WB1GYZ
W2	WA2NYY	W2SH	KA2KGP
W3	KD3CA	KC3MIO	K3JZD
W4	WG8Y	KC5F	K4JPN
W5	N5GW	KE9DR	-
W6	AI6SL	-	-
W7	N7KM	WB7GR	-
W8	AB8RL	-	-
W9	WB9HFK	W9CC	KA9FQG
W0	N0TA	K6XT	NN0SS
Canada	VE3SIF	VE9BEL	-
DX	-	-	-

SWA BUG CATEGORY			
Division	1st	2nd	3rd
W1	NF1U	-	-
W2	WA2FBN	WB2LQF	-
W3	NN3E	K3WWP	-
W4	W4ELP	KJ4R	-
W5	NF5U	K5GQ	-
W6	N6HDV	-	-
W7	N7QR	-	-
W8	AB8FJ	K8NGW	N8XMS
W9	K9DRP	-	-
W0	KD0V	K0LAR	AE0IB
Canada	-	-	-
DX	-	-	-

SWA KEYER/KEYBOARD CATEGORY			
Division	1st	2nd	3rd
W1	W1ND	KB1M	WY7N
W2	K2OID	WA1GWH	N2ESE
W3	NN3U	-	-
W4	K4KBL	WB4OMM	N4MJ
W5	K5WX	WI5H	N5AAS
W6	KI6M	WU6P	-
W7	-	-	-
W8	WI8J	WA8SAN	N8HZM
W9	NN9K	KY0Q	AB9BZ
W0	N8LA	K0EW	K9OSC
Canada	VE3DQN	-	-
DX	-	-	-

GAIN CATEGORY			
KEY	1st	2nd	3rd
SK	KF6C	-	-
BUG	-	-	-
K/K	-	-	-

FIRST-TIME ENTRANT HIGH SCORE			
Key Type	1st	2nd	3rd
SK	-	-	-
BUG	W4ELP	-	-
K/K	K2HN	NN3U	-
PRIZE DRAWING WINNER			
<b>Prizes</b>			

## JANUARY 160M SPRINT RESULTS:

Complete sprint results, including all of the soapbox comments, can be found at [http://naqcc.info/sprint/sprint202101\\_160.html](http://naqcc.info/sprint/sprint202101_160.html). High scores can be seen in the tables on the next page.

SWA STRAIGHT KEY CATEGORY			
Division	1st	2nd	3rd
W1	K1MZM	-	-
W2	W2SH	KF6C	KN2G
W3	KD3CA	KC3MIO	AK3X
W4	WG8Y	WT4U	KD4MSR
W5	N5GW	-	-
W6	K6GPB	-	-
W7	-	-	-
W8	NF8M	-	-
W9	WB9HFK	W9CC	N8HWW
W0	K6XT	AA0W	-
Canada	-	-	-
DX	-	-	-

SWA KEYSER/KEYBOARD CATEGORY			
Division	1st	2nd	3rd
W1	W1ND	K1SX	-
W2	WA1GWH	WY7N	-
W3	-	-	-
W4	KB9ILT	K4BAI	WB4OMM
W5	K5WX	-	-
W6	-	-	-
W7	-	-	-
W8	WI8J	-	-
W9	-	-	-
W0	KK0U	W0PWE	N8LA
Canada	VE3DQN	-	-
DX	-	-	-

SWA BUG CATEGORY			
Division	1st	2nd	3rd
W1	-	-	-
W2	-	-	-
W3	WA3FIR	-	-
W4	KI4IO	KJ4R	WD4CFN
W5	-	-	-
W6	-	-	-
W7	-	-	-
W8	-	-	-
W9	-	-	-
W0	-	-	-
Canada	VE3IDS	-	-
DX	-	-	-

GAIN CATEGORY			
KEY	1st	2nd	3rd
SK	-	-	-
BUG	-	-	-
K/K	W2QL	-	-

FIRST-TIME ENTRANT HIGH SCORE			
Key Type	1st	2nd	3rd
SK	-	-	-
BUG	-	-	-
K/K	W2QL	-	-



## SPRINT HONOR ROLL

We honor the following members for their outstanding participation over the years in our regular sprints. Exact counts can be seen at [http://naqcc.info/sprint\\_dates.html](http://naqcc.info/sprint_dates.html).

Number of Sprints	Members
50+	NU7T (SK) KF7WNS KD3CA N2CN KB0ETU NF5U K2YGM AA7CU KC7DM NQ2W WI5H WA1GWH WB4OMM KB1M AA0W N8QY WY3H WA2FBN VE3DQN NN0SS K6CSL W5UAA WB1GYZ WB9HFK WK6L KC2EGL VE3GNU AB8FJ K4ORD K2HT KJ4R VE5BCS (SK) N7QR KB4QQJ
75+	AA9L K4NVJ NO2D AK3X NA4O KA9FQG N5GW VE3FUJ KN1H WD0K KQ1P N8BB N4MJ K9OSC K6MGO N8LA N8APO K9EYT
100+	N4FI K1IEE W4DUK KE5YUM N2ESE WX4RM WA8SAN WG8Y KD2MX N0TA K4KRW WB8ENE
125+	KU4A K4BAI NF8M K3RLL K4JPN K2CWM KD0V
150+	W2SH WB8LZG W9CC N8XMS
175+	K3WWP KA2KGP W2JEK

## TOPBAND SPRINT SOAPBOX

**W2SH** - NAQCC's first 160m sprint was in 2007, three years after the Club's establishment. I've participated in all 15 of these topband affairs. Conditions were unremarkable, but during the second hour noise levels were lower and signal strengths were mostly 589 up to 599 plus 10dB. Sorry to have missed Larry, W9CC, a regular in these sprints. My final QSO was AA0W, my best 'DX' at nearly 1,200 miles distant. The 270' dipole doesn't have the legs of my 86' high inverted L which I hope to resurrect before the leaves come back on the trees.

**WG8Y** - Hi all, I put up a coil loaded inverted L. that was attached to the base of my hustler 6BTV. this afternoon so I could get on the 160M Sprint. Total wire is app 80Ft not counting the coil. it worked well enough to put 10 Q's in the log in a little over an hour. Had S6/7 QRN making it a little tough. Still fun trying to pull the whispers out of the noise. 72 all from N.C. Mark WG8Y

**W0PWE** - I rarely operate 160 because I don't have an antenna for it. Shorted the feedline together on my 80M doublet and worked against a single random radial. Had to make a few trips out there through 14' of fresh snow to get everything working. Running a KX3 at 5W. QRN is really bad here on 160 but it was fun to hear some nice QRP signals on the band. 73 and thanks for the fun.

**VE3DQN** - Lots of fun, lots of activity. I love 160m. Best DX was W0PWE Jerry in IA. Seems like everyone went to bed by 10pm :-)



# THE JOYSTICK: SMALL IN SIZE, BIG IN PERFORMANCE

BY BOB VE6RI, #3734

Before you get excited, will the Joystick out-perform a monoband dipole up 30 feet in the air? No.

## EASY TO BUILD

The Joystick is a compromise antenna but it has a few advantages. It offers small size for portable work, it will handle a kilowatt with the proper high power random wire tuner, and for QRPers, a simple broadcast variable in the range of 400pF along with some #19 enameled wire wound on a 1-1/2 inch coil form to make a random wire tuner is all you need. If there is interest I will give you details on that type of tuner. MFJ has several random wire tuners for sale.

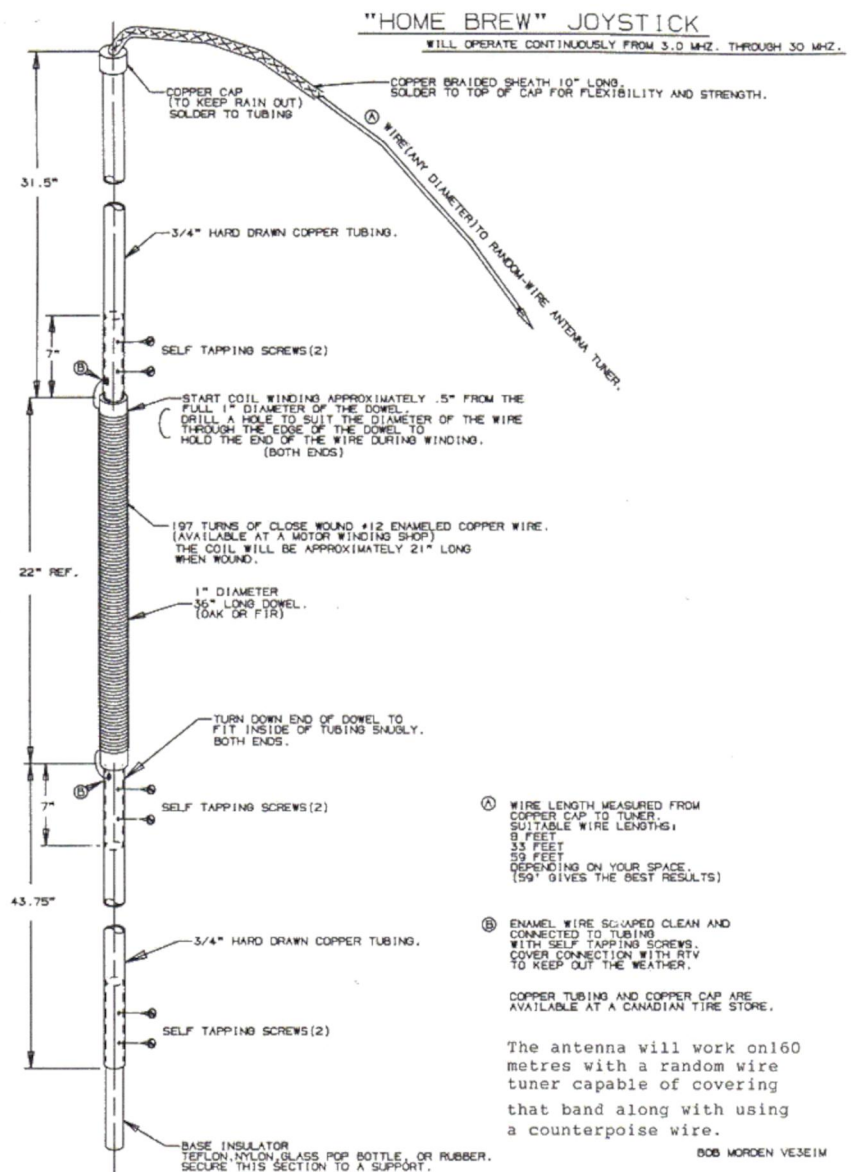
The antenna is very easy to build, only a few parts are needed and you do not have to buy or build any traps for this antenna. Suggested wire lengths for easy tuning are: 8, 33, 59, and 118 feet. These are soldered to the top end of the Joystick. A counterpoise wire about 17 feet long should be connected to the ground connector on your rig. This wire should be insulated and with a porcelain insulator at the end.

Oh yes, do not use an SWR bridge with this antenna. That's a suggestion from the manufacturer.

## PORTABLE SETUP

If you are operating portable the counterpoise should be about a

foot or so above the ground with the far end attached to a suitable support. This wire preferably should run in the direction of the wire coming off the Joystick back to your rig. An easy way to mount the Joystick in a tree is to attach a ty-rap (cable tie) to the top of the antenna and perhaps several ties horizontally around the top to support the original ty-rap, then attach a length of quarter-inch cord through the ty-rap.



I found that a hockey puck with a hole drilled in the center and knotted to a length of cord works just fine for throwing the puck and a line through the top of a tree. Lay your cord straight out from the tree, grab the cord about two feet back from the puck, then twirl it fast counter-clockwise, aim for the tree top and let her go. The dynamics and weight of the hockey puck will usually successfully reach the ground on the other side. Pull the line and the antenna to an agreeable height, connect to the rig and have fun.

**APARTMENT AND HOUSE**

If you use the Joystick in an apartment the antenna will not work inside due to the material used to build the apartment building, so try to mount it on your balcony and insulate it from any metal. In this case, run 33 feet of wire to your rig and lay a 17-foot insulated counterpoise wire on or under the carpet if possible. Make sure the end is insulated say using electricians' tape, because that end is hot! Using QRP and this setup, you shouldn't bother anyone and their electronic gizmos.

Say you live in a frame house and want to just lean it against the wall. Attach rubber feet at the base and at the top to insulate the antenna from your wall and floor, attach a 8-foot length of wire to the rig and don't forget the counterpoise wire and "tap away."

**DEVELOPMENT AND PRODUCTION**

Where did this antenna come from? A ham in England, G3CED, a Mr. Partridge of Partridge Electronics Ltd., Caister House, Prospect Road, Broadstairs, Kent developed it back in about

**Joystick SPANS THE WORLD**  
**VARIABLE FREQUENCY ANTENNA SYSTEM**

In one gloriously successful year, thousands of JOYSTICKS have been sold to stations throughout the world. PARTRIDGE ELECTRONICS have been inundated with testimonials from JOYSTICK users. Orders for this (pat. pend.) revolutionary variable frequency antenna system have so multiplied that new premises have been leased in order to cope with demand. ALL JOYSTICK orders are now dispatched immediately.

Every JOYSTICK System is supplied complete with feeder and an antenna matching unit—selected by you to suit your personal set-up. It is ready to go on the air and gives an unprecedented 'lift' to signal strengths especially for 'cliff' and 'cave' dwellers—EVEN FROM UNDERGROUND! Naturally the advantages of using the 'JOYSTICK' 'up-in-the-clear' are even greater!

*This exclusive and amazing system possesses the unique property of an even performance over all frequencies between 1.4-30 Mc/s.*

4,000 licenced stations and SWLS all over the world have already found that this is the first major break-through for 20 years in the field of aeriels. The performance for such a compact unit is staggering. Even the sceptics have been convinced once they have understood the basic principles and have followed the simple 'load and dip' procedure given in the instructions.

**New Joystick Range**

There is now a whole new range of Joystick Systems—made to match your QTH, your rig and your pocket! The SYSTEMS cover TX/RX, SWL, indoor and outdoors, mobile and even a new JOYMAST! Made only in the finest materials the SYSTEMS are reliable and permanent!



**ZL4GA WORKS G5WP ON 80 METRES**

**INDOORS—ZL4GA's JOYSTICK** got him 569 on 3.5 mc/s from G5WP on 21st February, 1965 at 0850 GMT. Alan had worked VE7BIY on 3.5 mc/s at 559 and also logged 59 countries on 14 mc/s by that date, including LU1HBS and 9M4LP.

*Testimonials continue to pour in!*

**MOBILE "JOYSTICK"** on 160M AM PHONE: G6TQM reports: "The little Triumph Estate somewhat resembles a yacht in harbour with mast lowered—one great advantage with JOYSTICK, you don't have the height to worry about—vertical whip would be 'clobbered' going into garage!" IT DOES WORK F.B. "Left TONBRIDGE 0800 —G3JID gave me 5/5-6 also G3UJM—high range of hills between us—when clear of hills at LINTERN G3UJM gave me 5-8/9 and we had solid QSO for an hour!"—(very many more contacts). R. R. SMITH, G6TQM

**GUARANTEE**  
 Partridge operate a rigid, 100% Money Back Guarantee. If you're not completely satisfied!

**READ ALL ABOUT IT!**  
 This ticket will bring you the new brochures by return of post!

PARTRIDGE ELECTRONICS LTD. Caister House, Prospect Road, Broadstairs, Kent  
 Tel: THANET 42335

NAME ..... (Call sign).....  
 ADDRESS .....

RSGB

RSGB BULLETIN NOVEMBER, 1965 PARTRIDGE G3CED 713

1964. The antenna is no longer produced. I bought mine in 1965.

**DX, JUST ADD SUNSPOTS**

Here is an almost too difficult to believe story that appeared in a RSGB (Radio Society of Great Britain) magazine ad. ZL4GA worked G5WP on 80 meters on 3.5 MHz using his Joystick leaning against the wall of his shack. Memory tells me Alan ZL4GA was running about 150 watts. He got a 569 from G5WP on 21st February, 1965 at 0850 GMT. Alan had worked VE7BIY on 3.5 MHz at 559 and had also logged 59 countries on 14 MHz by that date, including LU1HBS and 9M4LP.



# JOYSTICK

VFA—ONLY 7' 5" LONG

## SOLVED!

The revolutionary JOYSTICK ANTENNA SYSTEMS presents a satisfactory solution to all the problems of restricted space transmission and reception antennae. A completely new range of tuning units has been designed to allow the maximum possible efficiency with absolute simplicity of tuning and operation. For transmission on all amateur bands from 1.8 Mc/s to 30 Mc/s, for general short wave and broadcast reception and for commercial application (static and mobile). This variable frequency antenna system has been acknowledged as the most successful solution to a host of aerial problems. Over 3500 are in use all over the world (as at July 1966). Hundreds and hundreds of terrific testimonials may be seen at the Joystick Office—the selection shown here will prove the point.



Above: One of the new JOYSTICK "EASY-TO-USE" units with built-in RF indicator

JOYSTICK VFA CAN BE HEARD ON THE BANDS EVERY DAY—START THE NEW SEASON WITH A POTENT SIGNAL—ORDER YOURS TODAY!

W3CCT Cornell University, ITHACA NY. "Joystick 15 ft. above ground. First call—11YBA... followed by YU3FS, DL1DK, GW3PPW... located in valley... It works!"

G2VF Southampton. "Letter from Dortmund SWL reads—it is almost unbelievable what the advertisements of Partridge Electronics say every month... but to tell the truth your signal was really FB and the most outstanding from all the signals from England."

G3LJF Bristol. "I am really pleased with the Joystick VFA and have no hesitation in thoroughly recommending it. It is an ideal aerial for someone with a difficult QTH."

James C. Cox, Hull. "I find it successful in all ways—am an avid SWL."

UK AGENTS: G. W. Smith & Co. (Radio) Ltd., 3 Little Street, London, W.C.2.; Brian J. Ayres & Co., 8 Hatfield Road, Wimbledon, London, S.W.18.; Stephens-James Ltd., 70 Priory Road, Liverpool, 4.; Chia H. Young Ltd., 170/172 Corporation Street, Birmingham, 4.; R.S.C. (Manchester) Ltd., 329 Apple Street, Glasgow, C.1.; or ask your local dealer.

France: Varadio-Cominac, 3 Rue Joseph-Riviera, Paris, Courneuve, France.

West Germany: Imp. Hannes Bauer, 88 Bamberger, Hornhalstrasse 8, West Germany; Dressing GMBH, 48 Giesendorf, Solbater Str. 18, West Germany; Stala & Gossal, 5 Marchen 15, Beyerstrasse 5, West Germany; AND WORLD WIDE AGENCIES.

THIS BROCHURE GIVES YOU THE FACTS AND ONLY THE FACTS!  
 SEND TODAY  
 Partridge Electronics Ltd., Caister House, Prospect Road, Broadstairs, Kent.  
 NAME..... CALL/BRS No  
 ADDRESS .....  
 ..... RSG81



692

R5GB BULLETIN NOVEMBER, 1964

### MY JOYSTICK STORY

Of course back in those days, the band conditions were super, not like today! I lived in New Zealand back then. I am Canadian born, but wanted to see the world so I graduated from the Radio College of Canada in Toronto, Ontario and obtained a Commercial ticket so I could go to sea as a Radio Officer. I joined the Union Steamship Company of New Zealand and was soon on board ship.

To make a long story short, while ashore I lived in an apartment (called a flat in N.Z.) and ran QRP with a WW2 ZC1 military set with an output of about 4 watts and the Joystick. My call then was ZL2QA. I preferred 80-meter CW because 40-meters was jam packed with JA's! They actually QRMed N.Z. Anyhow I wanted to talk with the Kiwis. Are you ready for this?

I worked ZL4GA Joystick to Joystick! ZL4GA lived in Dunedin about six hundred miles south of me.

He still had his leaning against the wall in his wood frame house. I also found out I could work Australian hams no problem even though just to my west (the small town of Ngaio) was an extinct 600 foot high volcano followed by a hundred plus land miles then the Tasman Sea for 1500 miles before hitting Australia.

My Joystick was mounted on a 10-foot 2X2 which put the top about 17 feet in the air with 59 feet of wire to the shack. Don't expect miracles with the Joystick but do expect to make contacts with it under your particular antenna restrictions. If you have any questions, my e-mail address is: [remorden@telus.com](mailto:remorden@telus.com)

### ANOTHER ANGLE

Oh, I nearly forgot, The Joystick can be moved about 45 degrees away from the vertical with no ill effects. Man-made noise like ignition pulses and line noise can sometimes be nulled out by varying the vertical angle of the straight pipe section away from 90 degrees (straight up and down). Make sure the pipe section is well insulated from supporting objects. When the antenna is up, I feed it from the top, you can feed it from the bottom if you wish, In my experience, feeding from both ends at different times, I couldn't detect any difference.

As a final, after tuning up your rig into the Joystick, and if you have a field strength meter that you can put it in your yard where you can see it, then tune for max output, you might be surprised that you then will radiate even more RF. I found that by accident. Also for the apartment dweller, an artificial ground such as the MFJ-931 might be a great help when changing bands.

Have fun.

**73, Bob, VE6RI ex VE3EIM, ZL2QA, ZL1AX, ZL2FF/MM.**





# NAQCC CHALLENGE

BY GARY, K1YAN #2365

## THIS MONTH'S LETTER CHALLENGE: NERF FOOTBALL

It is a rainy day but the game goes on. The snap ... the QB falls back ... the receiver cuts around the chair ... past the couch and makes the catch. Nerf football at its finest. Thank Fred Cox, former Minnesota Vikings kicker, for the game ball. The idea of a foam ball started when, John Mattox, a football fan, floated the idea of a set of plastic goal posts to Cox, so that kids could practice kicking in their backyard. Mattox suggested a heavy ball that would not travel far and stay in the yard. Cox countered with the idea that the ball should be something light, like foam, to prevent leg injuries. Idea in hand, the duo went to the Parker Brothers company. The goal post idea didn't spark their interest but Parker Brothers found the ball to be a winner and introduced the Nerf ball in 1969. A winner it was, with sales peaking at 8 million units in 1979. It became "the official football of the NFL" ...

the Nerf Football League. Parker Brothers was acquired by Hasbro and they still make the Nerf ball. There are a couple of ideas about where the odd sounding name Nerf originated. One is that it is taken from the slang for foam padding used in off-road racing and another that it is an acronym for Non-Expanding Recreational Foam.



### SUBMITTING YOUR ENTRY

The easiest way is to use the great tool hosted by Robby WB5RVZ. Create an account, choose this month's challenge, and paste in all the eligible calls you worked. It will apply the letters, tell you what you're missing, and fill out the email for you. <http://naqcletters.azurewebsites.net/>

If you want to do it by hand, or got some but not all of the words and want to pick up a participation point, send an email to

Subject: (your call) NAQCC (month) Challenge

Body:

your call:

word1 - call1 call2 call3

word2 - call1 call2 call3

### RULES:

Just make ALL the words from calls of stations you work subject to the General Challenge Rules. (Any spaces in the phrases should be ignored. For example the challenge phrase "INVERTED V ANTENNA" should be treated as if it is the single word "INVERTEDVANTENNA.")

Each letter in a callsign you work during the month can be used twice to complete the challenge words. Complete rules, information, and a helpful tutorial on how to organize your work for an alphabet challenge along with detailed general rules and submission instructions can be found at

[http://naqcc.info/challenges\\_rules.html](http://naqcc.info/challenges_rules.html)

### WORDS

- KICKER FRED COX
- FAN JOHN MATTOX
- PARKER BROTHERS
- NERF FOOTBALL LEAGUE
- NON EXPANDING RECREATIONAL FOAM

### FEBRUARY CHALLENGE TRACKER:

A	B	C	D	E	F	G	H	I	J	K	L	M	N	O	P	R	S	T	U	X

**X** Every time you work a new station this month, mark off the lowest box under each letter of the call to track your progress and see what letters you still need.

MIKE MOZART, FLICKR / CC BY 2.0




### NEXT MONTH'S CHALLENGE

If you are not from the Northeastern part of the country, the Fluffernutter may not be familiar. If you are, it may bring back childhood memories of a tasty treat. Marshmallow Fluff, a sweet, sticky blend of corn syrup, dried egg white, sugar and vanilla flavoring is one of the costars of the Fluffernutter.

<http://naqcc.info/challenges/challenges202103.html>

### LAST MONTH'S CHALLENGE

The deadline for submissions for our January *Tiny Tanker Training* Challenge is is still a few days away. You can see what has been submitted so far at <http://www.naqcc.info/challenges/challenges202101.html> and final results will be posted on that page shortly after the 10th of the month.



Entering the Challenges earns you participation points so you're eligible for the best prizes in the annual anniversary drawings.

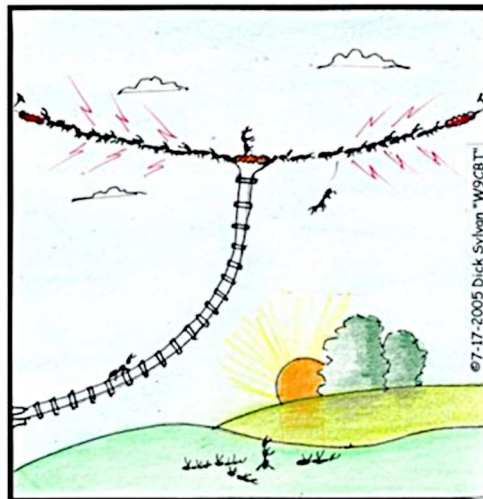
## CHALLENGE HONOR ROLL

We honor the following members for their outstanding participation over the years in our monthly challenges. Exact counts can be seen at [http://naqcc.info/challenges\\_sdchedule.html](http://naqcc.info/challenges_sdchedule.html).

Number of Challenges	Members
25+	WA2FBN AK3X KJ4R W3IQ VE3DQN KU4A AH6AX KD0V K9OSC WB4OMM N1JI KA5PVB WY3H VE3HUR KI4IO N1LU N4OW KD2MX KB1M WY7N
50+	VE3FUJ PA9CW WI5H NF1U NU7T N9SE G3JFS
75+	PA0XAW
100+	K1IEE K1YAN
125+	N8XMS
150+	K3WWP W2JEK



### HAM QUIPS " Hot Ant-Tenna"



"This Is A Really Great Ant-Tenna As Long As We Dont Run Out Of Ants."

Dick Sylvan, W9CBT, #2062, has been a QRP/CW operator for a long time. He is also a very accomplished ham radio cartoonist and his work has appeared previously in the K9YA Telegraph newsletter. His book "HI HI - A Collection of Ham Radio Cartoons" is available at [www.lulu.com](http://www.lulu.com).

# NAQCC AWARDS

You may already be a winner! NAQCC has an extensive list of awards. Check your log to see if you're close, or just need to submit. Complete details can be found at <http://naqcc.info/awards.html>.

## FEATURED AWARDS:

### SUFFIX WORDS

Many call letter suffixes form common words such as W3CAT, K3GO, EA1JAR, etc. This award is for working stations with such call letters. This award is adapted from a suggestion made by George KN2GSJ (now K2GHM). Sounds like a lot of fun - thank you George.

Work as many different stations as possible whose suffixes form two or three letter words. An arbiter is needed to decide what is a word and

what is not. We've decided on a commonly used official Scrabble word list. See the end of these rules for the list which you may cut and paste into a text file for printing out if you wish. Working W2CAT and W3CAT counts as 2 stations, so there are a large number of available 'word calls' since the same word can be used with many different prefixes.

Only the whole suffix counts as a word - you can't get AT from W3ZAT or US from K2USN, and so forth.

## RECENTLY ISSUED AWARDS:

### 1000 MPW

Nr	Call	Worked	MPW	Award Date	Notes & Antenna
0570	K9OSC	KY4AE	8,960	01/04/21	CF Zepp @30'
0569	K9OSC	N4EX	10,628	01/04/21	CF Zepp @30'
0568	K9OSC	KD1JT	10,530	01/04/21	CF Zepp @30'

### 50 USA states QRP

AB9AZ



Awards earn you participation points so you're eligible for the best prizes in the annual anniversary drawings.





# NAQCC QRS/QRQ NETS

We have a number of nets (QRS = slow speed, QRQ = higher speed) designed to help people build up their CW operating skills. Complete information about these nets can be found at [http://naqcc.info/cw\\_nets.html](http://naqcc.info/cw_nets.html). Questions should be directed to Net Manager Mark, W8EWH.

## NAQCC Net Schedule

Net	Local Time	UTC	Freq +/-	Primary NCS
FarnsWord QRQ Round Table Nets (FRN)	Sunday	Monday		40m net discontinued 60m JB NR5NN (CA) 80m Rick N6IET (CA)
	4PM PST	0000 Z	5332 kHz (ch1) Alt = 5348kHz)	
	5PM PST	0100 Z	3553 kHz	
East Texas QRS Net (ETN)	Monday 7pm CST	Tuesday 0100 Z	7066 kHz Summer 3566 kHz Winter	Allen KA5TJS (TX)
Midwest QRS Net (MWN)	Monday 7:30 CST	Tuesday 0130 Z	7031 kHz	Bob W0CC (KS)
Pacific Northwest 80m QRS Net (PNW80)	Thursday 4 PM PST	Friday 0000 Z	3556.5 kHz	Stewart KE7LKW (WA)
The 1 Land QRS Net (1LND)	This net is suspended for February 2021 as Ed K1RID looks to find a new day/time			

**Note:** On the rare occasions that there is a conflict between one of our scheduled nets and one of our regular sprints, the sprint will take precedence.

## NET CONTROL STATION REPORTS

### NAQCC FARNSWORD QRQ ROUND TABLE NETS (FRN)

Sunday evenings 4:00 PM PST, which is Monday 0000 UTC, on 5332 kHz (Ch 1)

Sunday evenings 5:00 PM PST, which is Monday 0100 UTC, on 3553 kHz +/-

60m NCS - JB NR5NN (CA); 80m NCS - Rick N6IET (CA)

We had very few sunspots in January, resulting in Solar Flux Indices in the 70s. But the later sunsets are now getting us mostly through each net before the respective bands start going long.

Straight key and bug users had a whole month to enjoy the SKCC "Straight Key Month" and try to work all the K3Y/x special event stations. Sometimes we had to move FRN/80 a bit off frequency to avoid all that SK activity. No problem. We're flexible!

Below are the lists of stations who checked into each net, each week. Dates are UTC.

**FRN/60 FarnsWord QRQ Round Table Net  
QNS - JB NR5NN NCS  
Sunday 4pm PST (Monday 0000 UTC) on  
5332 kHz (Ch 1)**

- Jan 04 - QNS (9) NR5NN NCS, N6IET co-NCS, K6JJR, AI6SL, N6VN, WJ7S, KW6G, K6GVG, KB7KY
- Jan 11 - QNS (11) NR5NN NCS, N6IET co-NCS, KB6FPW, KB7KY, K6JJR, KW6G, N6VN, AI6SL, K6GVG, AI6U, KB4MNG
- Jan 18 - QNS (10) NR5NN NCS, N6IET co-NCS, K6JJR, K6GVG, KW6G, AI6SL, W6MK, N6VN, WJ7S, AI6U
- Jan 25 - QNS (9) NR5NN NCS, N6IET, AI6U, K6JJR, AI6SL, K6GVG, W6MK, KW6G, WJ7S

**FRN/80 FarnsWord QRQ Round Table Net  
QNS - Rick N6IET NCS  
Sunday 5pm PDT (Monday 0100 UTC) on  
3553 kHz±**

- Jan 04 - QNS (6) N6IET NCS, KW6G, AI6SL, K6GVG, K0DTJ, WJ7S
- Jan 11 - QNS (9) N6IET NCS, NR5NN, AI6SL, K6JJR, AI6U, K0DTJ, K6GVG, KW6G, N6KIX
- Jan 18 - QNS (8) N6IET NCS, K0DTJ, N6VN, K6JJR, KW6G, AI6SL, K6GVG, AI6U
- Jan 25 - QNS (8) N6IET NCS, K6JJR, K6GVG, KW6G, AI6SL, K0DTJ, W6MK, N6KIX

**NAQCC EAST TEXAS QRS NET (ETN)**

Monday evenings 7:00 PM CST, which is Tuesday 0100 UTC, on 7066 kHz +/- (Summer) or 3566 kHz +/- (Winter)

Main NCS - Allen KA5TJS (Texas)

JAN 05 - No Net

JAN 12 - QNI(5) NCS KA5TJS KG5CMS KE5YGA N4NN WN0WWY

The band was in good shape last night. All signals were 579 or better with some deep QSB. Great to hear Don and Dale last night.

**THE NAQCC FARNWORD QRQ  
CW ROUND TABLE NETS ...**

... promote head copying skills while encouraging participants to send good, properly-spaced code at 21-25 wpm. We typically go two rounds after check-ins, including signal reports and topical commentary about the weather, the pandemic, recent contests or other CW events, antenna experimentation and/or catastrophes, and HF QRP and portable CW operations.

Anybody who can copy and send at least 15 wpm is welcome to participate – you don't have to be a member of NAQCC.

We want to emphasize the importance of "warming up" off the air prior to each net or CW session on the air to reduce errors, which tend to severely interfere with head copy. I use my sidetone and keyer set to my anticipated speed (or slower, at first) to send the alphabet followed by a pangram (sentence using every Morse alpha character at least once), error-free, if possible, by being especially mindful during the exercise, and that really helps me.

JAN 19 - QNI(3) NCS KA5TJS KE5YGA N4NN

Good signals tonight. 579 and 569 respectively. Andy has a new to him, TS590 and is learning how to fly it! He reduced power to 5 watts to see how the copy was and I gave him a 559. Allen was running 10 watts but bumped it up to 30 due to QSB.

JAN 26 - QNI(3) NCS KA5TJS KE5YGA N4NN

Very good signals tonight. 579 or better from both AR and GA. TNX for the QNI's.

---

## NAQCC MIDWEST QRS NET (MWN)

Monday evenings 7:30 PM CST, which is Tuesday 0130 UTC, on 7031 kHz +/-  
Main NCS - Bob W0CC (Kansas)

JAN 04 - QNI W0CC

QSN - S-9 Only faint stations, no responders. Next week the bands will improve!

JAN 11 - QNI (3) W0CC, K0GWR, WT4U (NAQCC Newsletter Editor).

Both Gill and Brent did GREAT jobs picking out the signal with all of the QRN and QSB!  
Two very fine operators.

JAN 18 - QNI W0CC

I heard one station at 7.0315 and despite my best efforts, was not able to copy his call sign.  
I sincerely hope that he tries again next week!

JAN 25 - QNI (3) W0CC, WT4U, N5ZN

Both WT4U and N5ZN had RST of 519 and I was not able to copy all of their transmissions;  
however, it was a GREAT effort on their part!

---

## NAQCC PACIFIC NORTHWEST QRS 80 METER NET (PNW80)

Thursday evenings 4:00 PM PST, which is Friday 0000 UTC on 3556.5 kHz +/-  
Main NCS - Stewart KE7LKW (Washington State)

JAN 01 - PNW QNI (8) NCS KE7LKW, WB7WHG, AD7BP, W7ANM, K7JUV, N7TB, N0DA,  
WB4SPB

JAN 08 - PNW QNI (7) NCS KE7LKW, AD7BP, W7ANM, K7JUV, WB4SPB, N7TB, N0DA

JAN 15 - PNW QNI (6) NCS KE7LKW, AD7BP, W7ANM, K7JUV, WB4SPB, WB7WHG

JAN 22 - PNW QNI (7) NCS KE7LKW, AD7BP, W7ANM, WB7WHG, N7OC, KE7JOG, N7TB

JAN 29 - PNW QNI (6) NCS KE7LKW, AD7BP, W7ANM, WB7WHG, K7JUV, WB4SPB

## NAQCC 1 LAND QRS NET (1LND)

Second and Fourth Sundays of the Month at 7:00 PM EST, which is Monday 0000 UTC on 3560 or 3565 kHz +/-

Main NCS Ed K1RID (Maine)

JAN 10 - None

JAN 24 - None

The 1LND Net will suspend operations in February as Ed looks to find a new day/time to hold this net.



TO COMPLETE YOUR REGISTRATION, PLEASE TELL US  
WHETHER OR NOT THIS IMAGE CONTAINS A STOP SIGN:



NO YES

ANSWER QUICKLY—OUR SELF-DRIVING  
CAR IS ALMOST AT THE INTERSECTION.

SO MUCH OF "AI" IS JUST FIGURING OUT WAYS  
TO OFFLOAD WORK ONTO RANDOM STRANGERS.



# NAQCC CHAPTER NEWS

The North American QRP CW Club currently has six local chapters - Western Pennsylvania, West Florida, Illowa, Downeast Maine, Long Island, and Florida - but we would be more than happy to expand on that list. Chapters are more or less independent local gatherings organized by NAQCC members in a geographical area and subject to a list of guidelines from the NAQCC. They provide opportunities to have fun and to promote our parallel passions of QRP and CW. If you are interested in forming a local chapter please contact Club President Steve WB4OMM.

If your chapter is planning a portable operation activity and would like to have it promoted on the club email list or in the newsletter, send an email with the subject "NAQCC Portable Operation" and with the exact wording of the announcement to Steve, at the email address listed on the last page about a week before the operation. Please be sure to include the UTC time for the event and not just the local time.

A report about your chapter activity should appear here. Please send them to KD2MX or N8XMS at the email addresses listed on the last page.

NAQCC chapters located in the United States are welcome to use the NAQCC Club call, N3AQC for their special operations. Please contact call sign trustee Please contact call sign trustee, Club VP John KK4ITX, to schedule the use of N3AQC.

## NAQCC LONG ISLAND CHAPTER



Items in this section are from the Long Island Chapter unless otherwise credited.

Questions and comments should go to Howard, WB2UZE.

We had a smaller crew than usual for the outing and rightly so due to the current situation we are all facing, but we all stayed safely in our own cars. We decided to go to the most famous beach on LI: Jones Beach which is also a POTA as it was closer to those members attending. The WX was a balmy 50F with no wind which is quite comfortable for NY in January. So here is who came down:

Kevin KC2KC: TS480 into a random wire vertical held down by a his car tire. Kevin worked a number of stations as far VA and OH on 40m



WB2UZE

Bob W2OSR: Yaesu FT 450 using Bioanno battery. The antenna was a ground mounted vertical antenna (MFJ telescoping whip) about 16.5 feet long with a 30 foot long steel tape measure counterpoise. Bob worked Isle of Man (UK) which he was very happy about

Howard WB2UZE: Brought down the Club HB-1B in a cute go-kit, 4W into an old Spider multiband vertical that was originally designed for a car bumper. I worked on 20m as far as FL and ND and even though I heard WA and AK, no luck. A reverse beacon picked me up in Slovakia but no luck QSOing the EU stations I heard...oh well

I worked the following chapter members using the QRP rig: Billy WB1LLY, Tom KA2D, Mike N1CC who was coming in remote from China using a ME based superstation

All in all a nice day and we will continue to have these outings monthly.



W2OSR



W2OSR antenna base




W2OSR antenna



KC2KC



Kevin KC2KC antenna




Spider antenna

HB-1B QRP rig



## NAQCC FLORIDA CHAPTER



Items in this section are from the Florida Chapter unless otherwise credited. Questions and comments should go to Nikki, KM4SBQ.

The Florida Chapter website is <http://wb4omm.com/naqcc-fl-chapter>.

On Friday, January 15, 2021 the Florida Chapter of NAQCC held our latest "Parkpedition" at Hontoon Island State Park on the St. John's River in DeLand, Florida. This is one of our favorite parks and we are glad to kick off the new year here.



This park is accessible only through a private boat or park ferry. When we arrived around 9:30AM, it was brisk temp of 56 degrees and a cool breeze which stayed with us the whole time. It was around 64 degrees when we left, though it didn't feel like it. Luckily there were no gators today but we did have a squirrel visitor begging for some Crunch n Munch.

This trip we had a total of 5 members/operators in our group to include: Steve WB4OMM #5274; Steve K8SR #10527; John KM4JTE #7966; Rick AA4W #1628, and Doug W4DBL. Wow, radio propagation was not working in our favor today, lots of QSB. Few signals heard on any band, no one got skunked but a couple of them were pretty close. WE STILL HAD A GREAT TIME!!! We could not have asked for a more beautiful day for some outdoor ham radio fun. We'll be back for more! Sorry if we couldn't work you!



**STEVE WB4OMM #5913, STEVE K8SR #10527 AND RICK AA4W #1628 AT THE WB4OMM STATION**

Steve's Elecraft KX-3 and a ground mounted Hamstick vertical with a Vibroplex Code Warrior Jr and GenLog.

Steve was able to work Curt K2CWM #3457 NJ on 30M. He was "almost" skunked.



**JOHN KM4JTE #7966**

Using his KX-2 with a 35-foot end fed antenna with a 9:1 UNUN. He worked one non-member, K3Y/5 (SKCC anniversary month) on 40M and 20M.





### Doug W4DBL

Yaesu FT-817ND to a Buddipole set up as a Dipole on a painters pole mast. Doug used Battery and Solar power. He was not able to get a contact but still had fun out there.



### Rick AA4W #1628 AND JOHN KM4JTE #7966 AT THE AA4W STATION

Elecraft K1 to a Buddistick on 20M. Rick was able to get 3 contacts: 1 member, Walt KB1M #805 and 2 non members, XE2I and Pete WK8S. He made the most Qs for the day.



### GROUP PHOTO TIME!

WB4OMM, KM4JTE, AA4W, K8SR and W4DBL

## NAQCC ILLOWA CHAPTER



Items in this section are from the Illowa Chapter unless otherwise credited. Questions and comments should go to Tim, N9BIL.

The Illowa Chapter operates in the "Quad Cities" area of Davenport, IA / Moline, IL.

The Illowa Chapter website is at <https://sites.google.com/site/naqccillowa2/>.

No Report

## NAQCC WEST FLORIDA CHAPTER



Items in this section are from the West Florida Chapter unless otherwise credited. Questions and comments should go to Ron, N9EE.

The chapter's web site is

<https://www.facebook.com/groups/967110089994401/>.

No Report

## NAQCC WESTERN PENNSYLVANIA CHAPTER



Items in this section are from the Western Pennsylvania Chapter unless otherwise credited. Questions and comments should go to John, K3WWP.

The WPA Chapter has suspended all its activities until further notice because of the virus situation.

## NAQCC DOWNEAST MAINE CHAPTER



Items in this section are from the Downeast Maine Chapter unless otherwise credited. Questions and comments should be directed to Jeff, KA1DBE.

The chapter is located in the Hancock and Washington counties area of Maine.

No Report



# NAQCC CLUB INFORMATION

## STATEMENT OF PURPOSE

Amateur radio has something for everyone. For a growing number of folks, the challenge of "doing the most with the least" makes QRP (and QRPp) CW operating the greatest thrill available in amateur radio. The North American QRP CW Club Inc. exists to promote and pursue designing, information sharing, building, and operation of low power, Morse Code enabled Amateur Radio (FCC Part 97) equipment with simple wire antennas for both emergency and personal communications purposes, an exciting facet of the hobby.

The NAQCC provides numerous opportunities for hams to operate in QRP/CW activities. For contest types we have a popular monthly 2-hour sprint that runs at relatively low CW speeds and at a fairly relaxed pace to increase code skills and experiment with different antennas. Three special sprints also take place during the year for 160-meter and QRPp (less than 1W of power) operators. For a month-long activity we offer our members a Monthly Challenge that can be anything from forming a list of words from the calls of stations worked, to making a prescribed number of contacts using home-brew gear. There is also an extensive awards program to recognize the significant QRP/CW accomplishments of our members.

We also serve as a resource for people who are just getting started in QRP and/or CW, sharing information on low power Morse operations. Our slow-speed CW nets are a great place for beginners to practice Morse code under real on-air conditions. Beginners will also find a wealth of helpful information on these web pages and we are more than willing to answer any questions about QRP, CW, and simple wire antennas that you might have. An extensive monthly newsletter is filled with useful projects and news from fellow QRPers.

A number of local NAQCC Chapters offer opportunities to get together for in person socializing and QRP/CW activities. Portable operations are especially popular with the local chapters.

Whether you are a veteran ham radio operator who is looking for a new challenge in the hobby, or a beginner who is intrigued by the possibilities of QRP/CW communication, we cordially invite you to join us. Membership is free and the benefits and fun are significant.

## REPRINT POLICY

Unless otherwise stated in the article, local clubs and other ham radio organizations are free to reprint featured articles from this newsletter, provided appropriate credit is given to the North American QRP CW Club and the author of the article. If at all possible a link to the club website at <http://www.naqcc.info/> should be included.

272R1.01



## NAQCC CONTACTS

NAQCC President	Steve WB4OMM	sszabo1@cfl.rr.com
NAQCC Vice President	John KK4ITX	jleahy00@yahoo.com
NAQCC Secretary	Gary K4EEU	gary.k4eeu@gmail.com
NAQCC Treasurer	Jerry K4KBL	digilink@gmail.com
Newsletter Editor	Brent WT4U	wt4u@knoxtour.com
Downeast Maine Chapter	Jeff KA1DBE	j.hanscom@gmail.com
Florida Chapter	Nikki KM4SBQ	nickies1130@aol.com
Western Pennsylvania Chapter	John K3WWP	naqcc33@windstream.net
Illowa Chapter	Tim N9BIL	n9bil@arrl.net
West Florida Chapter	Ron N9EE	n9ee55@gmail.com
Long Island Chapter	Howard WB2UZE	wb2uze@yahoo.com
Member Submissions Member Spotlight	Paul KD2MX	kd2mx@arrl.net
NAQCC CW Nets	Mark W8EWH	mark.yergin@gmail.com

NOTE: These email address are not automatic links.  
They are given here in graphic form to avoid harvesting by spambots.

The North American QRP CW Club Inc., is organized exclusively for scientific purposes within the meaning of Section 501(c)(3) of the Internal Revenue Code of 1986, and the Georgia Nonprofit Corporation Code to advance, promote, and pursue designing, information sharing, building, and operation of low power, Morse Code enabled Amateur Radio (FCC Part 97) equipment with simple wire antennas for both emergency and personal communications purposes. No dues or membership fees - open to any licensed radio amateur or shortwave listener (SWL) worldwide with interest in CW/QRP operation. Encouraging the use of CW and helping all hams increase CW speed and proficiency is a top club priority. Club activities are dedicated to QRP/QRPp operation, using CW and emphasize using simple wire antennas.

The North American QRP CW Club was founded in 2004 by WY3H and K3WWP and now has over 9500 members world wide. Membership is free and anyone interested in CW/QRP operating is welcome. Complete information about the NAQCC, including a membership application, activities schedule, and useful resources, can be found on our website at <http://www.naqcc.info>.

Inquires can be sent to:

Club President Steve Szabo, WB4OMM  
536 Central Park Blvd  
Port Orange, FL 32127 USA

