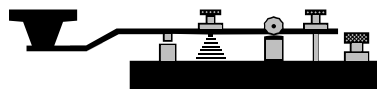
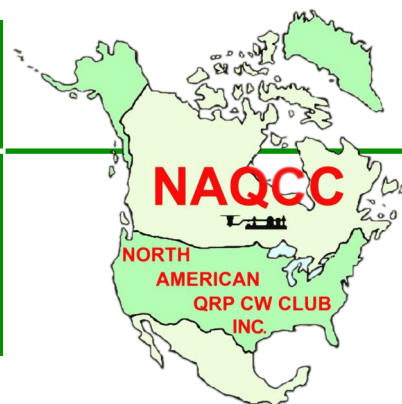


NAQCC NEWS

ISSUE 269 • NOVEMBER 2020



KEY CLICKS

• CHAPTER REPORTS

Most of our chapters have been laying low, but Florida and Long Island ventured out for for some safe outdoor operating. We catch up with a double report on the Long Island beach outing reports with an old coin, a fine old car, and a look at some portable antenna options.

• N3A ACTION!

Band conditions were rough for this year's anniversary Sprint, but everyone had fun. This issue is packed with reports from the trenches! Ed KJ4R put N3A/1 on the air from a nature preserve, Rick N6IET worked from his balcony, and Brian KF6C had a visit from Murphy.

• MEMBER SUBMISSIONS

Dejan SA3BOW #6935 borrows an idea from Finnish long-range patrols and makes a handy winder to take wire antennas to the field. Paul, N8XMS, #675 has upgraded his vertical antenna system and shows us a neat installation. And your NAQCC volunteers were thrilled to get a nice thank you from Mark NA40.

• NAQCC OFFICIALLY A TAX-DEDUCTABLE CHARITY

The Prez Sez... he has the news in his latest report.

• YOUR STORIES NEEDED

Send your article, project, or ham radio biography to Paul KD2MX kd2mx@arrl.net

IN THIS ISSUE

| | |
|---------------------------------|----|
| Key Clicks | 1 |
| The Prez Sez ... | 2 |
| 16th Anniversary Report | 3 |
| Soapbox | 5 |
| N3A/2 Sprint Fiasco | 6 |
| N3A/6 from an Apartment Balcony | 8 |
| N3A/1 Portable from CT | 10 |
| Member Spotlight | 13 |
| Member Polls | 15 |
| Sprints | 16 |
| Ham Quips | 18 |
| Challenge | 19 |
| Awards | 21 |
| CW Nets | 22 |
| Chapter News | 27 |
| Member Submissions | 35 |
| About The NAQCC | 37 |
| Contacts | 38 |

THE PREZ SEZ...

GREETINGS NAQCC MEMBERS!

Our Anniversary Month was a great success

Thanks to all of our N3A/# volunteers - and Special Thanks to Paul N8XMS for all of his hard work in administering the Celebration event. Also, Special thanks to our vendors that generously donated items for prizes.

Here are the links for information about the Anniversary Celebration: http://naqcc.info/main_n3a.html - and the link for the Anniversary Sprint Page: <http://naqcc.info/sprint/sprint202010.html>

IT'S OFFICIAL!! We received IRS approval of our tax-exempt status on September 29th!!! We are now an IRS approved charitable organization - all donations are tax-deductible! As soon as we are listed in the federal register, I will arrange for Amazon Smile to allow us donations through purchases.

Our Newsletter Editor Brent WT4U is always looking for submissions for the Newsletter - anything related to NAQCC, QRP CW. Send Spotlight Editor Paul K2DMX an e-mail if you have something to submit or need more information: kd2mx@arrl.net

To all of our members, a sincere wish for a safe and wonderful Thanksgiving Holiday.

Stay safe, KEEP YER DISTANCE, WASH YER HANDS, and get radio-active!

72/73!
Steve Szabo WB4OMM #5913
NAQCC President



A little bit of QRP on a wire goes a long way!



16TH ANNIVERSARY REPORT

PAUL N8XMS #675

Our NAQCC 16th Anniversary celebration is now in the books. More than 50 members volunteered to put our special event callsign, N3A/#, on the air from 0000 Z, October 11, through 2400 Z, October 17. A few of those volunteers were unable to operate for one reason or another and 42 actually ended up pounding some brass. The list of those operators, along with soapbox comments from many of them, can be seen at the end of this article.

Overall we did much better with our special event operation than in 2019, but we were still not up to

the good ole sunspot days of the past. Our team made a total of 825 HF QSOs, working 45 US states, 6 Canadian provinces, and 15 DX entities (non W, VE). States and provinces missed were HI, ID, LA, VT, WY, NL, NS, NT, NU, PE, SK, and YT. The DX worked was HA, DL, F, ON, SM, CO, LZ, I, CT, S5, GI, OH, OK, VK, and UA. Of course all of this was with QRP/CW, and on bands that were generally poor in most locations, most of the time. (QSL information is available at http://www.naqcc.info/main_n3a.html.)

| N3A/# STATISTICS FOR THE PAST 5 YEARS | | | | | | |
|---------------------------------------|------|------|------|------|------|------|
| YEAR | 2015 | 2016 | 2017 | 2018 | 2019 | 2020 |
| Total QSOs: | 1222 | 1396 | 1718 | 957 | 515 | 825 |
| # of Operators | 39 | 46 | 37 | 35 | 27 | 42 |
| Avg QSOs/Op | 31.3 | 30.3 | 46.4 | 27.3 | 19.1 | 19.6 |
| US States | 48 | 50 | 49 | 46 | 43 | 45 |
| VE Provinces | 6 | 8 | 4 | 7 | 2 | 6 |
| DX (non W, VE): | 16 | 24 | 15 | 21 | 4 | 15 |

| N3A/# QSOs PER BAND | | | | | | | | | | |
|---------------------|-----|-----|----|-----|----|-----|----|----|----|----|
| Band | 160 | 80 | 60 | 40 | 30 | 20 | 17 | 15 | 12 | 10 |
| # of QSOs | 10 | 209 | 0 | 408 | 32 | 161 | 4 | 1 | 0 | 0 |

A good indication of how challenging propagation conditions have been is the fact that only 97 logs were submitted for our special anniversary sprint on October 14. This is the first time since February that we have dipped below the 100-log mark and it also bucks the pattern that goes back many years of record sprint participation each October. So that was the bad news. But the good news was that this meant that everyone had better than a 10%

chance of winning one of the great prizes given away in the drawing held on October 23rd. Of the 97 sprint participants, 38 had earned enough participation points throughout the year to be eligible for one of the three top-tier prizes. (Eligibility requirements can be seen at http://www.naqcc.info/prize_drawing_16th_anniv.html and prize pictures and webpage links are also available on that page.)



| SPRINT PRIZE DRAWING RESULTS | | |
|------------------------------|---|--------|
| Num | Prize | Winner |
| 1 | LNR MOUNTAIN TOPPER TRANSCEIVER Donated by LNR Precision Inc. | W2JEK |
| 2 | MFJ 40M CUB TRANSCEIVER KIT Donated by MFJ Enterprises Inc. | N2ESE |
| 3 | VIBROPLEX CODE WARRIOR JR. PADDLE | N8LA |
| 4 | AMERICAN MORSE KK1B STRAIGHT KEY | K0ZK |
| 5 | ARRL \$50 GIFT CERTIFICATE Donated by the ARRL | AD4N |
| 6 | DX ENGINEERING \$50 GIFT CERTIFICATE Donated by DX Engineering | K4BAI |
| 7 | JETSTREAM JT SEAL WEATHERPROOFING KIT & \$25 ARRL GIFT CERTIFICATE NA4O Donated by R&L Electronics & the ARRL | NA4O |
| 8 | JETSTREAM JT SEAL WEATHERPROOFING KIT & \$25 ARRL GIFT CERTIFICATE Donated by R&L Electronics & the ARRL | K3WWP |
| 9 | 41dB ATTENUATOR KIT & WALL WART TAMER KIT Donated by Pacific Antenna | WD4CFN |
| 10 | 4SQRP 40 TRANSCEIVER KIT Donated by The Four Square QRP Group | AA0W |

There is one more anniversary celebration activity yet to come. Sometime after November 10th, when the submissions for last month's challenge are finalized, we will have an anniversary challenge prize drawing for those participants. The results of that drawing will be published on that same webpage listed in the previous section.

Here is the list of N3A operators who made the QSOs during our celebration. We thank each one of them for the time and effort that they put into our special event. (Calls in red were the special event operators who were active on during the sprint.)

N3A/1 - K1RID, KJ4R, **K1IX**, K1JSM
 N3A/2 - N2JJF, W2JAZ, WB2SMK, **KF6C**
 N3A/3 - K3WWP, KC2EGL, WB3FAE, **K3EW**,
 KC3MIO
 N3A/4 - K4KBL, W4LSV, **WB4OMM**, AC6ZM,
 KJ4R, AD4N, KC5F, K4BAI
 N3A/5 - **NF5U**, K5WX, AF5Q
 N3A/6 - KA6TVX, W6JIM, **N6IET**
 N3A/7 - **N7CQR**, KE6K
 N3A/8 - **N8XMS**, WB8LZG, AB8RL, K8NGW
 N3A/9 - KC9IL, **K9DRP**, WD4MSM, WO9B
 N3A/0 - W0EJ, AC0BQ, N0ZIB, **W0ITT**
 N3A/KL7 - **KL7CW**

NAQCC Wants You!

Let me finish this report with a brief personal note. I think that I have been in charge of organizing these shindigs since our 9th anniversary in 2013, and it is now time for me to hang up my spreadsheets and pdf files.



Over the years I have worked with many fine volunteers and I sincerely thank each and every one of them. So now President Steve, WB4OMM, will be looking for someone new to take on the job. Could that be you? (I will still be around to offer advice and assistance if needed.)

Our great club is completely built on volunteerism. Is there something that you can do to help?

73, Paul N8XMS #675

N3A/# OP SPRINT SOAPBOX

K3WWP (N3A/3) - Conditions too horrible to do more than one 3 hour operating session portable in the Kittanning Community Park

N6IET (N3A/6) - Most of my logged contacts apart from the Sprint were with non-member QRO stations. Some QRP stations were in the noise and very hard to copy. Sorry if I never got your call. There was practically no NA QRP activity heard or worked apart from the NA Sprint. QRP operation in a large city with high background noise level on the West Coast is extremely frustrating! My great rooftop antenna might have improved my signal, but it did not improve my reception of QRP signals!

KC2EGL (N3A/3) - Conditions were terrible. Bad enough to cut our session short

KC5F (N3A/4) - Less than I'd hoped, like most folks this year. I shouldn't have scheduled half of one shift during CWOps Test - no way to hold a frequency once it started! But it was still a fun experience. Thanks to all who worked me, including the half who weren't NAQCC members.

WO9B (N3A/9) - It was fun making the contacts. Not a banquet of riches for QSO's, but fun none the less.

W2JAZ (N3A/2) - Compared to the last anniversary special event that I operated for NAQCC this was disappointing as conditions in NJ were very bad. I was unable to operate the sprint so that kept my overall QSO count very low this time around. This was the first time I used AC2C's NAQCC SprintLogger and found it to be excellent.

KJ4R (N3A/1) - Travel with work had me in CT for the start of the N3A celebration. I packed my trusty PFR 3B with a 34' end fed wire in my luggage hoping to be able to find a good spot to make some QSO's. On Sunday morning I set up

on a hillside at park near Bristol, CT. I thought it was a good location, but an hour of CQing only produced one QSO. The band was filled with SKCC stations working the weekend sprint so I think I might have been covered up some by that. It was a beautiful fall morning in CT and even though I only made one N3A/1 QSO it was great being outside! I would have tried longer, but I had a poor 4G signal and could not update the spot page so I called it quits after an hour. Still way more fun that staring at the walls of a hotel room!

N8XMS (N3A/8) - Challenging conditions but a lot of fun!

N2JJF (N3A/2) - Condx not very good this year but did manage to make 19 contacts plus another 5 in the Sprint. QSB was the biggest problem but I did enjoy my time on the air and look forward to next year. Thank you Paul for all your hard work in putting everything together.

WB3FAE (N3A/3) - Band conditions for the three days were only fair. I operated 1 hour each day in the mid-morning on the 13th, 14th, and 15th. I called CQ for 1 hour on Wednesday with only 1 weak station (K6---) responding...no QSO made. (the band was a bit noisy) All DX contacts were made in response to my CQ's on 14.060 Mhz. Best DX signal report received was 559.

K4KBL (N3A/4) - Terrible conditions, very few contacts, disappointing this year.

KJ4R (N3A/4) - Travel with work limited my time to operate as N3A/4, but I was able to get on the air a few nights starting mid week. 80M seemed to have the best conditions during the time slots that I could operate. Did not make a lot of QSO's, but checking the reverse beacon network revealed my signal was widely heard at good signal levels. Made one N3A to N3A QSO when Phil, N3A/3 (K3EW) stopped by on 80M. Overall fun time!! Thanks to those I worked and to Paul and the club members who put in the work to make this possible.

My N3A/2 SPRINT OPERATION FIASCO


I started out on 40M I only worked N4SO, an attempt was made with another but QSB intervened. After that, no matter how many times I called QRL? before calling CQ on a given frequency there was always another station calling CQ in the frequency when my CQ was completed.

I gave up on 40M and moved to 80M.

My antenna for 80M and 160M is a home brew switchable dipole that with no DC applied has no effect on the Steppir DB18, or the 2-meter antenna just below it, even though the LF antennas center is mounted only inches below the 2 meter antenna. It is turned on to 80M by applying 12 volts DC at 400 mA via a separate cable. There are two identical coax lines going towards the balun that feeds the LF antenna, the second is there for a future addition of another one of these antennas at 90 deg

Recently I upgraded the station to a KPA1500 in place of the KAT500/KPA500 combo.

A few days ago, there was a thunder storm and I disconnected the LF antenna from the KPA1500.



So now for working QRP just turn off the amplifier and set the K3a to 5 watts out. Turn on the 80m antenna, current is fine all is good. Well! after the thunderstorm I had connected the spare coax line not the one connected to the LF antenna. With all the built-in protection running QRO I did not check the SWR for QRP. There were signals on the pan adapter, call QRL? no one there, call CQ. I called CQ for at least half an hour and got no replies! Ok let us check the SWR, 11 to 1, the antenna is broken. Turn on the KPA1500 and see if its tuner can match it. Yes, it



can, 1.0 to 1 great, but why are there no longer any signals on the pan adapter. Check the antenna connection, see the wrong cable is connected, and correct this. Back to operating, work 13 QSOs in 15 minutes. At this point some someone stated calling CQ on the frequency I had used for the last 15 minutes. I am sorry but at this point I had had enough I missed the last 45 minutes.

Being as I was operating the anniversary call, I was probably wrong to miss those minutes but my frustration level was just too high.

Note: The whole antenna group is mounted on a 14-foot tower mounted on the widows walk of the house. The height of the antennas is 50 feet above ground. The house sits on the top of a hill giving the antennas an effective height much more than the 50ft above the house floor.

73, Brian KF6C #8034



NF5U (N3A/5) - What a week! Despite poor band conditions the sprint was a lot of fun. The anniversary week of daily operating yielded about 50/50; members vs. non members. 2020 has been a challenging year. I look forward to upcoming NAQCC events. A special "THANK YOU" goes out to Paul N8XMS for organizing this event and for the great job he did this year as well as in the past. It was a privilege to represent the club for this event. 73's to all, Jerry N3A/5/NF5U.

WB8LZG (N3A/8) - Had fun despite the poor band conditions all week. Was hoping to snag more of the Spec Evnt stations but could not even hear many of them at all. Not to mention we had several other contest type operations es a RTTY thing too. Whew ! Hope we get some better condx fer next year. 73, Gregg WB8LZG

W0ITT (N3A/0) - Thanks to everyone for all the QSO's. Conditions weren't great but there was a lot of activity. 72 de Gary W0ITT DBA N3A/0

K1IX (N3A/1) - Conditions were poor for the sprint but 80m had a lot of activity so it was my money band for the sprint. Most satisfactory QSO was trying to work Bert, F6HKA for three days in a row on 20m in the pile ups. Finally found him on third day before the crowd found his crushing 400w signal. In a half hour he went from 599 to 339. There just seems to be a lack of cw ops on the bands except for contests. Thanks for the Q's cuagn. 73, Frank

WB2SMK (N3A/2) - Had a lot of fun when the band cooperated. On Saturday, I combined my NAQCC fun with my Parks on the Air fun, by operating from Schodack Island State Park in the morning with my HB-1B at 3W to a 40M dipole. The rest of my QSO's were made from the home QTH with my TS590SG dialed all the way down to 5W.

AB8RL (N3A/8) - Enjoyed operating N3A/8, always glad to support NAQCC events.

N3A/6 FROM AN APARTMENT BALCONY

Below was taken on my balcony, which faces mostly east toward the UCLA campus and Mt. Wilson.



Those are Bioenno folding solar panels draped over another defunct solar panel above the rig.

I'm using the tiny Christmas Key between the KX2 and the HF Packer Amp, which is bypassed for the event (all mounted on the red cutting board). The KX2 is connected to my temporary rooftop antenna via 100 feet of LMR-240 coax, the first 40 feet of which pass through two walls and along the baseboard of my dining area and kitchen into my bedroom into which the feedline from the rooftop antenna comes through the window into my main station.

THE NOT-SO-SIMPLE SWA

The next picture is a photo of the rooftop "simple wire antenna" (maybe not so simple).

This fan/bent inverted-vee dipole is supported by 32 feet of telescoping aluminum mast stuck into an iron sewer vent pipe near the center of the roof. The 40-meter inverted vee has a 90° apex angle broadside to the camera anchored to opposite edges of the roof, while a 60-meter dipole following the centerline of the roof is anchored to an eye screw overhead and to a VHF/UHF antenna mast at the far rear of the roof with 80-meter bent extensions connected at each insulator and sloping down to opposite corners of the roof. The roof is 60 feet above street level. If I'm gonna work QRP, I need to have a great "simple wire antenna"!

I can erect or take down this antenna in 20 minutes flat. (The landlord doesn't officially know about it.) My apartment and balcony are under the far left corner of the roof. That's the elevator room in the foreground to which one elbow of the 60/80 linked dipole is attached to an eye-screw under the eaves. And that's the UCLA campus in the background a few blocks east of here. Mt. Wilson is obscured by smoke.

I've made a few contacts on 40 and 80 meters with what I'm calling my Super Duper Temporary Rooftop Fan/Bent/Inverted-Vee Dipole. It's difficult to find a critical mass of other QRP operators on the west coast on the low bands. Most of my QSOs so far have been with non-member, non-QRP stations who happened to hear me calling CQ CQ CQ NA.

STRONG QRP FROM THE ROOF

It was a pleasure to work fellow N3A/6 operator Jim W6JIM on 3560 kHz, last evening. This morning I've worked two QRO stations, one on 3560 kHz 60 miles from me and one on 7043 kHz in Arizona. Both were amazed at my strong

signal for being QRP. I credit my fantastic (if temporary) rooftop dipole.

I too average only about one QSO per hour. A good QRP QSO makes my day, but that's not really how I enjoy spending my retirement. I'm a rag chewer and not a chaser or contester. Sprints and contests do hone ones operating skills, especially w.r.t. using your receiver filters, learning about HF propagation, and making sure your sending is very readable (proper spacing with not too many esoteric abbreviations). I'm a fan of putting DE in front of my call unless it's a high-speed contest and I'm nearly zero beating the runner's frequency.

My background noise level is very high here, which makes it difficult for me to copy most QRP stations, even if they can hear me. A great simple wire antenna might enhance my signal strength, but it does nothing to help me receive weak signals, because it also increases noise signal strength.

I'll be working only 40 and 80 meters during the Sprint, this evening. I can load the rooftop antenna on 20 meters by hanging 7 feet of wire off each end of the 60-meter dipole to make it a 3/2-



wave 20-meter dipole, but I don't expect 20 meters to still be open at 0030z. It's usually dead by then.

73, Rick N6IET / N3A/6 #7686

NA3NA (N3A/3) - Made no contacts, lots of QRN, QRM (digital stations all over the place). QSY'ed several times but with no success. Had lots of fun trying. Will do again with better conditions I hope.

AC0BQ (N3A/0) - The Special Event was fun. 40 meters was the most productive. Bands weren't in the best of condition. Most of the contacts were with Members searching out the N#A stations. Got me on the air for some good old fashioned CW operating time!! Cu all next year. 72 Johnny AC0BQ

KE6K (N3A/7) - Got lucky my first night out and got 3 QSO's in 15 minutes. Should have stayed on then but family obligations got in the

way. Never got another call all week. Noisy with thunder. Did really enjoy that first night though.

NOZIB (N3A/0) - Conditions could have been better on 40, but that was the only band that produced for me. I tried 60 and 20, but no luck. Lots of fun though. Best part was working N3A/4 (Barry) in Tennessee. Would love to do it again.

AD4N (N3A/4) - Pretty poor conditions during the week. However, 80M was hot at my QTH during the Sprint itself. I had a great time during the Sprint itself, with same setup on 80M except for a 80M NVIS dipole, working TN, WV, NC, SC, GA, MS, MO, TX, CO, IL, MI, IN, OH, and NY. So much fun! Already looking forward to next year!

N3A/1 PORTABLE FROM CT

I became involved in the NAQCC in 2016. Since that time, I have tried to participate as often as possible in club activities. It seems that every year around the NAQCC anniversary celebration time I wind up on the road with my work. I tried to volunteer in the past as one of the N3A stations, but that kept getting nixed because of work travel.

This year I signed up as usual, and as usual I got word from my manager at work that I would need to be in Connecticut for part of the anniversary week. Last year I had some success operating portable for a few of the sprints, so I figured why not give a N3A portable operation a try?

WHAT TO BRING

I contacted Paul, N8XMS and let him know my intention to try and operate from 1 land. Paul said it would be fine and so I began thinking about the “what to bring,” and the “where to operate.” For the “what” I settled on my tried and true Hendricks PFR 3B. I have a KX3 and it is a super rig, but I have found that it does not perform



very well for very long on the 8 AA internal batteries. Especially the tuner. It seems to give up trying to match after just a few minutes of operation. Of course, I could carry a larger battery, but that presents problems with my carry-on luggage. With all the essentials I have to carry, there simply is not room for a battery. By default, the PFR 3B won out.

For the antenna I decided to use 2 34-foot lengths of antenna wire. I use some wire I purchased at a local Lowes Home Improvement

store that is sold as boundary wire for underground pet fences. This wire comes in a 500-foot spool. It is solid copper, #20 AWG wire, with bright yellow insulation. I have found it makes excellent portable antennas and for around thirty dollars you get enough wire to experiment and tinker with all sorts of antenna configurations. It is also easy to cut and solder / splice and it is highly visible as well. If you are



looking for some good antenna wire I highly recommend it. To round out the equipment set up, I added 8 rechargeable AA batteries, a charger, an old Speed X straight key, complete with a nice WB8LZG wooden Navy knob, a set of ear buds and finally a weight to use to get the antenna into a tree.


TESTING THE RIG AND THE OP

Before I left home for the trip, I set up my antenna with the rig in the back yard. I tossed one length of the 34-foot end fed wire into a tree and stretched out the other end as a counterpoise. I was able to tune the antenna with the built-in tuner well enough to dim the LED SWR indicator on 20, 30, and 40 meters. I sent a few CQ's and although I did not get any response, the reverse beacon network showed I was getting a signal into the ether. There were several reports from W1 and W8 land. I was all set with the "what to take department."

I flew up to CT on the Tuesday before the N3A operation began. Because I live in SC and our Covid 19 rates are above 10%, I have to either quarantine or be tested upon arrival in CT. My work is related to Covid 19 testing and as such I get classified as "essential." but I still need to be tested. Let me just say that there are more fun things to do than get tested for Covid 19. Waiting for hours and then getting the depth of your nasal cavity checked with a wooden stick is not on my list of things I want to do again before I retire! This is my 4th test in 2 months, and I can attest to the fact that it does not get better with repetition. However, once it is over and the result is negative, I am free to work AND begin the all-important task of finding a good place to operate from.

QTH WITH A VIEW

I had a few days to scout for a location, but work takes a much higher priority, and it was near the end of the week before I actually had time to look for a good place to set up. I was staying in



the Southington / Bristol area of CT and my first thought was to see what kind of parks were in the area. After a brief search I found a nice park with multiple wooded trails that is primarily used by dog owners to walk their pets. I went for a scouting trip and found a spot that I thought was almost perfect. It was on the crest of a hill that was above all the nearby surroundings. There were some trees nearby that would serve to support my end fed wire. To top it off, there was a primitive bench made from a log that made a perfect seat and operating table. What more could I ask for? I was all set. Now it was just a matter of waiting until the N3A event started the next day. I was actually prepared with a head lamp to operate at night, but the park rules stated that it closed at dusk, so that ended the idea of any night time operation.

WHAT HAPPENED TO MY SWR?

I returned to the park around 8:30 AM on Sunday morning and made the short walk to the spot I picked out. I was able to quickly set up by attaching the weight to my wire and giving it a good toss into the tree. However, I immediately had issues. No amount of tweaking and adjusting could get the SWR to an acceptable level on any band. I had seen this before and for whatever reason, I found that if I shortened my wire, I could get the SWR down. I am puzzled as to what causes this, but maybe it has something to

do with ground conductivity?? The same wire works great at home at the same tree height but will not tune when it counts! I hacked off about 2 feet of wire and hoped for the best. Thankfully, it tuned up.

BLASTED BY THE BIG GUNS

I found 20M devoid of signals. 30M had some but they were so weak I could barely copy them. Thankfully 40 was good, but maybe too good. The weekend is contest time and I found it was tough to find a clear spot and hold on to it with a weak signal. After settling on 40M as the band of choice, I checked the sked page for conflicts and found 40M clear. I posted N3A/1 on the sked page and set out calling "CQ DE N3A/1" and so it went for most of the hour. I periodically had to change frequencies when I was blasted off by a QRO station. To be fair, every station that I lost a frequency to, did call QRL? They just simply did not hear me there.

I posted on the sked page to operate for 1 hour

because I did not know how long my batteries would hold out. During the hour of CQing I only had one station call me. George, VE2VAB, NAQCC member 9541, gave me my one and only N3A/1 QSO. Thanks, George, for not allowing me to be skunked! I did make one other quick QSO using my own call. I heard a very loud W4JF in my home state of SC and decided to see if he could hear me. Joe gave me a 339 report and we swapped SKCC numbers, so I finished out the hour with 2 QSOs.

Although I was somewhat disappointed with just one N3A QSO, I will say I had fun. To be outdoors on a beautiful fall morning was much better than being in a hotel room. Typically, my portable operations are just run of the mill things and nothing really exciting to write about. I just hope that maybe if you have been sitting on the fence about doing something similar, that this gives you a gentle nudge to get outdoors and give portable CW QRP a try. Combing radio and the outdoors is tough to beat.

**73, Ed KJ4R
#8048**



MEMBER SPOTLIGHT

Each month one of our members is randomly selected and asked to share their ham radio biography with all of us. Questions or comments should go to Paul, KD2MX.

DISCLAIMER: Any views expressed in this section are those of the submitting member and may or may not be those of the NAQCC or its officers.

JIM MAYERCAK WX8J #9501

Hello! I'm Jim Mayercak, WX8J. I am a retired music/band teacher of 30 years. My wife and I moved to Zanesville, Ohio in 1983 from PA where I was originally licensed as WN3BAK in 1975.

Although I enjoy Astrophotography, R/C planes and oil painting, ham radio has always been my favorite hobby. As a youth I was greatly influenced by Elmers who were involved in contesting and building. Operating the Novice Station in Field Day 1976 birthed a love for operating outdoors as well as the thrill of contesting. Encouragement to build (from scratch) the Tuna Tin 2 and Herring Aid 5 in 1976 resulted in the love of QRP as well as construction.

Over the last several years I have operated ARRL Field Day as 1E/solar-battery power and have been able to climb into the top 10 group. During the warm months I take my KX3 on the deck, patch into my Butternut vertical and enjoy some rag chewing on 40 and 30 meters. The NAQCC QRP sprints have been a enjoyable way for quick contesting, skill sharpening, testing propagation and to meet other members.

My shack is equipped with a few HF rigs as well as an amplifier and has provided many memorable QSOs. The most exciting was between myself on my built K2 and a fellow ham in Bulgaria who also was using a K2. We started our 20-meter QSO out at 5 watts and then throttled down to



one watt. We finished our solid CW QSO going at just 100 mW!

Being part of the team at contest station WZ8P has netted many ARRL Sweepstakes Phone wins in the Great Lakes division as well as a few 1st place wins overall.

However, the wins I am most proud of are the many first and second place wins our team at KD8NOM has won in the School Club Round-up. They are known as the Dresden Elementary Amateur Radio Station club or D.E.A.R.S. for short. The group is composed of 5th and 6th grade students plus several returning members from previous years. Two of our kids gave presentations at

past Hamventions in Carole Perry's (WB2MGP) Youth Forum. You can learn more about us on Facebook and Twitter but also in the October

2019 issue of QST magazine.

-73, Jim WX8J #9501



K4BAI (N3A/4) - Amazed at good DX stations answering my QRP CQs on 20M. Amazed at lack of answer to CQs by US stations. Last half hour session netted NO QSOs on 40M late Friday afternoon.

KC3MIO (N3A/3) - I was happy with the overall results, even though band conditions were unfavorable at times. On several occasions, I pounded away for 15-30 minutes with no luck. I was very pleased to make one DX contact in Slovenia although I heard stations from Argentina, Germany and the Netherlands but could not make a contact. Thanks to all for picking me up and thanks to Paul and the NAQCC for a great anniversary and a great club. After the week, I found myself involuntarily sending N3A/3 and had to relearn my call!

K8NGW (N3A/8) - Poor conditions with lots of QRN each night. I had a Reverse Beacon Network window open while working. It verified

my signal was covering the eastern half of the US. The most interesting QSO was with KN4RRZ who was using a 1920's Hartley two-tube transmitter.

W0EJ (N3A/0) - I waited until later in the week to operate. In retrospect, that seems to have been a poor choice. Tnx for all the contacts es 72 Bill W0EJ

K9DRP (N3A/9) - My first sprint using a (memory) keyer. Thought it better to send perfect code with the special number. I'll be back using the bug in the regular sprints.

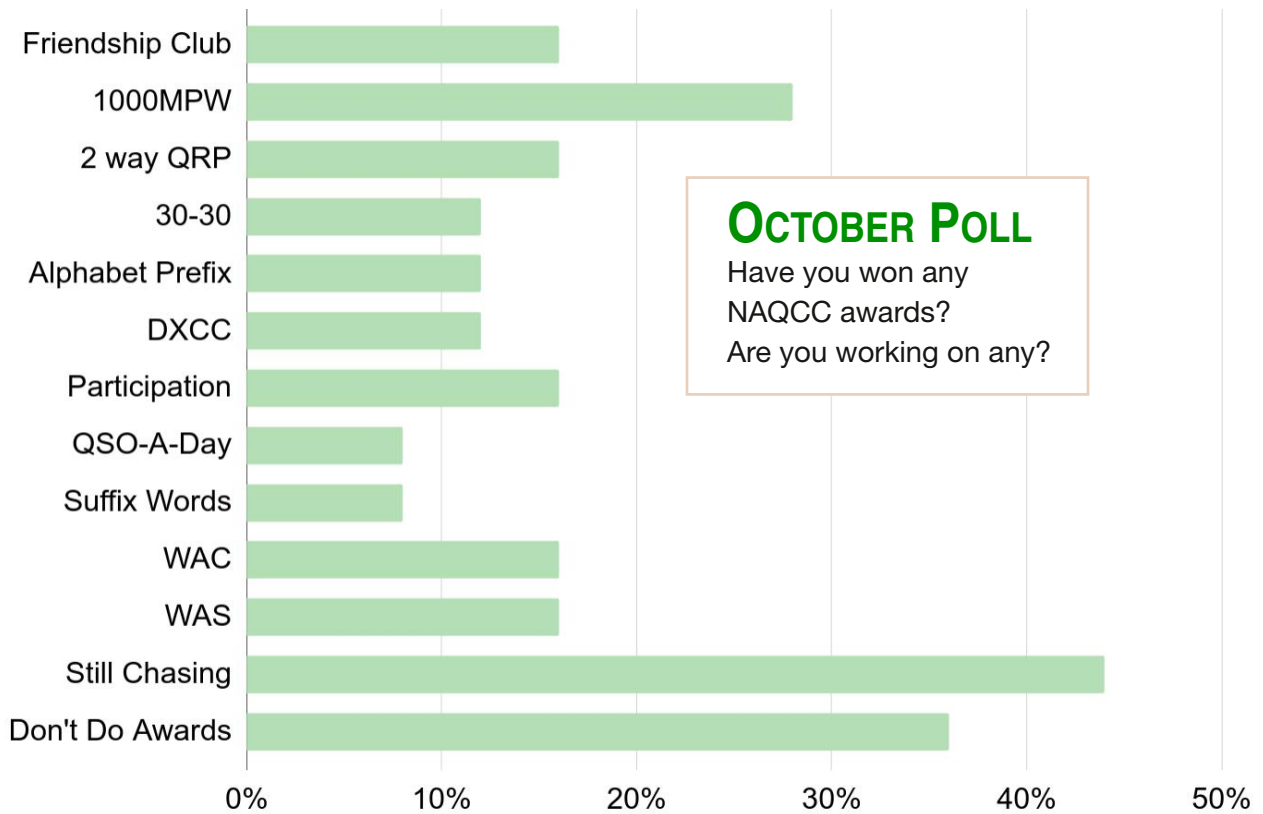
N7CQE (N3A/7) - Fun time especially Tuesday. I didn't see any other N3A/7 operations, but I got on as much as possible. The sprint on Tuesday was definitely the 'money band/time.' Having the 40M wire beam was a real game changer. It would be nice to get more west coast participation.



MEMBER POLLS

NOVEMBER POLL

How many N3A Contacts did you have? http://naqcc.info/poll_new.html

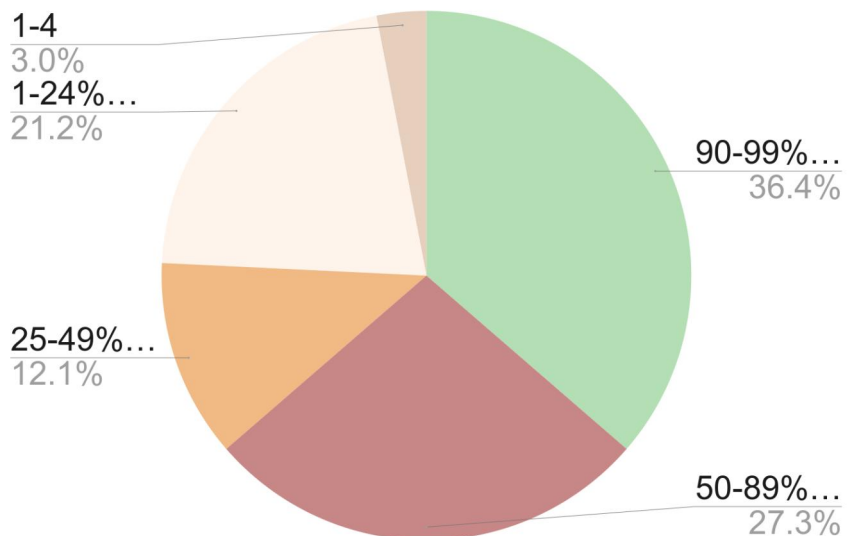


OCTOBER POLL
 Have you won any NAQCC awards?
 Are you working on any?

OLD POLL

Back in 2013 we asked NAQCC members:

"What percentage of your operating is done using QRP?"



NAQCC SPRINTS

NOVEMBER SPRINT

Our Sprint this month will be on Thursday, November 19, 2020, 0130-0330 Z. That's the evening of Wednesday, November 18 here in North America.

Complete information at <http://naqcc.info/sprint/sprint202009.html>.

RULES

Complete sprint rules and instructions on how to submit your log can be found at http://naqcc.info/sprint_rules.html. On that page you will also find information about the different computer loggers that are supported for our sprints. The membership data files for those supported loggers can be downloaded at <http://naqcc.info/contests.html>. **Please be sure to always get the latest membership data for your logger about a day before the Sprint.** A complete schedule for our upcoming sprints can be found at http://naqcc.info/sprint_sked.html.



Sprints earn you participation points so you're eligible for the best prizes in the 16th Anniversary drawing—including the brand new **MTR3b LCD Mountain Topper!** See http://www.naqcc.info/prize_drawing_16th_anniv.html.

LAST MONTH'S SPRINT RESULTS:

Complete sprint results, including all of the soapbox comments, can be found at <http://www.naqcc.info/sprint/sprint202010.html>. High scores can be seen in the tables on the next page.

We would especially like to welcome our first-time regular sprint loggers and hope that they will return to participate often: AG4CC, K1QKZ, N7CQR

| October Sprint | | | | |
|------------------|---------------|----------------|-----------------|-------------|
| | Current Month | Previous Month | All-Time Record | Record Date |
| Logs | 97 | 113 | 217 | 4/17 |
| Participants | 142 | 171 | 269 | 2/13 |
| Total QSOs | 1142 | 1808 | 3154 | 4/17 |
| Hour 1 QSOs | 563 | 961 | 1704 | 4/17 |
| Hour 2 QSOs | 579 | 847 | 1450 | 4/17 |
| 20m QSOs | 19 | 60 | 1232 | 8/13 |
| 40m QSOs | 443 | 1304 | 2203 | 4/17 |
| 80m QSOs | 680 | 444 | 1417 | 2/13 |
| Avg QSOs/Station | 11.8 | 16 | 19.3 | 9/11 |

| SWA STRAIGHT KEY CATEGORY | | | |
|---------------------------|--------|--------|--------|
| Division | 1st | 2nd | 3rd |
| W1 | KN1H | WB1GYZ | - |
| W2 | W2SH | W2JEK | KA2KGP |
| W3 | N3A/3 | KC3MIO | AK3X |
| W4 | N4PIR | KC5F | K4JPN |
| W5 | N5GW | KG5HCF | KE5YUM |
| W6 | WU6P | N3A/6 | W6IRA |
| W7 | N7KM | AC7FF | WY7N |
| W8 | AB8RL | NF8M | N3A/8 |
| W9 | WB9HFK | K9EYT | AA9L |
| W0 | NOTA | KD0V | N3A/0 |
| Canada | VE3KZ | VA3NU | VA3RSA |
| DX | - | - | - |

| SWA BUG CATEGORY | | | |
|------------------|--------|-------|-----|
| Division | 1st | 2nd | 3rd |
| W1 | - | - | - |
| W2 | WA2FBN | - | - |
| W3 | K3WWP | NN3E | - |
| W4 | KJ4R | K3RLL | - |
| W5 | N3A/5 | - | - |
| W6 | W6JIM | - | - |
| W7 | - | - | - |
| W8 | K8NGW | - | - |
| W9 | - | - | - |
| W0 | - | - | - |
| Canada | - | - | - |
| DX | - | - | - |

| SWA KEYER/KEYBOARD CATEGORY | | | |
|-----------------------------|--------|--------|-------|
| Division | 1st | 2nd | 3rd |
| W1 | K0ZK | N3A/1 | KB1M |
| W2 | K2OID | N2ESE | N2JJF |
| W3 | - | - | - |
| W4 | N3A/4 | AD4N | AC6ZM |
| W5 | WI5H | K5WX | - |
| W6 | NS3C | KG6UBG | - |
| W7 | KI7LW | AL7JK | - |
| W8 | WI8J | WA8SAN | - |
| W9 | N3A/9 | NN9K | AB9BZ |
| W0 | K9OSC | AC0BQ | W0DCX |
| Canada | VE3DQN | - | - |
| DX | - | - | - |

| GAIN CATEGORY | | | |
|---------------|-------|-----|-----|
| KEY | 1st | 2nd | 3rd |
| SK | - | - | - |
| BUG | - | - | - |
| K/K | K4BAI | - | - |

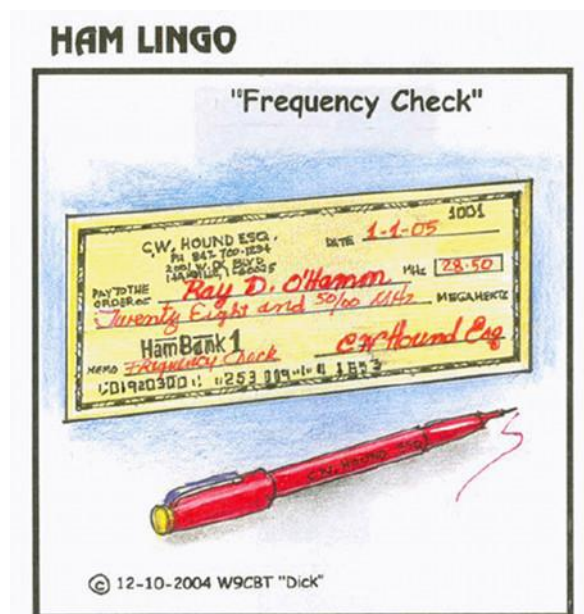
| FIRST-TIME ENTRANT HIGH SCORE | | | |
|-------------------------------|------------------|-------|-------|
| KEY | 1st | 2nd | 3rd |
| SK | - | - | - |
| BUG | - | - | - |
| K/K | N7CQR (N3A/7) | AG4CC | K1QKZ |
| SPRINT PRIZE DRAWING WINNER | | | |
| KF6C | | | |

SPRINT HONOR ROLL

We honor the following members for their outstanding participation over the years in our regular sprints. Exact counts can be seen at http://naqcc.info/sprint_dates.html.

| N3A/# ANNIVERSARY OPERATORS | | | |
|-----------------------------|------------------|-------------------|------------------|
| KEY | 1st | 2nd | 3rd |
| SK | K3EW (N3A/3) | W0ITT (N3A/0) | N8XMS (N3A/8) |
| BUG | NF5U (N3A/5) | - | - |
| K/K | K9DRP (N3A/9) | WB4OMM (N3A/4) | N7CQR (N3A/7) |

| Number of Sprints | Members |
|-------------------|---|
| 50+ | NU7T(SK) K9EYT KF7WNS KD3CA KB0ETU N2CN K2YGM AA7CU NQ2W KC7DM NF5U N8QY WY3H WI5H WA1GWH WB4OMM K6CSL AA0W KB1M WK6L KC2EGL W5UAA WA2FBN VE3DQN K4ORD AB8FJ NN0SS K2HT WB1GYZ VE5BCS(SK) VE3GNU WB9HFK |
| 75+ | AA9L K4NVJ NO2D AK3X KB3AAG(SK) KA9FQG VE3FUJ NA4O WD0K N8BB N5GW KQ1P KN1H K6MGO K9OSC N4MJ N8APO N8LA |
| 100+ | KE5YUM KD2MX K1IEE KD0V WA2JSG N4FI W4DUK N2ESE WB8ENE WX4RM WG8Y W8SAN N0TA K4KRW |
| 125+ | N8XMS K4BAI KU4A NF8M K3RLL K4JPN |
| 150+ | W2JEK W2SH W9CC WB8LZG |
| 175+ | KA2KGP K3WWP |



Dick Sylvan, W9CBT, #2062, has been a QRP/CW operator for a long time. He is also a very accomplished ham radio cartoonist and his work has appeared previously in the K9YA Telegraph newsletter. His book "HI HI - A Collection of Ham Radio Cartoons" is available at www.lulu.com.

NEXT MONTH'S CHALLENGE

Trying to communicate with a submerged submarine poses a serious problem at normal radio frequencies. Seawater shields submerged boats from radio signals, cutting off vital communications. As transmission frequency decreases into the Very Low Frequency and Extremely Low Frequency spectrums, radio waves will penetrate seawater and support communication with a submerged boat.

LAST MONTH'S CHALLENGE

The deadline for submissions for our October Monsters Of The Sea Challenge is still a few days away. You can see what has been submitted so far at <http://www.naqcc.info/challenges/challenges202010.html> and final results will be posted on that page shortly after the 10th of the month.



CHALLENGE HONOR ROLL

We honor the following members for their outstanding participation over the years in our monthly challenges. Exact counts can be seen at http://naqcc.info/challenges_sdchedule.html.

| Number of Challenges | Members |
|----------------------|--|
| 25+ | W3IQ KU4A K9OSC KD0V WA2FBN WI5H WY3H N1JI VE3HUR G3JFS N1LU KJ4R KD2MX AK3X VE3DQN KA5PVB AH6AX WB4OMM KB1M |
| 50+ | PA0XAW VE3FUJ NU7T(SK) N9SE PA9CW NF1U |
| 75+ | |
| 100+ | K1IEE K1YAN |
| 125+ | N8XMS |
| 150+ | K3WWP W2JEK |

NAQCC AWARDS

You may already be a winner! NAQCC has an extensive list of awards. Check your log to see if you're close, or just need to submit. Complete details can be found at <http://naqcc.info/awards.html>.

FEATURED AWARD:

WAS

It's just the classic WAS award with some modifications for QRP/CW.

TIME FRAME FOR QUALIFYING QSOs:

January 1, 2004 0000Z through the present

BASIC AWARD PREMISE:

Contact all 50 or "Lower 48" USA states within the time frame using QRP, CW, and simple wire antennas.

CATEGORIES:

A - 50 USA states.

B - 50 USA states 2X QRP

C - "Lower 48" USA states QRPp

EQUIPMENT:

YOU:

Power: A,B - QRP; C - QRPp

Antenna: A,B,C - Simple Wire Antennas by NAQCC standards

HAM YOU WORK:

Power: A,C - Any; B - QRP

Antenna: A,B,C - Any

QSOs:

Any type of QSO is permissible - rag chew, DX, contest, net, etc.

RECENTLY ISSUED AWARDS:

1000 Miles per Watt:

| Nr | Call | Stn worked | MPW | Award Date | |
|------|------|------------|-------|------------|--------|
| 0566 | WY7N | F4WBN | 1,738 | 10/29/20 | Dipole |
| 0565 | WY7N | ZL1BYZ | 1,415 | 10/29/20 | Dipole |
| 0564 | WY7N | ZL1TM | 1,412 | 10/29/20 | Dipole |
| 0563 | WY7N | ZL1BYZ | 1,415 | 10/29/20 | Dipole |
| 0562 | WY7N | ZL2IFB | 1,429 | 10/29/20 | Dipole |
| 0561 | WY7N | ZL1BYZ | 1,422 | 10/29/20 | Dipole |
| 0560 | WY7N | ZL1BYZ | 2,355 | 10/29/20 | Dipole |



NAQCC QRS/QRQ NETS

We have a number of nets (QRS = slow speed, QRQ = higher speed) designed to help people build up their CW operating skills. Complete information about these nets can be found at http://naqcc.info/cw_nets.html. Questions should be directed to Net Manager Mark, W8EWH.

NAQCC Net Schedule

| Net | Local Time | UTC | Freq +/- | Primary NCS |
|--|--|----------------------|------------------------------------|---------------------|
| FarnsWord QRQ Round Table Nets (FRN) | Sunday | Monday | | |
| | 4PM PST | 0000 Z | 5332 kHz (ch1) Alt = 5348kHz) | 60m JB NR5NN (CA) |
| | 5PM PST | 0100 Z | 3553 kHz | 80m Rick N6IET (CA) |
| | Tuesday | Wednesday | | |
| | 5PM PST | 0100 Z | 7046 kHz | 40m Rick N7HRK (MT) |
| East Texas QRS Net (ETN) | Monday 7pm CST | Tuesday 0100 Z | 7066 kHz Summer 3566 kHz Winter | Allen KA5TJS (TX) |
| Midwest QRS Net (MWN) | Monday 7:30 CST | Tuesday 0130 Z | 7031 kHz | Bob W0CC (KS) |
| Rocky Mtn Regional/ Continental QRS | Tues/Thurs 10:00 AM MST | Tues/Thurs 1700 Z | 7062.5 kHz | Dale WC7S (WY) |
| Pacific Northwest 80m QRS Net (PNW80) | Thursday 4 PM PST | Friday 0000 Z | 3556.5 kHz | Stewart KE7LKW (WA) |
| West Coast QRS Net (WCN) | Suspended | | | |
| The 1 Land QRS Net (1LND) | 2nd & 4th Sundays of the month 7pm EST | Monday 0000 Z | 3560 or 3565 kHz | Ed K1RID (ME) |

Note: On the rare occasions that there is a conflict between one of our scheduled nets and one of our regular sprints, the sprint will take precedence.

NET CONTROL STATION REPORTS

NAQCC FarnsWord QRQ Round Table Nets (FRN)

NAQCC FarnsWord QRQ Round Table Nets (FRN)

Sunday evenings **4:00 PM PST** which is Monday 0000 UTC, on 5332 kHz (Ch 1)

Sunday evenings **5:00 PM PST**, which is Monday **0100** UTC, on 3553 kHz +/-

Tuesday evenings **5:00 PM PST**, which is Wednesday **0100** UTC on 7046 kHz +/-

60m NCS - JB NR5NN (CA); 80m NCS - Rick N6IET (CA)

40m NCS - Rick N7HRK (MT)

The NAQCC FarnsWord QRQ CW round table nets ...

... promote head copying skills while encouraging participants to send good, properly-spaced code at 21–25 wpm. We typically go two rounds after check-ins, including signal reports and topical commentary about the weather, the pandemic, recent contests or other CW events, antenna experimentation and/or catastrophes, and HF QRP and portable CW operations.

Anybody who can copy and send at least 15 wpm is welcome to participate—you don't have to be a member of NAQCC.

Because of the multiple round-table nature of our net, we need to be able to copy each other, which occasionally requires us to reschedule net times or frequencies to take advantage of seasonal changes in NVIS propagation conditions and times. If conditions are not ideal, some of us might QRO (but never over 100 watts, please) to enable everybody to copy each other.

Polar Bear Rick (N7HRK/M) has been giving us great QRQ practice during FRN/40 (up to 25 or even 35 wpm). Send at whatever speed you're comfortable, and he'll match it. If conditions aren't favorable for a roundtable, he will "work" each person checking in one at a time for a few minutes and then go onto the next. You might find him on other evenings at other times, as well. He is always willing to send at whatever speed is both comfortable and challenging for you.

BELOW ARE THE LISTS OF STATIONS WHO CHECKED INTO EACH NET, EACH WEEK. DATES ARE UTC.

FRN/60 FarnsWord QRQ Round Table Net QNS - JB NR5NN NCS

Sunday 5pm PDT (Monday 0000 UTC) on 5332 kHz (Ch 1)

Oct 05 - No report

Oct 12 - QNS (9) NR5NN NCS, K6GVG, K6JJR, KW6G, N6IET, N6VN, W6MK, WJ7S, AI6SL

Oct 19 - QNS (10) NR5NN NCS, KE7LKW/P, K0DTJ, K6GVG, K6JJR, KW6G, N6IET, N6VN, W6MK, WJ7S

Oct 26 - QNS (10) NR5NN NCS, WJ7S, N6IET, K6JJR, KW6G, K6GVG, W6MK, K0DTJ, K6VN, AI6SL

FRN/80 FarnsWord QRQ Round Table Net QNS - JB NR5NN NCS
 Sunday 8pm PDT (Monday 0300 UTC) on 3553 kHz±

Oct 05 - QNS (4) N6IET NCS, KW6G, AI6SL NCS, K6GVG*

Oct 12 - QNS (7) N6IET NCS, K0DTJ, KW6G, K6GVG, AI6SL, W6MK, K6JJR

Oct 19 - No report

Oct 26 - QNS (8) N6IET NCS, K6GVG, AI6SL, KW6G, K6JJR, N6VN, WJ7S, NR5NN

*You see two NCSs because some people didn't get the last-minute frequency change, and Wolf called the net on 3556.5 kHz and Rick called it simultaneously on 3553 kHz.

FRN/40 FarnsWord QRQ Round Table Net QNS - Rick N7HRK/M NCS

Tuesday 8pm PDT (Wednesday 0300 UTC) on 7046 kHz±

Oct 07 - QNS (3) N7HRK/M NCS, W7XP, N6IET co-NCS**

Oct 14 - No report

Oct 21 - No report

Oct 28 - QNS (1) KW6G NCS

** Neither of the Ricks could hear each other nor anybody else. So both called the net, and PBRick ended up in QSO with W7XP, we counted him as QNI.

As you can see, there were problems with participation due to poor propagation some weeks. That's why we moved up both FRN/80 and FRN/40 two hours earlier. That fixed FRN/80, but FRN/40 still got very little participation.

And remember that the local nets times moved up another hour when Daylight Time ended, but the UTC times remained the same, as indicated at the top of this report.

NAQCC EAST TEXAS QRS NET (ETN)

Monday evenings 7:00 PM CST, which is Tuesday 0100 UTC, on 7066 kHz +/- (Summer) or 3566 kHz +/- (Winter)

Main NCS - Allen KA5TJS (Texas)

Oct 6 - QNI(4) NCS KA5TJS KE5YGA KE5YUM N4NN

KE5YUM 579 5 watts some QSB

KE5YGA 599 100 watts

N4NN 589 10 watts

Great band conditions on 40 meters tonight. Terry had a problem with his antenna and

dropped out on his second go around. High SWR all of a sudden!

Oct 13 - QNI(4) NCS KA5TJS KE5YGA KE5YUM WI5H

Signals were good at first. Terry was 579 using 5 watts. I lost Andy on the second round and Mike was 589 with 5 watts.

Oct 20 - No Net

Oct 27 - QNI(4) NCS KA5TJS KE5YGA KE5YUM N4NN

Well 40 meters was a total bust! Heard KE5YUM 229 and told him to QSY to 80 meters. Got him and YGA and NN. Signals were very good on 80 with 599/579 being the usual report.

NAQCC MIDWEST QRS NET (MWN)

Monday evenings 7:30 PM CST, which is Tuesday 0130 UTC, on 7031 kHz +/-

Main NCS - Bob W0CC (Kansas)

Sept 21 - No Report - Working

Sept 28 - No Report - Working

Oct 05 - No Report - Working

Oct 12 - No Report - Working

Oct 19 - Only heard two stations on the CW Band, both S-1. Next week the band will be better!

Oct 26 - QNI (3) W0CC, K7MOA, N8HWV Both did a GREAT job working between the other stations on the air. Nate (N8HWV) had a 519 signal! The Bands are improving!

NAQCC ROCKY MOUNTAIN REGIONAL/CONTINENTAL QRS NETS (RMRC)

Tuesday and Thursday mornings 10:00 AM MST, which is 1700 UTC on 7062.5 kHz +/-

Main NCS - Dale WC7S (Wyoming)

No Report

NAQCC PACIFIC NORTHWEST QRS 80 METER NET (PNW80)

Thursday evenings 4:00 PM PST, which is Friday 0000 UTC on 3556.5 kHz +/-

Main NCS - Stewart KE7LKW (Washington State)

Oct 02 - PNW QNI (8) NCS KE7LKW, WB4SPB, N7IMI, W7ANM, N0DA, N7TB, AD7BP, K7JUV

Oct 09 - PNW QNI (7) NCS KE7LKW, WB4SPB, W7ANM, N0DA, N7TB, WB7WHG, AD7BP

Oct 16 - PNW QNI (5) NCS WB4SPB, N0DA, N7TB, KE7LKW/P, AD7BP

Oct 23 - PNW QNI (6) NCS KE7LKW, WB4SPB, W7ANM/7, N0DA, WB7WHG, AD7BP

Oct 30 - PNW QNI (7) NCS KE7LKW, WB4SPB, WB7WHG, AD7BP, N7TB, K7JUV, N7IMI

NAQCC WEST COAST NET (WCN)

Net suspended until further notice. Please contact CW Nets Manager if interested in taking over this net. Note - The WCN West Coast Slow Speed Net (K7EX - Net Manager) is active daily but not associated with NAQCC.


NAQCC 1 LAND QRS NET (1LND)

Second and Fourth Sundays of the Month at **7:00 PM EST**, which is Monday 0000 UTC on 3560 or 3565 kHz +/-

Main NCS Ed K1RID (Maine)

Oct 11 - None

Oct 25 - QNI(2) NCS K1RID, WX1E



NAQCC CHAPTER NEWS

The North American QRP CW Club currently has six local chapters - Western Pennsylvania, West Florida, Illowa, Downeast Maine, Long Island, and Florida - but we would be more than happy to expand on that list. Chapters are more or less independent local gatherings organized by NAQCC members in a geographical area and subject to a list of guidelines from the NAQCC. They provide opportunities to have fun and to promote our parallel passions of QRP and CW. If you are interested in forming a local chapter please contact Club President Paul, N8XMS.

If your chapter is planning a portable operation activity and would like to have it promoted on the club email list or in the newsletter, send an email with the subject "NAQCC Portable Operation" and with the exact wording of the announcement to Vice President John, N8ZYA, at the email address listed on the last page about a week before the operation. Please be sure to include the UTC time for the event and not just the local time.

A report about your chapter activity should appear here. Please send them to KD2MX or N8XMS at the email addresses listed on the last page.

NAQCC chapters located in the United States are welcome to use the NAQCC Club call, N3AQC for their special operations. Please contact call sign trustee Paul, N8XMS, to schedule the use of N3AQC.

NAQCC LONG ISLAND CHAPTER



Items in this section are from the Long Island Chapter unless otherwise credited.

Questions and comments should go to Howard, WB2UZE.

SEPTEMBER BEACH TRIP

DE Howard WB2UZE

This will be my 12th write up about our Beach outings but this one was the most special to me and I will tell you why. The last outing we had was back in February and we finally had enough members willing to give it a shot after a long lockdown. This was just wonderful and uplifting. The weather was 75F and warm yet a bit hazy. In fact some of us were sweating in our jeans as it is usually 10 degrees cooler and windy at the beach, but Friday was a day



like Indian summer. We all will never know how much the lockdown has effected us until doing normal activities, that we sometimes had taken for granted. It was great to be in the fresh air, with friends and fellow members and with ideal band conditions. I felt rejuvenated and like I was on vacation, forgetting about everything.

So here's who came and how we set up:

Dave WA2YYL: ICOM 745 with a 40m endfed half wave and he worked well up to Canada and down south


Kevin KC2KC: TS480 into a random wire vertical held down by a his car tire. Kevin worked Hungary and Slovakia with good reports

Peter AA2VG: Set up his ICOM 7300 into the Buddipole he showed in the recent presentation and it worked great. Captree is POTA K2028, on the south shore of LI, and we had pile ups from USA and Europe. We a total of 58 QSOs with 11 also being members of the Long Island CW Club which was terrific.

Also attending the outing were: Walt W2TE, Tom WB2JSY, Tom KA2D the other CW op with me at the NAPOTA Whitehouse activation and Tony WV2C who was using his metal detector and found \$2.07 in coins including a 1935 Mercury Head dime. I remember as kid being so excited to find Liberty quarters, Buffalo nickels, Indian head pennies and those



W2TE



KC2KC



WA2YYL



Buddipole



WV2C, KA2D, W2TE

Mercury dimes at the local Nunley's Carousel. The original carousel is gone but they saved the horses and made a replica here on LI: https://www.cradleofaviation.org/plan_your_visit/nunleys_carousel.html.

So when Tony found the dime it brought me back years, which was also very therapeutic.

We will be going out again in Mid October. 🏠🚗



AA2VG POTA set up



Mercury Dime

OCTOBER BEACH TRIP

DE Howard WB2UZE

The weather was warm 70F and very comfortable down by the beach on the south shore of Long Island at Captree State Park, which is also POTA K2028. The sky was hazy to start with some fog in the distance, which can be seen in my usual over the Great South Bay Bridge photo, but it burned off slow as the day wore on. We could see the Fire Island Lighthouse clearly by 3pm. Nobody was up for brunch so we headed straight to the park and had a very nice turnout. Here is who showed up:



Kevin KC2KC: TS480 into a random wire vertical held down by a his car tire. Kevin worked as far as Oregon 2 times

Bob W2OSR: KX2 to a vertical jackite pole



K2GV



Kevin KC2KC

Walt W2TE: KX2 to a vertical and he worked a couple of USA stations on 30m


Mike N2PPI: FT891 into whip mounted antenna on his trunk

Peter AA2VG: IC 7300 into a Sotabeam 3 band linked dipole. This set up got out great and Peter made 68 POTA QSOs including some into Europe.

The following members came down without rigs and it was very nice to see them too: Tom KA2D, Jerry K2GV and Bob K2YGM and Howard WB2UZE with his 1956 Oldsmobile to give it some exercise. 🏠📡



KC2KC antenna



KC2KC antenna base



N2PPI



N2PPI



WB2UZE



W2OSR

W2OSR



KA2D & W2TE



AA2VG




K2YGM & Claudia



Lighthouse

NAQCC FLORIDA CHAPTER



Items in this section are from the Florida Chapter unless otherwise credited. Questions and comments should go to Nikki, KM4SBQ.

The Florida Chapter website is <http://wb4omm.com/naqcc-fl-chapter>.

On Friday, October 16th, 2020 the Florida Chapter of NAQCC returned to a local park for our monthly adventure. We held our latest "Operation in the Park" at Sunrise Park North, in Holly Hill, Florida.

This lovely park, set on the Halifax River, offers several "pavilions," a large fishing pier and grills. The view of the Daytona Beach peninsula skyline is terrific, and it's a great setting for hamming in the outdoors!

Steve WB4OMM arrived right around 9:00AM (EDT local), Nikki KM4SBQ followed shortly after. Doug W4DBL had arrived before us and had his equipment set up. Rick AA4W arrived shortly after we started setting up his station.

So, this trip, we had a total of 5 members in our group: Steve WB4OMM #5913, Rick AA4W #1628, Doug W4DBL, Ryan W5NRE and Nikki KM4SBQ #8749.

Nikki only took the pictures and helped set up and take down Steve's station.

The signals were actually pretty good today with the usual QSB. They did good!!

We arrived at the park with a temp of 75 degrees, it warmed up pretty quickly but there was a nice steady breeze – so it seemed a bit cooler than it really was. By the time we left around 12PM EDT it was around 80 degrees. In short...it was a great day to be with friends and play on the radio!



Steve WB4OMM #5913 - Elecraft KX-3 running 5W, AME paddle, and a ground mounted vertical Hamstick with 4 radials setup for 20M. Steve made 10 QSOs, 7 members in 6 states, 3 non members and DX in Canada on 20M including KB1M #8058 NH, K3SWZ #3793 PA, VE3KZ #899 ON, W4LRB MA, N2JPR NY, K2CWM #3457 NJ, N3A/3 #10003 PA, AB0BM #5372 IA, WA2FBN #3054 NY, N2FRB NY



Rick AA4W #1628 – Elecraft KX3 running 5W to a Buddipole Vertical. Rick made 5 QSOs, 4 members and 1 non member on 40m including K2CWM #3457 NJ, N5GW #5353 MS, KB1M #8058 NH, AB4QL #777 AL and W5ZR LA



Doug W4DBL – Yaesu FT817, Z817 auto tuner and random wire antenn. Doug was not able to make a contact but he still had fun!

Ryan W5NRE – Ryan was using an ICOM 705 and a Quarter wave vertical antenna. Ryan is one of our newest members. He came over and met with everyone while we were taking our stations down. Ryan was not able to make a contact but he still had a good time.



NAQCC WEST FLORIDA CHAPTER



Items in this section are from the West Florida Chapter unless otherwise credited. Questions and comments should go to Ron, N9EE.

The chapter's web site is
<https://www.facebook.com/groups/967110089994401/>.

No Report

NAQCC ILLOWA CHAPTER



Items in this section are from the Illowa Chapter unless otherwise credited. Questions and comments should go to Tim, N9BIL.

The Illowa Chapter operates in the "Quad Cities" area of Davenport, IA / Moline, IL.

The Illowa Chapter website is at <https://sites.google.com/site/naqccillowa2/>.

No Report

NAQCC WESTERN PENNSYLVANIA CHAPTER



Items in this section are from the Western Pennsylvania Chapter unless otherwise credited. Questions and comments should go to John, K3WWP.

The WPA Chapter has suspended all its activities until further notice because of the virus situation.

NAQCC DOWNEAST MAINE CHAPTER



Items in this section are from the Downeast Maine Chapter unless otherwise credited. Questions and comments should be directed to Jeff, KA1DBE.

The chapter is located in the Hancock and Washington counties area of Maine.

No Report

MEMBER SUBMISSIONS

This section is a forum for you to tell other members what you've been up to on the ham bands or to submit a short article dealing with some aspects of CW and QRP operation or equipment. Just about anything that would be of interest to our members would be welcomed. Send your items to our News Editor Paul, KD2MX. kd2mx@arrrl.net

DISCLAIMER: Any views expressed in this section are those of the submitting member and may or may not be those of the NAQCC or its officers.

DEJAN SA3BOW #6935 - WIND US UP!

In an effort to make my outdoor gear easier and smaller to pack, I made new antenna and radial winders. The trouble with earlier stuff was form factors. However light, they did not fit well once packed.

Finding inspiration in Finnish long-range patrols, I made a working mock-up promising what I wanted. From there it was easy.

Using 3mm birch plywood, strips of silk and epoxy, two winders soon saw daylight. A generous radius, for wire longevity, also allowed storage inside the winder. The winder holding the ladder end-fed antenna plus extension wire is the lightest. That one also stores a DIY throwing weight that just



barely slip into the holes. Laid on its side it sits tight held in place with a pouch with some additional gear.

The winder for radials and reserve antenna got quite a bit on the heavy side because I use thicker wire gauge than really needed.

The simplest way to improve any antenna system is probably to add radials. Hence the radial winder sports a x3 outlet for additional radials and one inlet wire. This gear is an improvement in pack-ability. 🏠

PAUL, N8XMS, #675 – A VERTICAL REPLACEMENT

Well, I finally had the time, money, and energy to get off my rear end and replace my vintage Cushcraft R7 vertical with a new Hy-Gain AV-640. The R7 had been up for 27 years with almost no maintenance! But it was definitely showing its age and really should have been replaced several years ago.

The AV-640 came with a few minor issues. Four of the capacitance hat spokes were cut too short and needed replacement, and the instruction manual still shows the details for the older mounting hardware that HyGain has now “upgraded” to a newer system. A phone call to Mississippi quickly took care of both of those issues.

After clearing up the mounting hardware confusion, the assembly went smoothly. The AV-640 is a little bit taller and has a wider footprint than the R7 so I had to get a tree trimmer out to remove some limbs on a big white pine. With the help of my son-in-law it only took us 15 or 20 minutes to get the antenna mounted on its pole. After that it was attaching the counterpoise spokes, hooking up the ground and new coax that had already been run, and waterproofing all of the connectors. The SWR is a little bit high on 40 CW but I’m not going to go through the headache of taking the antenna down to tweak it. My K2s internal tuner can easily deal with it. I doubt that this antenna will last as long as the R7 did, but I probably won’t either! 🏠🔧



MAILBAG

I want to say thanks to all of you for what you do for the club and the Amateur Radio community. CW and QRP are my main activities in Ham Radio and have been for many years now. I have enjoyed and will continue to enjoy the NAQCC sprints, but I realize that it takes much more than a bunch of people interested in an activity to make a viable organization to make things happen. Thank you all for your time, effort and willingness to provide benefits through the NAQCC that many can and do enjoy. Thank you. Thank you.

Sincerely,
Mark Hopkins NA4O

NAQCC CLUB INFORMATION

STATEMENT OF PURPOSE

Amateur radio has something for everyone. For a growing number of folks, the challenge of "doing the most with the least" makes QRP (and QRPp) CW operating the greatest thrill available in amateur radio. The North American QRP CW Club Inc. exists to promote and pursue designing, information sharing, building, and operation of low power, Morse Code enabled Amateur Radio (FCC Part 97) equipment with simple wire antennas for both emergency and personal communications purposes, an exciting facet of the hobby.

The NAQCC provides numerous opportunities for hams to operate in QRP/CW activities. For contest types we have a popular monthly 2-hour sprint that runs at relatively low CW speeds and at a fairly relaxed pace to increase code skills and experiment with different antennas. Three special sprints also take place during the year for 160-meter and QRPp (less than 1W of power) operators. For a month-long activity we offer our members a Monthly Challenge that can be anything from forming a list of words from the calls of stations worked, to making a prescribed number of contacts using home-brew gear. There is also an extensive awards program to recognize the significant QRP/CW accomplishments of our members.

We also serve as a resource for people who are just getting started in QRP and/or CW, sharing information on low power Morse operations. Our slow-speed CW nets are a great place for beginners to practice Morse code under real on-air conditions. Beginners will also find a wealth of helpful information on these web pages and we are more than willing to answer any questions about QRP, CW, and simple wire antennas that you might have. An extensive monthly newsletter is filled with useful projects and news from fellow QRPers.

A number of local NAQCC Chapters offer opportunities to get together for in person socializing and QRP/CW activities. Portable operations are especially popular with the local chapters.

Whether you are a veteran ham radio operator who is looking for a new challenge in the hobby, or a beginner who is intrigued by the possibilities of QRP/CW communication, we cordially invite you to join us. Membership is free and the benefits and fun are significant.

REPRINT POLICY

Unless otherwise stated in the article, local clubs and other ham radio organizations are free to reprint featured articles from this newsletter, provided appropriate credit is given to the North American QRP CW Club and the author of the article. If at all possible a link to the club website at <http://www.naqcc.info/> should be included.



NAQCC CONTACTS

| | | |
|--|---------------|------------------------|
| NAQCC President | Steve WB4OMM | sszabo1@cfl.rr.com |
| NAQCC Treasurer | Jerry K4KBL | digilink@gmail.com |
| Newsletter Editor | Brent WT4U | wt4u@knoxtour.com |
| Downeast Maine Chapter | Jeff KA1DBE | j.hanscom@gmail.com |
| Florida Chapter | Nikki KM4SBQ | nickies1130@aol.com |
| Western Pennsylvania Chapter | John K3WWP | naqcc33@windstream.net |
| Illowa Chapter | Tim N9BIL | n9bil@arrl.net |
| West Florida Chapter | Ron N9EE | n9ee55@gmail.com |
| Long Island Chapter | Howard WB2UZE | wb2uze@yahoo.com |
| Help for Beginners | Brion VEFUJ | ve3fuj@wightman.ca |
| Member Submissions Member Spotlight | Paul KD2MX | kd2mx@arrl.net |
| NAQCC CW Nets | Mark W8EWH | mark.yergin@gmail.com |

NOTE: These email address are not automatic links.
They are given here in graphic form to avoid harvesting by spambots.

The North American QRP CW Club Inc., is organized exclusively for scientific purposes within the meaning of Section 501(c)(3) of the Internal Revenue Code of 1986, and the Georgia Nonprofit Corporation Code to advance, promote, and pursue designing, information sharing, building, and operation of low power, Morse Code enabled Amateur Radio (FCC Part 97) equipment with simple wire antennas for both emergency and personal communications purposes. No dues or membership fees - open to any licensed radio amateur or shortwave listener (SWL) worldwide with interest in CW/QRP operation. Encouraging the use of CW and helping all hams increase CW speed and proficiency is a top club priority. Club activities are dedicated to QRP/QRPp operation, using CW and emphasize using simple wire antennas.

The North American QRP CW Club was founded in 2004 by WY3H and K3WWP and now has over 9500 members world wide. Membership is free and anyone interested in CW/QRP operating is welcome. Complete information about the NAQCC, including a membership application, activities schedule, and useful resources, can be found on our website at <http://www.naqcc.info>.

Inquires can be sent to:

Club President Steve Szabo, WB4OMM
536 Central Park Blvd
Port Orange, FL 32127 USA

