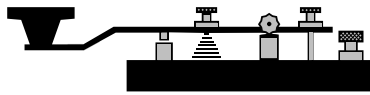


# NAQCC NEWS



ISSUE 264 • JUNE 2020



## KEY CLICKS

- **FIRST CALL FOR N3A OPERATORS**

This year we will be celebrating our club's 16th anniversary from October 11 through 17 (UTC) and, as in past years, we need volunteers to put our special event callsign on the air during that week. No special equipment is needed other than your regular QRP/CW gear. Your operating schedule is completely flexible, and logging "paperwork" is kept to a minimum. See the details on page 3.

- **NETS ON THE MOVE**

Lots of changes in the net schedules this month. SSB QRM has made 7068 unuseable for the East Texas QRS Net, so the net has dropped down to 7066. Our newest net, 1 Land, has added the 4th Sunday of the month to their schedule. The FarnsWord and Rocky Mountain nets have adjusted their start times. See all the details on page 22.


- **NEEDED:  
YOUR SUBMISSIONS**

Our supply of articles and member submissions is getting low again. If you've been working on a new CW QRP project or trip, or have an old one you'd like to tell us about, please pass it along. As you'll see in Ed KJ4R's minimal setup trip report, we can always learn something from seeing how the other ham does it.

Long or short, preferably with pictures, but just send what you have to Paul KD2Mx [kd2mx@arrl.net](mailto:kd2mx@arrl.net) and we'll sort it out.

### IN THIS ISSUE

Key Clicks	1
The Pres Sez . . .	2
16th Anniversary Celebration	3
Member Polls	4
Portable Ops w/ Minimal Setup	5
Refitting a Scrap PRC319 for QRP	8
Member Spotlight	11
Sprints	15
Ham Quips	17
Challenges	18
Awards	21
CW Nets	22
Chapter News	26
About The NAQCC	28
Contacts	29



The last band of color indicates the snake's tolerance for being held before biting. [xkcd.com](http://xkcd.com)

# THE PREZ SEZ...

Greetings NAQCC Members!

WOW! Three months in a row our Monthly Sprint has exceeded 100 logs....nice!! May's event had 126.....Excellent! I hope more folks find the same fun and excitement as the rest of us and join in the activity. Our Monthly Challenges are also up a few more since January too! I haven't had time to break down the nets, but it looks like they are also up...very nice!

## MEET YOUR BOARD OF DIRECTORS

As of this writing (Thursday, May 28th), all but one of the NAQCC Board positions have been filled (still looking for a Secretary, but I am waiting to hear back from one of our members):

Chairman	Steve Szabo WB4OMM, (President)
Vice-Chairman	John Leahy, KK4ITX, (Vice-President)
Secretary	(Vacant)
Treasurer	Jerry Pereira K4KBL, (Registered Agent)
Director NE Region	Bud Householder W3IQ (OH)
Director SE Region	John Laney K4BAI (GA)
Director Central Region	Larry Hill WA5LSV (TX)
Director Western Region	Ron Potter AG1P (OR)
Director Canadian Region	John Leonardelli VE3IPS

As noted earlier, a Board is required for our applications in obtaining a non-profit tax status. It is my fervent hope we can start the process in the next month or so. Copies of the club constitution and by-laws are being finalized, and will be posted in our Newsletter and on our website soon. I will send a message out to all when they are uploaded.

There's lots going on behind the scenes. Our Web folks are hard at work too.

I hope you are staying safe and healthy! Wash them hands!!

That's it for now - Stay safe and healthy, and get radio-active!

**72/73!**  
**Steve Szabo WB4OMM #5913**  
**NAQCC President**



***A little bit of QRP on a wire goes a long way!***



# 16<sup>TH</sup> ANNIVERSARY CELEBRATION

Planning continues for our NAQCC 16th Anniversary celebration the week of October 11. Special event stations will put N3A/# on the air from locations all over the country and we are now starting to recruit volunteer operators for that. Of course a big part of our celebration each year are the special anniversary sprint and monthly challenge, with their associated prize drawings.

## PRIZES!

We usually don't reveal the prize list ahead of time but we want to whet your appetite with just a little peek. Thanks to the generosity of Ryan Draughn, KK4JXZ, of *LNR Precision Inc.*, one of the prizes that we will be giving away is the brand new **MTR3b LCD Mountain Topper** portable QRP transceiver! See [https://www.lnrprecision.com/store/MTR3b\\_LCD-Mountain-Topper-p115660359](https://www.lnrprecision.com/store/MTR3b_LCD-Mountain-Topper-p115660359) for information about this great little rig.



## PARTICIPATION COUNTS

Please remember that there is a throughout-the-year participation requirement to be eligible for the best prizes. It's easy to rack up enough points, even if you started late. See [http://www.naqcc.info/prize\\_drawing\\_16th\\_anniv.html](http://www.naqcc.info/prize_drawing_16th_anniv.html) for drawing details.

## MORE DETAILS

For more information about our celebration, and to see summary reports from previous years, go to [http://www.naqcc.info/main\\_n3a.html](http://www.naqcc.info/main_n3a.html).

## FIRST CALL FOR N3A OPERATORS

This year we will be celebrating our club's 16th anniversary from October 11 through 17 (UTC) and, as in past years, we need volunteers to put our special event callsign on the air during that week. No special equipment is needed other than your regular QRP/CW gear. Your operating schedule is completely flexible, and logging "paperwork" is kept to a minimum.

We can put our special N3A callsign on the air from all 10 US call districts, Alaska, Hawaii, the US Virgin Islands, and Puerto Rico.

## OPERATE AS N3A IN THE OCTOBER SPRINT

One operator from each district will be exclusively designated to use the special call in the Sprint that week. That person should have some previous Sprint experience.

## SIGN UP NOW

Other than that there are no special requirements. If you are a member of the NAQCC and can operate QRP/CW (any speed) on one or more HF bands you qualify. There is no limit to the number of people who participate so "the more the merrier."

If you would like to be one of our special ops, or if you just need some questions answered before making a commitment, send me an email. If you want to be the one designated N3A sprint operator for your district let me know that as well—first come first served. (Please be sure to include your call district and NAQCC membership number in your email.)  
—Paul, N8XMS (paul142857 AT gmail DOT com)



# MEMBER POLLS

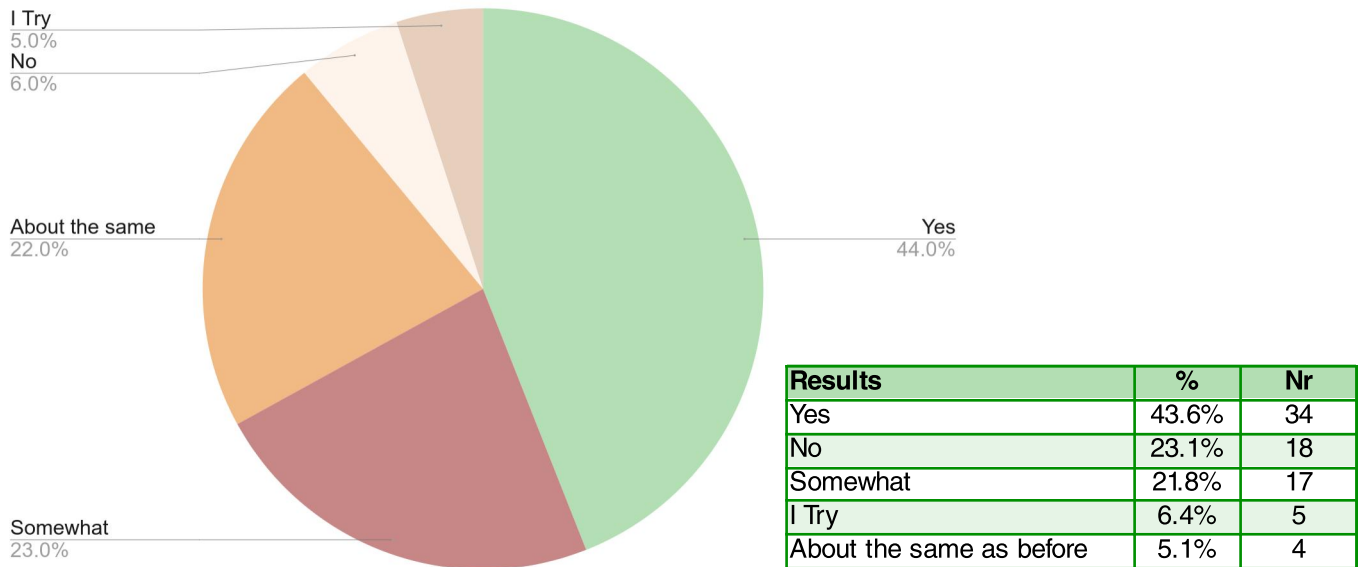
## JUNE POLL

“Hope everyone is staying safe and healthy. Parks and the like are slowly opening back up for some outdoor QRP activity! What are your plans now?”

Let us know what you think: [http://naqcc.info/poll\\_new.html](http://naqcc.info/poll_new.html)

## MAY POLL

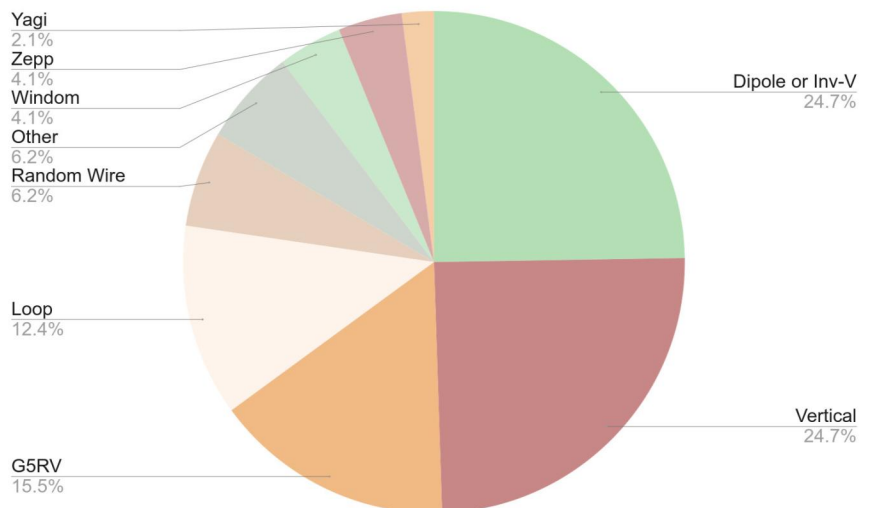
“With this Pandemic affecting everyone, and with the 'Stay at Home'... Avoid Parks (or are Closed Anyway!) Are you utilizing your 'Stay at Home in the Shack' for QRP CW whenever possible? Great Way to ward off any boredom... and keep your skills sharp!”



## OLD POLL

Back in 2012 we asked NAQCC members:

*"What type of antenna is your favorite for your QRP activities?"*



# PORTABLE OPS W/ MINIMAL SETUP

BY ED, KJ4R, #8048

The recent request for newsletter articles got me wondering if I could come up with something to submit. There's nothing really "newsworthy" about what I'm about to present other than I think it just re affirms the concept that QRP CW works, even with a minimal set up.

I was assigned to a project with my work that required me to be away from home quite a bit starting in August of 2019 to the present (March 2020.) I knew that sooner or later I would be travelling when the monthly NAQCC sprint was held. Sure enough, in September of 2019 I was booked to be in Nashville, TN.

## BATTERY POWER

At the outset of the trip I really was not sure where I could operate from, but I decided to go ahead and carry my tried and true PFR 3 and see what developed. I have a KX3, and I considered taking it, but it was just too easy to take the PFR 3 with its 8 AA batteries. I have found that 8 AAs don't run the KX3 very long. It works much better with a higher capacity battery. I really didn't have the room in my carry-on luggage for a larger battery, so that made the PFR 3 the rig of choice for this trip. Plus, I can just toss the PFR 3 into my work backpack and don't have to worry about damaging it.

## IT LOOKED SUSPICIOUS!

This was my second time taking a radio through airport security. The first time they did not ask about the radio, but the agent was interested in my old Nye Viking straight key. When I explained to him what it was, he didn't give it a second thought and told me to carry on. I have TSA Precheck so in most cases it's not required that I remove electronics from my bag. However, when I went

through security with the PFR the second time, my bag was pulled. The screening agent asked to open my bag. I pulled out the radio and explained what it was. Again, there were no further questions and I was sent on my way. I saw the image of the radio as it passed the X Ray scanner and if I would have been doing the scanning, I would have asked what it was too! It looked suspicious!



## FINDING THE RIGHT SPOT

At the first opportunity after I arrived in Nashville, I started looking for a place to operate. I considered a few parks, but not knowing the area very well, I hesitated to set up where I might be in an unsafe area. Being alone, after dark, in an unfamiliar place, with ear buds and CW drowning out any local activity is probably not a smart move. If you put yourself in a bad position you can't be surprised when something bad happens.

On the second day of my trip I noticed a shelter that was used as an outdoor break area in the industrial complex where I was working each day. It had a tree next to it that was about 15–20 feet tall.

There was also a nice picnic table there as well. It occurred to me that this might be a good choice. I checked with the right folks and there was no issue with me using the shelter. I was told the break area was typically only used during the day, so I would likely have the place to myself in the evening. It was in a well-lit area and not really open to the general public so I felt like it would be a good place to try and set up.

### SIMPLE WIRE ANTENNAS

On the evening of the Sprint I ended up working until about half an hour before the Sprint started, so I didn't have a lot of time to tinker around with a set up. I had packed two sections of wire, both around 34' feet long for a  $\frac{1}{4}$  wave on 40 meters. I didn't really plan on trying 20 meters. I arrived at the shelter and got things set up. I took a weight I packed and tied one end of the first wire to it. I then tossed it as high as I could into the tree next to the shelter. It just sloped down to the rig. I estimate that the highest portion of the wire was only 15 to 20 feet or so up in the tree.

I wrapped a cable tie around one of the rail spindles on the shelter and used that as a strain relief for the wire. Cable ties are a great thing to pack in your portable radio kit. They can come in handy for all sorts of things. I took the other wire and just stretched it out on the ground as a simple counterpoise wire.

The PFR 3 has a built-in tuner. I've found that it does not have a very wide matching range, but I had previously tested this set up at home and knew it would work. Sure enough, I was able to tune up and get the SWR LED on the rig to go dark, indicating a good match. By then, I had about 5 minutes before the sprint started. I tuned around and heard some signals so I had high hope that old faithful 40 meters would yield at least one QSO.



### TIME FOR THE SPRINT

Within about a minute of the Sprint starting, I heard Steve, WB4OMM calling CQ NA. I sent my call and he came back to me and we completed a QSO. That evening I made contacts also with K9OSC, NF5U, and N2CN. I'm sure I could have made more, but I pulled the plug after a half hour. I was just worn out from a long day of work and my stomach told me it was time to focus on getting some food and getting things in order to start another long workday.

In October I was back again in Nashville for the Anniversary Sprint. This time I used the same setup to make 6 QSO's with N2CN, N4OW, N3A/9, N0TA, WA1GWH, and KB9ILT. Again, I'm sure more QSO's could have been made had I stayed with it, but again I had other work-related priorities and had to cut things short. There are a few accompanying photos showing the shelter, the wire hanging from the tree, and my simple portable set up.

## A NEAR MISS

One thing I did learn after my October operation. Be careful when you are getting a weighted end fed wire out of a tree. It was well past dark, and my weight got tangled in a branch. I gave it a "harder than I should have" yank and it came out and whistled by my head in the dark. I never saw it coming. If it would have contacted my eyes or teeth it would have been a bad ending to an otherwise good evening.


## JUST A RIG AND A KEY

These two portable operations reminded me of some of my early days in ham radio before I had a PC. Like everyone else I just logged everything on paper. Sometimes it's fun to ditch the PC and other "accessories" and get back to just a rig and a key. Operating outdoors on a cool evening when the bugs are nowhere to be found is a pleasure as well.

It really is amazing that I can take a piece of wire, toss it into a tree and communicate with someone many miles away. Even in this age of cell phones and high-tech gizmos, I still marvel at that, and I'm proud to be a part of a club that promotes CW and simple wire antennas.

Unfortunately, my travels don't always allow me to do portable sprints and I've missed a few due to bad weather and locations that just don't have any options to set up and operate, but I've participated when I could. I hope this article will encourage you to fire up the QRP rig for the next sprint. We have over 10,000 members now, but only a small percentage are active in the Sprints. If you have not participated in the past, please consider joining in the fun.

—Ed, KJ4R, #8048



# REFITTING A SCRAP PRC319 FOR QRP

BY PAUL, WORW #2500

I have converted my old eviscerated Military Radio (UK/PRC319) into a new Ruggedized QRP transceiver. This PRC319 was obtained as scrap and there were no modules available to rebuild it. The radio sold for about 17,000 GBP in 1989. It was a 10 channel CW/FSK/USB 50 Watt back pack that was used in the Falklands, Kuwait and in Iraq.

## A RUGGED CASE

The scrap case I found was empty but has made a great QRP radio case.

Unfortunately (or fortunately if you own one) all the 319's are still working so there are not many scrap units available.

Just as the regular 319, This repurposed 319 QRP radio is able to withstand the rigors and abuse of the most severe Field Days, IOTA, SOTA, NPOTA and ECOMM Operations. It can meet all the Military Environments: Thermal stress, Altitude (tested to 14,000 feet), Immersion, Shock, Humidity, Rain, Salt Fog, Dirt and Dust, Earthquakes and Coffee spills.

## THE SECRET INSIDE

It looks like a real *PRC319* but it has a *Kits and Parts '1 Watter'* inside driving a *Pacific Antenna 10W amplifier*.



*PRC319*  
[cryptomuseum.com](http://cryptomuseum.com)

The 10W amplifier cost is about \$65 USD. This is an easy kit to build but I had to configure a special heat transfer washer from the main heat sink to the back cover of the 319 for additional heat sinking. The drive from the '1 Watter' should be set around ½ watt.

This is best done with a spectrum analyzer or else you can get spurs and harmonics if it is overdriven. I also have added a *QRPGuys Digital Frequency counter* in the 319 display window.

The display shows '4.060,' which is 14,060.0 for the 20 meter version. The '1 Watter' is the basic one-band Tx/Rx and it has about +/-3 kHz bandwidth centered around 14,060 but the kit costs only \$48

USD. It is very stable and the receiver very selective. The 1 Watter and the 10W amplifier are also available for other bands.

## VERSATILE POWER

I was going to add an internal Lilon battery but I am glad I decided to use the standard clip-on Clansman 24V battery system. That gave me room for the amplifier and the radio now has the option for different sizes of batteries, an AC power supply or a hand cranked generator.

There are three 12-13V regulators used for the electronics, one for the speaker amplifier, one for the '1 Watter' and a NTE-935 for the amplifier. There is still space for a CW filter.



I have a *4-States Hi-Per-Mite CW Filter* to add next.

### USING THE ORIGINAL CONTROLS

The original controls were all reused, The Audio volume control is the same but the Mode control is now the frequency selector, The Power control is the On/Off switch and the CW speed control. The original key pad was not reused.

The Keyer mode control switch is mounted in the old TCXO control opening. I added an emergency CW key in one of the Brownell breather holes. All the original hermetic handset connectors on the side are wired for key and headphones.



Front of the case. The display shows '4.060,' which is 14,060.0 for the 20 meter version.

If you saw it you would think it was a real PRC319, unless you saw the display—it glows red.

The EMU (Electronic Message Unit) which slides into the left side of the radio has the Speaker and Audio amplifier. The top selector switches are used for extra controls. They set the power for 1W or 10W, turn the speaker on/off, and address special CW keyer options.

Interesting note: the Keyer Chip in the '1 Water' which is an ATMEL ATtiny45 in a small 8-pin DIP has more computing power and RAM than the original PRC319.

### GOAT-PROOF

The radio is now sealed in a watertight, goat-proof case. I threw in a bag of desiccant so there will be no dendrites growing inside. See



Inside the "10 Water"



"10 Watter" on the ALICE pack with a small battery, the hand crank generator, and the T-1 tuner.

CQ Magazine, Dec. 2016, p.34-37 for details on Dendrites.

So now it is a "10 Watter" for 20-meters CW. I have the Amp set for Class "C" for more efficient operation and less heat. I have it mounted on a military ALICE pack and it weighs about seven pounds with a 7S-26650 Lilon battery pack. I clip on an Elecraft T-1 antenna tuner for pedestrian mobile operation. It has barely enough weight to keep the whip vertical.


I have had it out on the trail many times and have worked stations from California to Maine plus Canada.

The "1 Watter" is so versatile, you could mount it in some other broken old green radio. You might find an old PRC47, PRC68, PRC74, PRC77 or a PRC320 that could make a good case.

The easiest way to work on this project is one step at a time. Begin with the "1 Watter" transmitter/receiver, then get the power source designed, then add the amplifier and use a big power source because it needs 2-to-3 Amps. Then you can find your case.

What would you put it into?

73 –Paul, WORW



PRC319  
Lite  
10 Watts

"10 Watter" QSL card

# MEMBER SPOTLIGHT

Each month one of our members is randomly selected and asked to share their ham radio biography with all of us. Questions or comments should go to Paul, KD2MX.

**DISCLAIMER:** Any views expressed in this section are those of the submitting member and may or may not be those of the NAQCC or its officers.

## MIKE SMITH ADOYM #9247

My first experience with ham radio was with Boy Scouts where I obtained the Radio merit badge and a Novice License [WN0MBN]. That license expired in 1976. Then life happened.

Fortunately, I am still married to my first wife, my college sweetheart. We have two children, a son and daughter. My first adult employment was in secondary education. That lasted for six years. Then I got an opportunity to change vocations and work for the Missouri Department of Conservation; first as a resource assistant, then as a fisheries biologist and finally as a mid-level administrator. I retired in July 2015. Family activi-

ties have included fishing, day hiking and primitive camping. In addition, I have enjoyed many years working with our church youth using outdoor skills as the hook. My wife and I also enjoy first person interpretation of fort or campaign military life, War of 1812 era. So, to be honest with all of the things already in place, ham radio was not on my bucket list of retiree activities.

### INTEREST REKINDLED

However, that interest was renewed when my wife and I encountered wolf watchers in Yellowstone using handheld radios to tip off one another where the wolves were to be seen. They were not using amateur bands, but when I looked into it, I

saw I could use HTs designed for amateur use to listen in.

One thing led to another. I was able to prep for the Technician and General licenses using on-line tools before successfully testing. Soon thereafter, I purchased an Extra license study book during a cross country trip to Utah for some day hiking and camping. The study book was my late night reading. Upon returning home, I took that exam. So as of June 2017, I was book smart, but had no practical experience other than teen age memories nor any equipment. This was not a particularly comfortable place to be.



## RE-LEARNING CODE

I am fortunate to live in a relatively large community which has a very active ham radio club, Mid-MO Amateur Radio Club (MMARC). My initial interest was CW operation which was nurtured by the club's Saturday morning CW class led by two fine Elmers (K9ZTV and W4RK). At first I focused on relearning code by breaking old habits ... the worst being the mental look-up table. (Some of you may remember TMO, EISH, etc.) That approach may have been fine for a 5-wpm Novice ticket, but it was holding me back.

Farnsworth and minimum speed of 20-wpm characters were new concepts to a 1970s Novice, but very helpful. The class tailored practice exercises based on those in attendance. Sometimes it was paragraphs, other times calls, random characters or contest exchanges. You would never know, except it would always be challenging. Even more important, each class always came with insights and lessons on our amateur radio heritage, history and customs. Still, once a week is not enough time to improve, so for months I spent about an hour every day with some kind of code practice. My favorite online tools are still CW Morse Runner for contest tune-up, RufzXP for call signs, and of late, Morse Camp to work on head copy.

## BUILDING RAGCHEW SKILLS

Am I where I want to be? Of course not. There are times when I really need a pep talk along with some serious counseling. I am comfortable at 15-wpm for a rag chew, but more opportunity awaits with greater proficiency. One of my more recent revelations is that there are still some characters I really do not know. At greater speeds in long strings I get tripped up. I am working on identifying those characters and of course really learning them. I also try to get on the air almost every day. On the air is where it all comes together; the customs, the abbreviations, and simply the experience with all the variations found in even a basic

QSO. My Saturday morning CW cohorts are also very good at finding CW events for us to play. Most are QRP. All are fun to plan what equipment to use, our approach to the bands and other strategies. Though my likelihood of winning is low, at least we can compete amongst ourselves and learn how to improve over the previous attempts. Such makes it fun!

## THE RIGS

I have a modest home station including a Yaesu FT 450 D, a homebrew OCF dipole antenna at 30 feet in my small and heavily wooded backyard and a MFJ Deluxe Versa Tuner II for tuning 30 and 80 meters. One of the few surviving relics of my Novice days is a Radio Shack J-38 style key, though it has once again been retired by a Navy Flame Proof key. I also have a borrowed Vibroplex Code Warrior paddle I use with a K3NG keyer that I built from scratch.

My go-to portable rig is a LNR Mountain Topper 5B. I feed it to a Spiderbeam OCF antenna mounted to a 40-foot fiberglass pool for contesting. (Height is might!) I also have a five-band linked dipole combined with a 20-foot fiberglass pole for casual portable operation while traveling. I can use either a Palm Mini Paddle or a miniature 3-D printed straight key. I like "resonate" antennas for portable use but do have a 4 State QRP tuner and recently acquired a LDG Z11 Autotuner. I have cut a random length antenna, but have yet to deploy it.

## NAQCC ACTIVITIES

I am usually able to participate in the NAQCC monthly sprints, though I occasionally run into scheduling conflicts with other important activities. I do appreciate the evenings alternating between Tuesday and Wednesday evening which helps eliminate the schedule conflict at least half of the time. It is fun to watch the Autologger populate. It is also great that recognition is by division and

class. That provides many more opportunities to be near the top of the leader board. I have been able to work many of the NAQCC Anniversary Special Event stations during the last couple of years. Each time it was from a portable station since I was away from home during part of the events. Trying to catch stations from the different call areas is a great study in propagation, though sometimes it is just dumb luck to get them into the log.

### QRP HUNTING SUMMITS ON THE AIR

My current favorite daily radio activity is chasing Summits on the Air (SOTA) activators. SOTA is particularly near and dear as I used chasing as the means to overcome my key fright. I still get fumble fingered every once in a while, but I no longer experience hesitation with a pounding heart prior to engaging in a chase.

My goal is to work SOTA activators on equal footing. Most are also QRP operators. Ninety-nine plus percent of my SOTA contacts are QRP. I like the idea of spinning the dial, but have to admit spotting networks help with success on both sides of the QSO, though I do feel like the smallest robin in the nest during pile-ups. Still, I am able to complete the exchange with at least 70% of the stations I hear. I am also coming up on Super Shack Sloth in the SOTA program. I have a few QRO QSOs to make up for, but should complete 10,000 points, all QRP, in the very near future. I have tried one SOTA activation so far. It was not successful, but I certainly learned a lot from the attempt. I hope to try again during some future travel that includes periodic camping and day hiking trips. I also chase Parks on the Air (POTA) activators, a similar activity though there are usually fewer CW

operators on a given day to work.

### A RELAXED APPROACH TO CONTESTING

I dabble in contesting, but generally am not very competitive. I am happy to provide others points for their totals. I must confess I am most comfortable operating search and pounce. That probably makes me a control freak. I can listen to the exchanges multiple times to get it right. I know I need to make the jump to running, but that is yet to be a standard approach for me. I have also found it a bit more challenging to live in the middle of the country. It may be a mistaken notion, but I think the folks on the coasts have more band choices or at least can communicate with each other while I often find the bands a bit on the long side. Still, it is fun to plan strategy and operate with specific geographies in mind. There are states in the U.S. I know I can easily reach while others that generate a celebration when conditions come together.

### MELTING SOLDER

MMARC has a monthly Tech/Builders night. We have built a number of commercial kits, a lot of them QRP oriented, as well as designed our own



projects as part of a meeting's program. I have attempted projects I would never considered as a result of this group. There is considerable experience to tap in our group. They are also great enablers as someone is always ahead of the others, so of course we need to catch up.

Our current project is the 5 Watter Organic VCXO Transceiver which we are building in stages. Part of the goal of this project is to learn the electronics that make it work so there is some classroom support in addition to the smoke. The current pandemic has not slowed us down. We have been meeting virtually every week and Zoom's screen sharing feature gives everyone a front row seat during the discussion. One additional club activity for me includes serving as the Mid MO Amateur Radio Club's VE Liaison.

### OUT IN THE FIELD

I do enjoy operating in QRP contests, both from home and also remote set-ups. Remote set-ups for QRP contests are probably the most satisfying, at least when all goes well. I also enjoy participating in state QSO parties, generally with modest goals, but sometimes the bands cooperate. I am hoping to complete Worked All States (CW) both in Logbook of the World (LOTW) and also for Straight Key Century Club in the near future. I currently have 58 DX entities confirmed by LOTW, so there is a ways to go to the first one hundred.

My first off-grid QRP QSO was at a picnic table at my campsite in Badlands National Park . I had hoped to catch some of the 4S QRP folks during their second Sunday evening sprint. It was over 100 degrees in the shade, but I wanted to check out equipment before taking it to a summit hike the next day. I could hear three member stations

calling during the evening and was quite pleased to finally work WB0CFF. SD to MN certainly is not a miles per watt record, but you have to start somewhere! It's not always about the destination, but the journey. A long and successful journey I hope.

### PATIENCE AND ATTITUDE

My primary goal had been rather constant: continue to increase my CW comprehension speed. I think attitude has a lot to do with that. As one of my Elmers stated, "You got to get on the air with an attitude (positive), along with some swagger (confidence). Furthermore, mistakes are OK, but you need to recognize when you make one and always correct it." As to the later, I can make some dandies, EEEEEEEEE.

Fortunately, most hams are for the most part patient and understanding, recognizing we are all in the same boat. Again, my main focus has been CW operation, but as you know there are many ways to enjoy that activity. There are entire categories of ham radio operation that perhaps someday will be in my wheel house (shack). In the meantime, it has already been quite interesting, challenging and fun to participate in this hobby whether it is building a radio kit or related test equipment, logging QSOs or exchanging paper or electronic QSL cards, or simply being on the air. There will always be something fun to do whether it be familiar or something new. That reminds me, I have a 4 State QRP Bayou Jumper that needs some exercise. One last thought, I have many radio friends I may never meet in person, but exchanges occur often enough that it is like catching up with a longtime friend. Maybe you will be next? Hope to catch you on the air!

**72 –Mike, AD0YM**



# NAQCC SPRINTS

## JUNE SPRINTS

### REGULAR SPRINT

Our first Sprint this month will be on Wednesday, June 10, 2020, 0030-0230Z. That's the evening of Tuesday the 9th here in North America. Complete information at <http://naqcc.info/sprint/sprint202006.html>.

### MILLIWATT SPRINT — 1 WATT OR LESS

Our bonus Sprint is on Wednesday, June 17, 2020, 0030-0230Z. That's the evening of Tuesday the 16th here in North America. Complete information at <http://naqcc.info/sprint/sprint202006mw.html>.

### RULES

Complete sprint rules and instructions on how to submit your log can be found at [http://naqcc.info/sprint\\_rules.html](http://naqcc.info/sprint_rules.html). On that page you will also find information about the different computer loggers that are supported for our sprints. The membership data files for those supported loggers can be downloaded at <http://naqcc.info/contests.html>. **Please be sure to always get the latest membership data for your logger about a day before the Sprint.** A complete schedule for our upcoming sprints can be found at [http://naqcc.info/sprint\\_sked.html](http://naqcc.info/sprint_sked.html).



Sprints earn you participation points so you're eligible for the best prizes in the 16th Anniversary drawing—including the brand new **MTR3b LCD Mountain Topper!** See [http://www.naqcc.info/prize\\_drawing\\_16th\\_anniv.html](http://www.naqcc.info/prize_drawing_16th_anniv.html).

## LAST MONTH'S SPRINT RESULTS:

Complete sprint results, including all of the soapbox comments, can be found at <http://www.naqcc.info/sprint/sprint202005.html>. High scores can be seen in the tables on the next page.

We would especially like to welcome our first-time regular sprint loggers and hope that they will return to participate often: K0VD KI7LW VA3XAR VE3JLV VE3KAE VE3VSK

	Current Month	Previous Month	All-Time Record	Record Date
Logs	126	133	217	4/17
Participants	182	188	269	2/13
Total QSOs	1697	2237	3154	4/17
Hour 1 QSOs	1014	1144	1704	4/17
Hour 2 QSOs	683	1093	1450	4/17
20m QSOs	252	366	1232	8/13
40m QSOs	1312	1712	2203	4/17
80m QSOs	133	159	1417	2/13
Avg QSOs/Station	13.5	16.8	19.3	9/11

## SWA STRAIGHT KEY CATEGORY

Division	1st	2nd	3rd
<b>W1</b>	K1MZM	KN1H	KQ1P
<b>W2</b>	WA2NYY	W2SH	KA2KGP
<b>W3</b>	K3JZD	KC3MIO	AK3X
<b>W4</b>	K4KBL	K4KRW	KC5F
<b>W5</b>	N5GW	KG5HCF	W5UAA
<b>W6</b>	AI6SL	N6TH	-
<b>W7</b>	KF7WNS	KC7DM	KI7LW
<b>W8</b>	AB8RL	W8DXU	K3CTN
<b>W9</b>	WB9HFK	KC9IL	W9CC
<b>W0</b>	WOITT	AD0YM	NN0SS
<b>Canada</b>	VA2EO	VE9BEL	VE3VSK
<b>DX</b>	-	-	-

## SWA BUG CATEGORY

Division	1st	2nd	3rd
<b>W1</b>	WB1GYZ	-	-
<b>W2</b>	-	-	-
<b>W3</b>	KD3CA	K3WWP	-
<b>W4</b>	K3RLL	KJ4R	-
<b>W5</b>	NF5U	-	-
<b>W6</b>	W6JIM	-	-
<b>W7</b>	N7QR	-	-
<b>W8</b>	N8XMS	K8NGW	-
<b>W9</b>	AA9L	K9DRP	W9GFB
<b>W0</b>	W0KFG	-	-
<b>Canada</b>	-	-	-
<b>DX</b>	-	-	-

## SWA KEYER/KEYBOARD CATEGORY

Division	1st	2nd	3rd
<b>W1</b>	KB1M	N2CN	-
<b>W2</b>	WB2LQF	N2JJF	N2ESE
<b>W3</b>	NR3Z	AF3Z	-
<b>W4</b>	N4MJ	W4OEP	AD4N
<b>W5</b>	K5TSK	N5AAS	K0VD
<b>W6</b>	NR5NN	WU6P	W8KO
<b>W7</b>	KF7Z	-	-
<b>W8</b>	WA8SAN	WB8ENE	-
<b>W9</b>	NN9K	KY0Q	AB9BZ
<b>W0</b>	N0TA	K9OSC	K0EW
<b>Canada</b>	VE3KZ	VE3GNU	VE3KAE
<b>DX</b>	-	-	-

## GAIN CATEGORY

KEY	1st	2nd	3rd
<b>SK</b>	NF10	AC1BS	-
<b>BUG</b>	-	-	-
<b>K/K</b>	K4BAI	VE3DQN	-

## FIRST-TIME ENTRANT HIGH SCORE

KEY	1st	2nd	3rd
<b>SK</b>	KI7LW	VE3VSK	-
<b>BUG</b>	-	-	-
<b>K/K</b>	-	-	-

## SPRINT PRIZE DRAWING WINNER

AC1BS

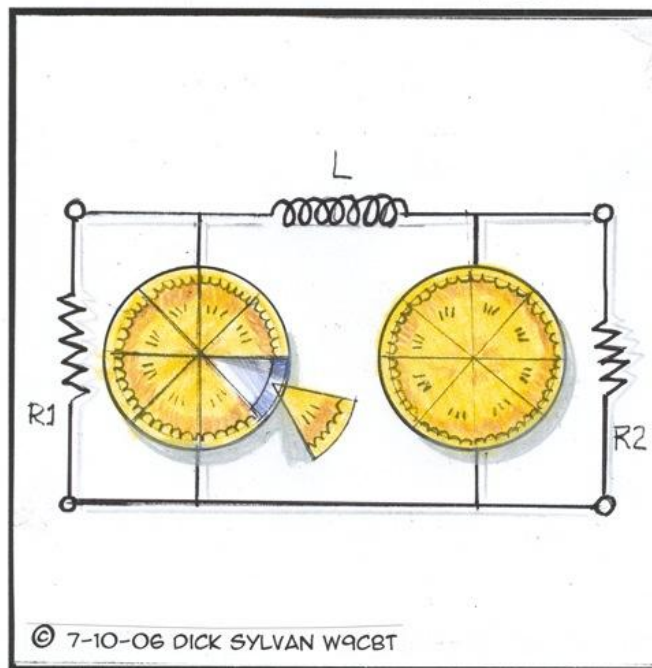


## SPRINT HONOR ROLL

We honor the following members for their outstanding participation over the years in our regular sprints. Exact counts can be seen at [http://naqcc.info/sprint\\_dates.html](http://naqcc.info/sprint_dates.html).

Number of Sprints	Members
50+	NU7T(SK) KB8FE K9OSC N4MJ KB0ETU N8LA K2YGM AA7CU K9EYT NQ2W KF7WNS KD3CA N2CN N8QY WY3H K6CSL W15H NF5U KC7DM KC2EGL WK6L WA1GWH K4ORD AB8FJ WB4OMM VE5BCS(SK) AA0W W5UAA WA2FBN KB1M K2HT VE3DQN
75+	AK3X K4NVJ KB3AAG K4KRW VE3FUJ NO2D N8BB AA9L NA4O WD0K K6MGO KA9FQG KQ1P N5GW KN1H
100+	KE5YUM KD2MX K4JPN K1IEE KD0V WA2JSG N4FI W4DUK N2ESE WB8ENE WX4RM WG8Y W8SAN N0TA
125+	N8XMS K4BAI KU4A NF8M K3RLL
150+	W2JEK W2SH W9CC WB8LZG
175+	KA2KGP K3WWP

### HAM LINGO "PIE" NETWORK



Dick Sylvan, W9CBT, #2062, has been a QRP/CW operator for a long time. He is also a very accomplished ham radio cartoonist and his work has appeared previously in the K9YA Telegraph newsletter. His book "HI HI - A Collection of Ham Radio Cartoons" is available at [www.lulu.com](http://www.lulu.com).

# NAQCC CHALLENGES

## ANNUAL FIELD DAY CHALLENGE

The annual FD Challenge is one of our most popular challenges according to the number of logs submitted. Work at least the required number of ARRL/RAC Contest Sections during field day, either from your home station or portable from the field. There are some rule changes this year, so check the details at <http://naqcc.info/challenges/challenges202006fd.html>

## THIS MONTH'S LETTER CHALLENGE: OPERATION COLUMBA

Intelligence gathering is a critical part of any war effort. Getting this intelligence back to those who analyze it and act upon it is usually difficult and dangerous. Of course, timely delivery is important since outdated information is useless. Radio is fast but dangerous because equipment and antennas must be hidden and then deployed when needed. Strings of couriers passing on information take precious time.

Enter the homing pigeon, scientific name *Columba livia*. These birds had been used in WW I for various communications tasks (the photo shows a WW I collection bus) and the practice would continue into WW II.

The National Pigeon Service began in England at the start of WW II. Birds kept by pigeon fanciers, or "the fancy" as they were known, were registered with the government. In 1940 a number of birds were requisitioned and experiments to determine how to drop birds into hostile territory were done. Pigeons were parachuted down in small cages that contained the bird, paper, pencil, a list of questions about enemy activity and a capsule to place the information in and attach to the bird.

After some fine tuning, this method was adopted and operation Columba began in September of 1941. A rather obscure department, MI14d, initially consisted of a staff of two, and ran the "Special Continental Pigeon Service." The British depart-



ment of the Army also had a pigeon service. Turf wars and clashes of ego did little to benefit either service.

Operation Columba initially met with a good measure of skepticism, but the receipt of message number 37 from resistance forces in German occupied Belgium validated the effort. It contained a wealth of detailed and accurate information that made its way as far as Churchill's desk. The operation ran through September 1944 with more than 16,500 birds dropped during the program. There

was a high bird mortality rate due to drops not being found by resistance forces, hungry locals eating the birds, kills by hawks, their natural enemy, and occupying forces finding and killing the birds.

Germany also had a pigeon program and both sides made attempts to disrupt enemy flights or cause disinformation to be passed along. Each side would replace the enemy birds with their own resulting in information being delivered to the opposition. False information helped to expose resistance groups operating in secrecy. Groups were formed to deploy hawks to intercept homing birds but the hawks did not distinguish between friendly and enemy pigeons, so the program was not very successful.

The birds delivered valuable information on enemy troop movements, morale, deployment of weapons and other activities which certainly saved lives and aided the allied victory.

**RULES:**

Just make ALL the words from calls of stations you work subject to the General Challenge Rules. (Any spaces in the phrases should be ignored. For example the challenge phrase "INVERTED V ANTENNA" should be treated as if it is the single word "INVERTEDVANTENNA.")

Each letter in a callsign you work during the month can be used twice to complete the challenge words. Complete rules, information, and a helpful tutorial on how to organize your work for an alphabet challenge along with detailed general rules and submission instructions can be found at

[http://naqcc.info/challenges\\_rules.html](http://naqcc.info/challenges_rules.html).


**WORDS:**

- COLUMBA LIVIA
- SPECIAL CONTINENTAL PIGEON SERVICE
- PARACHUTE DROP
- MESSAGE 37
- THE FANCY DEPARTMENT MI14D

**JUNE CHALLENGE TRACKER:**

1	3	4	7	A	B	C	D	E	F	G	H	I	L	M	N	O	P	R	S	T	U	V	Y

Every time you work a new station this month, mark off the lowest box under each letter of the call to track your progress and see what letters you still need.

 Challenges earn you participation points so you're eligible for the best prizes in the 16th Anniversary drawing—including the new **MTR3b LCD Mountain Topper!** See [http://www.naqcc.info/prize\\_drawing\\_16th\\_anniv.html](http://www.naqcc.info/prize_drawing_16th_anniv.html).

## NEXT MONTH'S CHALLENGE

It is July and that means that backyard BBQ is once again king of the chow line. Roll out the grill and grab that bag of charcoal briquets. Hey, where did the idea for briquets come from... somebody sure came up with a winner. Would you believe me if I said that today's briquet is linked with the Model T Ford? Well it is and here is what happened. <http://naqcc.info/challenges/challenges202007.html>


## LAST MONTH'S CHALLENGE

The deadline for submissions for our May "What Was That Address?" Challenge is still a few days away. You can see what has been submitted so far at <http://www.naqcc.info/challenges/challenges202005.html> and final results will be posted on that page shortly after the 10th of the month.

## CHALLENGE HONOR ROLL

We honor the following members for their outstanding participation over the years in our monthly challenges. Exact counts can be seen at [http://naqcc.info/challenges\\_sdchedule.html](http://naqcc.info/challenges_sdchedule.html).

Number of Challenges	Members
25+	W3IQ KU4A K9OSC KD0V WA2FBN WI5H NF1U WY3H N1JI VE3HUR G3JFS N1LU KJ4R KD2MX AK3X VE3DQN KA5PVB AH6AX WB4OMM KB1M
50+	PA0XAW VE3FUJ NU7T(SK) N9SE PA9CW
75+	
100+	K1IEE K1YAN
125+	N8XMS W2JEK
150+	K3WWP



xkcd.com

# NAQCC AWARDS

You may already be a winner! NAQCC has an extensive list of awards. Check your log to see if you're close, or just need to submit. Complete details can be found at <http://naqcc.info/awards.html>.

## FEATURED AWARD: ALPHABET PREFIX

This month's featured award is a simplified version of CQ Magazine's popular WPA award. The goal is to work as many letter/number combination prefixes as possible using QRP CW and SWA. There are two categories for the award - World Prefixes, and USA Only Prefixes.

Handy tables showing all of the possible prefixes in both categories are available for downloading from the award web page. Basic awards are earned with 200 world prefixes or 50 USA prefixes and certificates are issued at the 400 and 100 prefix levels.

Complete details on this award can be found at [http://www.naqcc.info/awards\\_wpxswa.html](http://www.naqcc.info/awards_wpxswa.html).

## RECENTLY ISSUED AWARDS:

### QRP WAS

Nr	Call	Name	Date
9309	AB9BZ	Dave	05/31/20

### 30-30 AWARD - 30 QSO's ON 30 METERS DURING A CALENDAR MONTH

Nr	Call	Name	Date
8060	KA5PVB	Charles	05/18/20



Awards earn you participation points so you're eligible for the best prizes in the 16th Anniversary drawing—including the brand new **MTR3b LCD Mountain Topper!** See [http://www.naqcc.info/prize\\_drawing\\_16th\\_anniv.html](http://www.naqcc.info/prize_drawing_16th_anniv.html).



# NAQCC QRS/QRQ NETS

We have a number of nets (QRS = slow speed, QRQ = higher speed) designed to help people build up their CW operating skills. Complete information about these nets can be found at [http://naqcc.info/cw\\_nets.html](http://naqcc.info/cw_nets.html). Questions should be directed to Net Manager Mark, W8EWH.

NAQCC Net Schedule				
Net	Local Time	UTC	Freq +/-	Primary NCS
FarnsWord QRQ Round Table Nets (FRN)	Sunday	Monday		
	5PM PDT	0000 Z	5.348 kHz (ch2)	60m JB NR5NN (CA)
	8PM PDT	0300 Z	3556 kHz	80m Rick N6IET (CA)
	Tuesday	Wednesday		
	8PM PDT <b>New time</b>	0300 Z	7046 kHz	40m Rick N7HRK (MT)
East Texas QRS Net (ETN)	Monday 7pm CDT	Tuesday 0000 Z	<b>New frequency</b> 7066 kHz Summer 3568 kHz Winter	Allen KA5TJS (TX)
Midwest QRS Net (MWN)	Monday 7:30 CDT	Tuesday 0030 Z	7031 kHz	Bob W0CC (KS)
Rocky Mtn Regional/ Continental QRS	Tues/Thurs 10:30 AM MDT	Tues/Thurs 1630 Z <b>New time</b>	7062.5 kHz	Dale WC7S (WY)
Pacific Northwest 80m QRS Net (PNW80)	Thursday 6 PM PDT	Friday 0100 Z	3556.5 kHz	Stewart KE7LKW (WA)
West Coast QRS Net (WCN)	Suspended			
The 1 Land QRS Net (1LND)	<b>New day!</b> 2nd & 4th Sundays of the month 8pm EDT	Monday 0000 Z	3560 or 3565 kHz	Ed K1RID (ME)

**Note: On the rare occasions that there is a conflict between one of our scheduled nets and one of our regular sprints, the sprint will take precedence.**

## NET CONTROL STATION REPORTS

### NAQCC FARNWORD QRQ ROUND TABLE NETS (FRN)

Sunday evenings 5:00 PM PDT, which is Monday 0000 UTC, on 5348 kHz (Ch 2)

Sunday evenings 8:00 PM PDT, which is Monday 0300 UTC, on 3556 kHz +/-

Tuesday evenings 8:00 PM PDT, which is Wednesday 0300 UTC on 7046 kHz +/-

**New time**

60m NCS - JB NR5NN (CA)

80m NCS - Rick N6IET (CA)

40m NCS - Rick N7HRK (MT)

#### The NAQCC FarnsWord QRQ CW round table nets ...

... promote head copying skills while encouraging participants to send good, properly-spaced code at between 21-25 wpm. We typically go two rounds after check-ins, including signal reports and topical commentary about the weather, recent contests or other CW events, antenna experimentation and/or catastrophes, and HF portable CW operations.

Anybody who can copy and send at least 15 wpm is welcome to participate – you don't have to be a member of NAQCC.

Because of the multiple round-table nature of our net, it's best if we all are able to copy each other, which means sometimes going QRO. It also means occasionally moving net times seasonally to take advantage of NVIS propagation conditions and times.

#### Below are the lists of stations who checked into each net, each week. Dates are UTC.

FRN/60 FarnsWord QRQ Round Table Net QNS - JB NR5NN NCS

Sunday 5pm PDT (Monday 0000 UTC) on 5348 kHz (Ch 2)

May 04 - QNS (7) NR5NN NCS, N6IET, AI6SL, W6MK, N6VN, AI6U, K6GVG

May 11 - QNS (7) NR5NN NCS, N6VN, W6MK, K6GVG, AI6SL, N6IET, K0DTJ

May 18 - QNS (12) NR5NN NCS, N6IET, AI6SL, K6GVG, AI6U, KW6G, W6MK, N6VN, KB7KY, WI6O, WJ7S, WB6PGJ

May 25 - QNS (10) NR5NN NCS, N6IET, W6MK, AI6SL, KW6G, K6GVG, WJ7S, K0DTJ, KR7KY, K6JJR

FRN/80 FarnsWord QRQ Round Table Net QNS - Rick N6IET NCS

Sunday 8pm PDT (Monday 0300 UTC) on 3556 kHz ±

May 04 - QNS (10) N6IET NCS, KW6G, K0DTJ, K6JJR, AI6SL, W6MK, N6VN, WI6O, NR5NN, K6GVG

May 11 - QNS (10) N6IET NCS, K6JJR, AI6SL, K0DTJ, W6MK, K6GVG, NR5NN, KW6G, WI6O, N6KIX

May 18 - QNS (9) N6IET NCS, N6KIX, K6JJR, K0DTJ, AI6SL, WB6PGJ, W6MK, KW6G, K6GVG

May 25 - QNS (9) N6IET NCS, K6JJR, K6GVG, KW6G, NR5NN, W6MK, AI6SL, WI6O, K0DTJ

FRN/40 FarnsWord QRQ Round Table Net QNS - PBRick N7HRK/M NCS  
Tuesday 8pm (Wednesday 0300 UTC) on 7046 kHz ±

May 06 - QNS (5) N7HRK/m NCS, W6MK, KW6G, K6GVG, N6IET

May 13 - QNS (6) N7HRK/M NCS, WI6O, KW6G, AI6SL, N6IET, W7GM

May 20 - QNS (7) N7HRK/m NCS, KW6G, WI6O, AI6SL, N6IET, W6MK, WJ7S

May 27 - QNS (6) N7HRK/M NCS, AI6SL, W6MK, AI6SL, K0DTJ, WI6O

---

### NAQCC EAST TEXAS QRS NET (ETN)

**New frequency**

Monday evenings 7:00 PM CDT, which is Tuesday 0000 UTC, on 7066 kHz +/- (Summer) or 3568 kHz +/- (Winter)

Main NCS - Allen KA5TJS (Texas)

May 05 - QNI(4) NCS KA5TJS N4NN KE5YUM KE5YGA

YUM checked in but was uncopiable, 219. I said thanks and 73's and he answered 599! What a band. YGA was 599 and NN was 579.

May 12 - QNI(4) NCS KA5TJS N4NN KE5YUM KE5YGA

The band was good tonight, we had to move up to 7.067 due to a QSO on 7.066. All stations were 569 or better.

May 26 - QNI(4) NCS KA5TJS KE5YUM KE5YGA N4NN

That went well! All were pretty good on check in and I was half way thru the first QSO with Terry and the power went out here. It was off about 45 minuets and I learned that YGA and NN had a good QSO in my absence! Life in the woods.

---

### NAQCC ROCKY MOUNTAIN REGIONAL/CONTINENTAL QRS NETS (RMRC)

Tuesday and Thursday mornings 10:30 AM MDT, which is 1630 UTC on 7062.5 kHz +/- **New time**  
Main NCS - Dale WC7S (Wyoming)

KU7Y checked in twice, but that's all. Props have been not nice. The move to 30 may prove much better. Tests indicate better coverage.



## NAQCC MIDWEST QRS NET (MWN)

Monday evenings 7:30 PM CDT, which is Tuesday 0030 UTC, on 7031 kHz +/-  
Main NCS - Bob W0CC (Kansas)

May 04 - No Report - Working

May 11 - No Report - Working

May 18 - QNI W0CC

QSN S-7. There were several stations close to 7.031 so QSY to 7.0285 and posted. Next week will be better!

## NAQCC WEST COAST NET (WCN)

Net Suspended until further notice.

## NAQCC PACIFIC NORTHWEST QRS 80 METER NET (PNW80)

Thursday evenings 6:00 PM PDT, which is Friday 0100 UTC on 3556.5 kHz +/-  
Main NCS - Stewart KE7LKW (Washington State)

April 30 - PNW QNI (6) NCS WB7WHG, KE7LKW, WB4SPB, W7ANM, K7JUV, NB7M

May 07 - PNW QNI (6) NCS WB7WHG, KE7LKW, WB4SPB, AD7BP, K7JUV, N0DA

May 15 - PNW QNI (9) NCS KE7LKW, WB4SPB, WB7WHG, W7ANM, NB7M, K7YEM, K7JUV,  
N0DA, AD7BP

May 22 - PNW QNI (1) NCS KB7WHG

May 29 - PNW QNI (6) NCS KE7LKW, WB4SPB, WB7WHG, K7YEM, K7JUV, AD7BP

## NAQCC 1 LAND QRS NET (1LND)

Second and Fourth Sundays of the Month at 8:00 PM EDT, which is Monday 0000 UTC  
on 3560 or 3565 kHz +/-  
Main NCS Ed K1RID (Maine)

**New day**

May 10 - 1LND QNI: (3) - NCS K1RID, N2CN, K1IX



# NAQCC CHAPTER NEWS

The North American QRP CW Club currently has six local chapters - Western Pennsylvania, West Florida, Illowa, Downeast Maine, Long Island, and Florida - but we would be more than happy to expand on that list. Chapters are more or less independent local gatherings organized by NAQCC members in a geographical area and subject to a list of guidelines from the NAQCC. They provide opportunities to have fun and to promote our parallel passions of QRP and CW. If you are interested in forming a local chapter please contact Club President Paul, N8XMS.

If your chapter is planning a portable operation activity and would like to have it promoted on the club email list or in the newsletter, send an email with the subject "NAQCC Portable Operation" and with the exact wording of the announcement to Vice President John, N8ZYA, at the email address listed on the last page about a week before the operation. Please be sure to include the UTC time for the event and not just the local time.

A report about your chapter activity should appear here. Please send them to KD2MX or N8XMS at the email addresses listed on the last page.

NAQCC chapters located in the United States are welcome to use the NAQCC Club call, N3AQC for their special operations. Please contact call sign trustee Paul, N8XMS, to schedule the use of N3AQC.

## NAQCC ILLOWA CHAPTER



Items in this section are from the Illowa Chapter unless otherwise credited. Questions and comments should go to Tim, N9BIL.

The Illowa Chapter operates in the "Quad Cities" area of Davenport, IA / Moline, IL.

The Illowa Chapter website is at <https://sites.google.com/site/naqccillowa2/>.

No Report

## NAQCC LONG ISLAND CHAPTER



Items in this section are from the Long Island Chapter unless otherwise credited.

Questions and comments should go to Howard, WB2UZE.

No Report

## NAQCC FLORIDA CHAPTER



Items in this section are from the Florida Chapter unless otherwise credited. Questions and comments should go to Nikki, KM4SBQ.

The Florida Chapter website is <http://wb4omm.com/naqcc-fl-chapter>.

No Report

## NAQCC WEST FLORIDA CHAPTER



Items in this section are from the West Florida Chapter unless otherwise credited. Questions and comments should go to Ron, N9EE.

The chapter's web site is <https://www.facebook.com/groups/967110089994401/>.

No Report

## NAQCC WESTERN PENNSYLVANIA CHAPTER



Items in this section are from the Western Pennsylvania Chapter unless otherwise credited. Questions and comments should go to John, K3WWP.

No Report

## NAQCC DOWNEAST MAINE CHAPTER



Items in this section are from the Downeast Maine Chapter unless otherwise credited. Questions and comments should be directed to Jeff, KA1DBE.

The chapter is located in the Hancock and Washington counties area of Maine.

No Report



# NAQCC CLUB INFORMATION

## STATEMENT OF PURPOSE

from former NAQCC President Paul Huff, N8XMS

Amateur radio has something for everyone. SSB, FM, AM, the digital modes, and QRO power levels all have their place in this great hobby and we certainly recognize the importance of these modes as well as the enjoyment that they give to many. But for a growing number of hams the challenge of “doing the most with the least” makes QRP (and QRPP) CW operating the greatest thrill available in amateur radio, and the North American QRP CW Club exists to promote this exciting facet of the hobby. As part of our focus we also encourage, but do not limit operators to, the use of simple wire antennas.

The NAQCC provides numerous opportunities for hams to enjoy QRP/CW operating. For contest types we have a popular monthly 2-hour sprint that runs at relatively low CW speeds and at a fairly relaxed pace. Three special sprints also take place during the year for 160-meter and QRPP operators. For a month-long activity we offer our members a Monthly Challenge that can be anything from forming a list of words from the calls of stations worked, to making a prescribed number of contacts using home-brew gear. There is also an extensive awards program to recognize the significant QRP/CW accomplishments of our members.

We also serve as a resource for people who are just getting started in QRP and/or CW. Our slow-speed CW nets are a great place for beginners to practice Morse code under real on-air conditions. Beginners will also find a wealth of helpful information on our club website and we are more than willing to try to answer any questions about QRP and CW that you might have. An extensive monthly newsletter is filled with useful projects and news from fellow QRPers.

A number of local NAQCC Chapters offer opportunities to get together for in person socializing and QRP/CW activities. Portable operations are especially popular with the local chapters. Whether you are a veteran ham radio operator who is looking for a new challenge in the hobby, or a beginner who is intrigued by the possibilities of QRP/CW communication, we cordially invite you to join us. Membership is free and the benefits and fun are significant.

The North American QRP CW Club was founded in 2004 by WY3H and K3WWP and now has over 9500 members world wide. Membership is free and anyone interested in CW/QRP operating is welcome. Complete information about the NAQCC, including a membership application, activities schedule, and useful resources, can be found on our website at <http://www.naqcc.info/>.

Inquires can also be sent to:

Club President Steve Szabo, WB4OMM  
536 Central Park Blvd  
Port Orange, FL 32127  
USA

Additional contact information can be found on the next page.



### NAQCC CONTACTS

NAQCC President	Steve WB4OMM	sszabo1@cfl.rr.com
NAQCC Treasurer	Jerry K4KBL	digilink@gmail.com
Newsletter Editor	Brent WT4U	wt4u@knoxtour.com
Downeast Maine Chapter	Jeff KA1DBE	j.hanscom@gmail.com
Florida Chapter	Nikki KM4SBQ	nickies1130@aol.com
Western Pennsylvania Chapter	John K3WWP	naqcc33@windstream.net
Illowa Chapter	Tim N9BIL	n9bil@arrl.net
West Florida Chapter	Ron N9EE	n9ee55@gmail.com
Long Island Chapter	Howard WB2UZE	wb2uze@yahoo.com
Help for Beginners	Brion VEFUJ	ve3fuj@wightman.ca
Member Submissions Member Spotlight	Paul KD2MX	kd2mx@arrl.net
NAQCC CW Nets	Mark W8EWH	mark.yergin@gmail.com

NOTE: These email address are not automatic links.  
They are given here in graphic form to avoid harvesting by spambots.

### REPRINT POLICY

Unless otherwise stated in the article, local clubs and other ham radio organizations are free to reprint featured articles from this newsletter, provided appropriate credit is given to the North American QRP CW Club and the author of the article. If at all possible a link to the club website at <http://www.naqcc.info/> should be included.

