

# NAQCC NEWS

ISSUE 262 APRIL 2020



## KEY CLICKS

- **SILVER LINING TO A DARK CLOUD.** The COVID-19 pandemic has certainly had a major impact on all of us and we hope that all of our members are taking appropriate precautions and staying healthy. But for us hams there is some real serendipity to being confined to our homes - we have more time to get on the air and combat the impact of social isolation in a totally safe way! Personally I've been enjoying plenty of QSOs, including some nice DX, and I was even able to complete last month's challenge early. So stay safe and have some great QRP/CW fun!
- **MY LAST NEWSLETTER.** As previously announced, I am retiring from my work as the newsletter editor and this is my last issue. Starting with the May issue the editing work will be in the very capable hands of Brent, WT4U. Any newsletter submissions should now go to him (or via Paul, KD2MX). If you have already submitted an item that is queued for a future issue, it has already been forwarded to Brent. 73, N8XMS
- **NAQCC 16TH ANNIVERSARY CELEBRATION IN OCTOBER.** Plans are underway for our club's 16th anniversary celebration the week of October 11. Our special event callsign, N3A, has already been reserved and later this summer we will start to recruit volunteers to put it on the air. So mark your calendar and watch this space for further announcements.
- **PLEASE REMEMBER TO KEEP YOUR MEMBERSHIP INFO UP TO DATE.** Every month we find ourselves dealing with things like bounced emails, or a callsign in a sprint that doesn't match the membership number, because someone has forgotten to update their personal information in our database. We have an easy tool for updating your information at [http://www.naqcc.info/member\\_updates.html](http://www.naqcc.info/member_updates.html). Please help all of us out by keeping your information up to date.
- **CHECK OUT OUR MONTHLY POLLS.** Jerry, VE6CPP, puts up an interesting poll on our club website each month. You can cast your vote in the current poll and see past poll results using the links on the main club page <http://www.naqcc.info/>. The more people that cast a vote, the more interesting the results.

### IN THIS ISSUE

Key Clicks	1
The Pres Sez....	3
Old Kit Update	4
10 Steps for Successful Portable QRP Ops	9
COVID-19 Advice	12
Member Spotlight	13
Sprints	15
Challenges	18
Awards	20
CW Nets	21
Ham Quips	25
Chapter News	26
Member Submissions	33
About The NAQCC	35
Contacts	36



- **THANK YOU FOR THE DONATIONS!** A big “THANK YOU” goes out to everyone who has made a recent donation to the NAQCC treasury. The NAQCC has no membership dues and we depend on your generous donations to cover our operating expenses. If others would like to help out with a donation there are two ways that you can do it. The first way is to use *PayPal* to electronically send your contribution to Club Treasurer Jerry Pereira, K4KBL, using the special address “*naqcc3 [AT] gmail [DOT] com.*” Squeeze those two words into the standard symbols. To avoid any additional fees please be sure to check the box that says “*I’m sending money to family or friends.*” Also please add a note indicating that this is a donation to the NAQCC and include your call sign. The second way to make a donation is to mail a check or money order made out to *The North American QRP CW Club* and send it to *Jerry Pereira, 778 Brentway Ct., Lilburn, GA 30047.* **Please include your name, call, and membership number with your donation and a separate email as a double check would be helpful.** Assuming that we have your correct email address on file, your contribution will be acknowledged by email with a carbon copy sent to a second club officer as a “check and balance.”



# THE PREZ SEZ.....

Greetings NAQCC Members!

I will keep this short.

WOW! Who coulda' guessed!

COVID-19 has brought most of the world (and us) to a standstill - but for "inside" ham radio, it is a pleasant respite from the non-stop crawlers and news flashes!

Our own local group had to cancel our monthly Parkpedtion last month, and it's looking like that will happen again for April. Fortunately, the pandemic should not affect us that stay at home and use our radios - our Sprints, Nets, Challenges all will go on as scheduled.

I am still working with a few folks behind the scenes on NAQCC enhancements, but the last few weeks kept me busy with work tasks and priorities. We (like others) have settled into a routine, so I will have more time to dedicate to continuing plans for NAQCC organization and administration. Please be patient!

The Monthly Poll - this month - about Sprint log submissions - **I BEG YOU TO TAKE AND SUBMIT THE MONTHLY POLLS!!** Please vote! Your responses count!!

Stay safe, WASH YER HANDS, and get radio-active!

**72/73!**

**Steve Szabo WB4OMM #5913**

**NAQCC President**



***A little bit of QRP on a wire goes a long way!***



# OLD KIT UPDATE

BY GREGG, WB8LZG

I had troubles with a power plug/ jack in my FT817 while on vacation and finally got around to fixing something I'd been meaning to get to for over 20 years Here's the rest of the story.....

Back in the 1990's, well known QRP'er Dave Benson, K1SWL, came out with a nice line of inexpensive QRP transceiver kits. It was a "bare bones" kit. Just the ckt board and all board mounted parts. You supplied the enclosure, knobs, plugs n jacks, and any extras that you wanted. Affectionately named the SWL+.

For around 55 bucks you got a direct conversion, single band transceiver with a nice stable VFO, sharp crystal filter, good audio, and a bit over 2 watts out. All on a ckt board about the size of a pack of cigarettes. Low parts count and good design of the radio, along with simple Heathkit style instructions made it a hit with the QRP crowd. I was raising a family at the time, and money was tight, so a kit radio made lots of sense, and the price was right. I did want to "jazz" mine up a bit though. I had some Ten Tec equipment in the shack, and I found a matching TT style box about 5" by 6" salvaged from an old parallel port switch that would fit it nicely. I also wanted mine to have some extras. So I added a switch and capacitor to the VFO so it could cover both the General and Novice sections of the band. I put in a companion "Freq-mite" audio frequency enunciator kit, built in speaker, and a surface mount "Tick" keyer kit. I planed on taking it with me on vacations so I built it with adaptation in mind. The Tick surface mount keyer was so small, I mounted it directly to the "paddle" jack on the back of the rig. The radio also had both BNC, and SO259 antenna jacks, Straight Key and Paddle input jacks, headphone jack, and with 12.5 volts would do 2.5 watts on 40 meters. It all weighed in at just around a pound, so it was a good rig for portable operating. A small gell-cell battery, a homebrew K8FF paddle kit key and a dipole, was QRP operating in style !

The one regret. In the build I was frugal. Downright cheap! I copied the Ten Tec Argonaut power jack. An RCA phone jack. One of the dumbest plug/jack combo's for power ever used, as it can short easily. (and did so on more than one occasion) Even the Ten Tec designers shouldn't have used it. In hindsight I SHOULD HAVE modified the Ten Tec's power jack. Oh Well..... Still, I had a blast with the rig, just that darned power jack was always in the back of my mind.



*Front panel of the SWL40+ in the Ten Tec style box*



Fast forward to 2019. I ran across a modern DC power jack in my junk box. The rig “called me” to finally change out the cheapo RCA phono plug power jack. I heated up the ol’ soldering iron, and in about 20 minutes had the offending jack eliminated. No more FEAR of blowing fuses !




*Original rear panel showing old parallel port slots.*




*Rear panel showing all the jacks and new power connector.*






*The SWL40 PCB , Tick keyer (upper rt) Freq-mite (lower rt).*



*Close up of the "Tick 3" surface mount keyer.*





*The original kit rig and K8FF kit paddles with Plexi cover.*



*The modified rig with key and Gell-Cell, ready for QRP fun.*

In operation the radio is a pleasure to use. The direct conversion receiver audio is pure and clean. The Tick keyer and Freq-mite add "armchair" ease of tailoring the rig to your portable ops. It's just plain fun to make QSO's on a station you built yourself. Telling the guy on the other end, "running 2 watts hr the, rig, key, and antenna are all homebrew and on battery power." QRP at it's finest for sure!

Hope you all enjoyed the pictures of this fine kit.

Keep melting solder.

73 , Gregg WB8LZG



# 10 STEPS FOR SUCCESSFUL PORTABLE QRP OPS

BY PAUL, W0RW



## 1. Propagation and Band Activity.

When you operate QRP portable you want to work as many people as possible so the band conditions must be good. This means that you have to keep track of the propagation conditions before planning an operation.

I check the DX Cluster or RBN's for activity.

Before I pick a date to operate, I monitor the bands at the same time that I plan to operate.

The Absorption Index is also a key factor. I never operate when the "A" Index is above 10, which is probably most of the time these days.

Radio stations 'Trenton Military' (15034 kHz) or 'CHU' (14670 kHz) for 20 meter propagation checks are good for real time propagation. Coastal stations might use WWV/WWVH.

20 meters is best for day time country wide propagation. 40 and 80 meters are good for night time operation.

I always try to avoid contests and other busy periods. Checking the QST Contest Calendar helps to insure the band is going to be clear.

Check your desired frequency in advance, you don't want to pick a frequency that is used for nets, traffic handling or RTTY.



## 2. Weather Conditions.

The weather forecasting is really good these days, so this is easy. Try <<http://www.wunderground.com/>> I look for warm temperatures and no wind.

Check your local web cam. Even Pikes Peak has a weather station and a Panoramic HD web cam. See <<http://www.springsgov.com/units/pikespeak/index.asp>>

## 3. Honey Doo Items.

Always check the XYL's honey doo list and make sure you are clear for the day and have a happy home coming.

## 4. Location and Road Conditions.

National Parks or State Parks are great places to operate from: <<http://www.nps.gov/findapark/index.htm>>. If you are an Old Timer you can get a lifetime Pass.

Always check the road and site conditions before going out in the field. You don't want to drive hundreds of miles to find out that the Capulin Volcano road is closed by snow. Canyon roads can have snow or land slides. Even Pikes Peak can be closed or have a delayed opening and prevent you from getting to your desired operating location on time.

Pick an open space operating site, canyons are not good for QRP operating. You might need trees for hanging an antenna or if you are going to operate Pedestrian Mobile with a whip you will want to find trails that don't have a lot of over hanging, antenna eating branches.

## 5. Equipment Readiness.

You need to check out your equipment right before you head out to your operating site. This prevents leaving behind some critical item.

Needless to say, you should have your antenna all pre-tuned before you leave.

My radio is always mounted to a backpack and is always ready to go. The Lilon battery is always charged but I always take a spare. I just need to put the back pack into the car, with the antenna and counterpoise. The accessories are also checked: microphone, earphones, key, SWR meter, pen, log, watch, hat, gloves, coat, etc.

Make an equipment checklist.

It is good to have a spare accessory batteries (9V), a spare radio and duct tape for contingencies.

## 6. Vittles.

I take water, lunch and my VHF HT in a fanny pack.

## 7. Operating Announcements:

Posting your operating times gives you more Q's. It is no fun running your battery down calling CQ with no responses. I try to post my operations on the reflectors a day before the operation. When you post too far in advance, people forget and when you post right before the operation, some people don't get the notice until after your are finished.

I always try to be on my exact posted frequency (or alternate) at the exact time so people don't get stood up.

QRPspots, HFnow, QRP-L, qrpARCI, SOTA Spots are good places to list your operation, as appropriate.

Post your schedule in GMT (Universal Time/Zulu time) as well as your local time. Also post details about your operating location, links to pictures, trail maps, QSL Information will be helpful, etc.

## 8. Prep Your Vehicle.

Put gas in your tank!

## 9. Initial set up.

When I arrive at my operating site, I set up my rig, attach the antenna, and check power and my operating frequency.

When operating Pedestrian Mobile, I tune my whip and dragwire, put on my backpack, and I am ready for the trail.

## 10. Safety.

Always be prepared for adverse conditions. You might need rain gear, snake proof boots, etc.

Always give someone your travel plans. Take your cell phone or an HT that will hit a repeater.

-----

For more detailed Pedestrian Mobile information get WA3WSJ's **Amateur Radio Pedestrian Mobile Radio Handbook**.

See <<http://www.lulu.com/product/paperback/amateur-radio-pedestrian-mobile-handbook/16364181>>

Or **Amateur Radio And The Great Outdoors**. by [Edward Breneiser](#)

Paul w0rw







# MEMBER SPOTLIGHT



Each month one of our members is randomly selected and asked to share their ham radio biography with all of us. Questions or comments should go to Paul, KD2MX.

DISCLAIMER: Any views expressed in this section are those of the submitting member and may or may not be those of the NAQCC or its officers.



## BARRY WHITTEMORE, NF10, #1637

In early 1977 I was given the Novice exam by Pete (K1TMD) who asked if I wanted to make a CW contact, I did from his station and when I was done he said congrats you passed the code test. Months later, I finally received my callsign, WB1EDI and immediately got on the air with my brand new FT101E. First QSO was with W2BXP. A month or two later I worked WB1EJH for his first QSO.

I have several thousand cards but only three are on my shack wall, W2BXP, WB1EJH, and my very first card. Later that year I took the General exam at the Boston FCC office and passed the written but failed the code test for 13 WPM. Three days later I was getting my head shaved at Navy boot camp. I was not very active during my 6 ½ years in the Navy. I was schooled in Avionics and worked on E2C and EC130 aircraft during my Navy career. Ham radio made me go into electronics.

In 1984 I got out of the Navy and started a new job at Sanders in Hudson NH. I worked in an Electrical Engineering group for the next 34+ years and retired in December 2018 from the same building that I started in.

During those years I was looking to get back to Ham radio. By 1993, I convinced my wife to get her technician license so she could get me in the car on 2-meters. Well, she ended up getting her Tech+ with 5WPM code. That gave me the incentive to upgrade. We lived in a townhouse condo in Manchester, NH, but I bought an ICOM 725 transceiver and tuner and put a TV-twinlead-fed dipole tacked to the ceiling.

That's when I started working DX for the first time and I was hooked. I upgraded to Advanced in 1993 then to Extra in 1994. Once I got my Extra, I stopped doing CW because I passed the 20WPM so I did not need to practice any more.

It wasn't long before the CW urge came back and I started chasing DX on CW as well as SSB. Mary caught the DX bug also but 10-meters was all she could do SSB on and the sunspots being as they are made for slim pickings.

By the end of 1995 I had earned my WAS, WAC and DXCC awards with the indoor dipole and started working toward the 5-band versions. I also dabbled in the QRP world with an SWL30 kit that I put together.

In 1998 we moved to a real house on a hill in Manchester with a large City lot (.6 acres) and no HOA. I was finally able to install real outside antennas which eventually grew to a triband beam and monoband verticals for all bands. We had city noise but much better signals on RX and TX. Eventually I earned my 5BWAS,5BWAC and then 5BDXCC and DXCC Challenge awards.

I joined several QRP organizations including NEQRP, NAQCC, and NORCAL. However the DX bug stuck with me but the QRP bug did not. I did however set a goal to get 9Band upgrades to the 5B wards and I had and do it with 100 Watts. In October of 2015 I got my 100<sup>th</sup> country on 160 for the 9<sup>th</sup> band at 100 watts. I also earned 9BWAS and 9BWAC status. While not all QRP, it was all done with just 100W.

I built a few QRP transceivers and transmitters including an SWL-30, QCX-20 and a 1929-style Hartley oscillator made with a UY-227 Triode. All of which I have made many QSOs with including DX. My favorite QRP DX was made in 2013 when I was tuning through 30 meters when I heard a weak CQ. It was weak but copy-able and I answered the CQ from VK7JB who gave me a better signal report than I gave him. We had a nice chat and he told me he was camping and running 4-watts to a wire antenna in a bush. After we finished I realized that I should have dropped from the 100 watts to 5 watts but never did. It would have been a very good MPW QSO.

While I am not a dedicated QRP guy, I do appreciate the QRP world and enjoy seeing what a few watts can do. In late 2019 and early 2020 I have even participated in a few NAQCC sprints. This was new to me. I plan to do some more of them in the future. I use a straight key routinely and presently it is a WW II German Baumuster. I collect Keys so can choose from many.

In late 2018 my wife and I retired to a new home on a mountain top in Unity NH where we could put up a better antenna farm and suffer far lower noise. It was a good choice and both of us have gotten new countries and/or band countries. We love the opportunity to play radio in peace any time we choose.





# NAQCC SPRINTS

**CURRENT MONTH'S SPRINT:** Our sprint this month will be on April 15, 0030-0230 UTC. That's the evening of Tuesday the 14th here in North America. Complete information about the sprint can be found at <http://www.naqcc.info/sprint/sprint202004.html>.

Complete sprint rules and instructions on how to submit your log can be found at [http://naqcc.info/sprint\\_rules.html](http://naqcc.info/sprint_rules.html). On that page you will also find information about the different computer loggers that are supported for our sprints. The membership data files for those supported loggers can be downloaded at <http://naqcc.info/contests.html>. **Please be sure to always get the latest membership data for your logger about a day before the sprint.** A complete schedule for our upcoming sprints can be found at [http://naqcc.info/sprint\\_sked.html](http://naqcc.info/sprint_sked.html).

**LAST MONTH'S SPRINT RESULTS:** For the first time since our special anniversary sprint in October we managed to hit the 100 submitted logs level for our March sprint. We were very consistently breaking through that level a few years ago but the rotten propagation that we have had the past couple of years has taken a significant toll. Maybe we are going to start turning it around but honestly, it's not really dependent on the propagation. Any of our participants in recent months will tell you that even with rotten propagation QRP/CW can still make contacts and our sprints are still a lot of fun. **So join in on the fun!** We would love to be able to break some of those old records that are shown in the table at the end of this section. Complete sprint results, including all of the soapbox comments, can be found at <http://www.naqcc.info/sprint/sprint202003.html>. High scores can be seen in the tables on the next page.

We would especially like to welcome our first-time regular sprint loggers and hope that they will return to participate often: VA2EO W2ITT W5SD

SWA STRAIGHT KEY CATEGORY			
Division	1st	2nd	3rd
W1	KN1H	NF1O	WB1GYZ
W2	WA2NYY	W2SH	KA2KGP
W3	K3JZD	KC3MIO	AK3X
W4	WG8Y	K4JPN	K4KBL
W5	W8WEU	N5GW	KE5YUM
W6	-	-	-
W7	KC7DM	KF7WNS	-
W8	AB8RL	WB8LZG	W8DXU
W9	NI9M	WB9HFK	W9CC
W0	N0TA	NN0SS	KD0V
Canada	VE9BEL	VA2EO	-
DX	-	-	-

SWA BUG CATEGORY			
Division	1st	2nd	3rd
W1	-	-	-
W2	-	-	-
W3	NN3E	-	-
W4	KJ4R	K3RLL	-
W5	NF5U	K5GQ	W5SD
W6	-	-	-
W7	N7QR	-	-
W8	N8XMS	K8NGW	-
W9	K9DRP	AA9L	-
W0	W0KFG	-	-
Canada	-	-	-
DX	-	-	-

SWA KEYER/KEYBOARD CATEGORY			
Division	1st	2nd	3rd
W1	KB1M	N2CN	W1ND
W2	WA1GWH	N2ESE	-
W3	NR3Z	KD3FG	KC3RN
W4	N4MJ	KU4A	N4SO
W5	N5AAS	-	-
W6	W6JIM	-	-
W7	K7TQ	-	-
W8	W8RTJ	WA8SAN	-
W9	KY0Q	AB9BZ	-
W0	K9OSC	K0EW	-
Canada	VE3GNU	VE3DQN	-
DX	-	-	-

GAIN CATEGORY			
KEY	1st	2nd	3rd
SK	-	-	-
BUG	-	-	-
K/K	K4BAI	NN9K	NR9E

FIRST TIME ENTRANT HIGH SCORE			
KEY	1st	2nd	3rd
SK			
BUG			
K/K	W2ITT	VA2EO	
SPRINT PRIZE DRAWING WINNER			
WA3FIR			

	Current Month	Previous Month	All-Time Record	Record Date
Logs	100	92	217	4/17
Participants	136	137	269	2/13
Total QSOs	1342	1071	3154	4/17
Hour 1 QSOs	790	555	1704	4/17
Hour 2 QSOs	552	516	1450	4/17
20m QSOs	26	0	1232	8/13
40m QSOs	885	408	2203	4/17
80m QSOs	431	663	1417	2/13
Avg QSOs/Station	13.4	11.6	19.3	9/11

**SPRINT HONOR ROLL:** We honor the following members for their outstanding participation over the years in our regular sprints. Exact counts can be seen at [http://naqcc.info/sprint\\_dates.html](http://naqcc.info/sprint_dates.html).

NUMBER OF SPRINTS	MEMBERS
50+	NU7T(SK) KB8FE K9OSC N4MJ KB0ETU N8LA K2YGM AA7CU K9EYT NQ2W KF7WNS KD3CA N2CN N8QY WY3H K6CSL WI5H NF5U KC7DM KC2EGL WK6L WA1GWH K4ORD AB8FJ WB4OMM VE5BCS(SK) AA0W W5UAA WA2FBN KB1M K2HT VE3DQN
75+	AK3X K4NVJ KB3AAG K4KRW VE3FUJ NO2D N0TA N8BB AA9L NA4O WD0K K6MGO KA9FQG KQ1P N5GW KN1H
100+	KE5YUM KD2MX K4JPN K1IEE KD0V WA2JSG N4FI W4DUK N2ESE WB8ENE WX4RM WG8Y W8SAN
125+	N8XMS K4BAI KU4A NF8M K3RLL
150+	W2JEK W2SH W9CC WB8LZG
175+	KA2KGP K3WWP



# NAQCC CHALLENGES

**CURRENT MONTH'S CHALLENGE:** If you think that the IMAX theater is a recent invention you should check out this month's alphabet challenge. In it you will find a list of words that are all related to the panoramic painting that was popular in the 1800s. Complete details can be found at <http://www.naqcc.info/challenges/challenges202004.html>

**NEXT MONTH'S CHALLENGE:** In May we can test our knowledge of famous addresses with a rather unique alphabet challenge that includes a lot more numbers than we usually have. It should be a lot of fun. Complete details and the list of words can be found at <http://www.naqcc.info/challenges/challenges202005.html>

Complete information about our challenges including a helpful tutorial on how to organize your work for an alphabet challenge can be found at <http://naqcc.info/challenges.html>. Detailed general rules for our challenges can be found at [http://naqcc.info/challenges\\_rules.html](http://naqcc.info/challenges_rules.html).

**LAST MONTH'S CHALLENGE:** The deadline for submissions for our March Chicago Taxi Wars Challenge is still a few days away. My guess is that the COVID-19 shutdown has probably given many members more on-air time so I expect that we will end up with more submissions than usual. You can see what has been submitted so far at <http://www.naqcc.info/challenges/challenges202003.html> and final results will be posted on that page shortly after the 10th of the month.

**CHALLENGE HONOR ROLL:** We honor the following members for their outstanding participation over the years in our monthly challenges. Exact counts can be seen at [http://www.naqcc.info/challenges\\_schedule.html](http://www.naqcc.info/challenges_schedule.html).

NUMBER OF CHALLENGES	MEMBERS
25+	W3IQ KU4A K9OSC KD0V WA2FBN WI5H NF1U WY3H N1JI VE3HUR G3JFS N1LU KJ4R KD2MX AK3X VE3DQN KA5PVB AH6AX WB4OMM KB1M
50+	PA0XAW VE3FUJ NU7T(SK) N9SE PA9CW
75+	
100+	K1IEE K1YAN
125+	N8XMS W2JEK
150+	K3WWP





# NAQCC AWARDS

We have an extensive list of awards that you can earn. Complete details can be found at <http://naqcc.info/awards.html>.

## FEATURED AWARD: FRIENDSHIP CLUB AWARD

This month we feature our Friendship Club Award where the goal is to work, and get to know, your fellow club members. The basic award is earned with 200 points and there are endorsements for earning additional points beyond that level. A QSO with a member consisting of RST, QTH, NAME, RIG, WX, and NUMBER is worth 1 point. A sprint QSO is worth 2 points. But a rag-chew kind of QSO with a member where you learn at least one additional piece of information about the person beyond the 6 items listed above will earn you a whopping 4 points. A QSO with club call N3AQC or one of our N#A stations during our anniversary celebration is worth 5 points. You can find complete details about this award at [http://www.naqcc.info/awards\\_workedmembers.html](http://www.naqcc.info/awards_workedmembers.html). You will also find on that page a link to a tutorial on how you can use GenLog to help keep track of your point progress.

## RECENTLY ISSUED AWARDS:

### 1000 MPW AWARD

0551	DL3IAK	N3RD	-	7,920	03/16/20	Carolina Windom @30'
0550	AL7RS	F6HKA	-	3,809	03/09/20	Cage dipole

### DXCC AWARD

0022	-	K4KBL		03/29/20		OCF Inverted V @45'
------	---	-------	--	----------	--	---------------------



# NAQCC QRS/QRQ NETS

We have a number of nets (QRS = slow speed, QRQ = higher speed) designed to help people build up their CW operating skills. Complete information about these nets can be found at [http://naqcc.info/cw\\_nets.html](http://naqcc.info/cw_nets.html). Questions should be directed to Net Manager Mark, W8EWH.

## NAQCC NET SCHEDULE

Net	Local Time	UTC	Freq +/-	Primary NCS
FarnsWord QRQ Round Table Nets (FRN)	Sunday 5:00 PM PDT 8:00 PM PDT Tuesday 7:00 PM PDT	Monday 0000 Z 0300 Z Wednesday 0200 Z	5348 KHz ch2 3556 KHz 7046 KHz	60m JB, NR5NN (in CA) 80m Rick, N6IET (in CA) 40m Rick, N7HRK (in MT)
East Texas QRS Net (ETN)	Monday 7 PM CDT	Tuesday 0000 Z	7068 KHz (Summer) or 3568 KHz (Winter)	Allen, KA5TJS (in TX)
Midwest QRS Net (MWN)	Monday 7:30 PM CDT	Tuesday 0030 Z	7031 KHz	Bob, W0CC (in KS)
Rocky Mtn Regional/Continental QRS Net (RMRc)	Tues/Thurs 10 AM MDT	Tues/Thurs 1600 Z	7062.5 KHz	Dale, WC7S (in WY)
Pacific Northwest 80 m QRS Net (PNW80)	Thursday 6 PM PDT	Friday 0100 Z	3556.5 KHz	Stewart, KE7LKW (in WA)
West Coast QRS Net (WCN)	Friday 6 PM PDT	Saturday 0100 Z	7062 KHz	Mike, N6MST (in CA)

**Note:** On the rare occasions that there is a conflict between one of our scheduled nets and one of our regular sprints the sprint will take precedence.

## NET CONTROL STATION REPORTS

### NAQCC FarnsWord QRQ Round Table Nets (FRN)

Sunday evenings 5:00 PM PDT, which is Monday 0000 UTC, on 5348 kHz (Ch 2)  
 Sunday evenings 8:00 PM PDT, which is Monday 0300 UTC, on 3556 kHz +/-  
 Tuesday evenings 7:00 PM PDT, which is Wednesday 0200 UTC on 7046 kHz +/-  
 60m NCS - JB NR5NN (CA); 80m NCS - Rick N6IET (CA)  
 40m NCS - Rick N7HRK (MT)

The NAQCC FarnsWord QRQ CW round table nets ...

... promote head copying skills while encouraging participants to send good, properly-spaced code at between 21-25 wpm. We typically go two rounds after check-ins, including signal reports and topical commentary about the weather, recent contests or other CW events, antenna experimentation and/or catastrophes, and HF portable CW operations.

Anybody who can copy and send at least 15 wpm is welcome to participate – you don't have to be a member of NAQCC.

Because of the multiple round-table nature of our net, it's best if we all are able to copy each other, which means sometimes going QRO. It also means occasionally moving net times seasonally to take advantage of NVIS propagation conditions and times.

Below are the lists of stations who checked into each net, each week. Dates are UTC.

FRN/60 FarnsWord QRQ Round Table Net QNS - JB NR5NN NCS  
 Sunday 5pm PDT (Monday 0000 UTC) on 5348 kHz (Ch 2)

- Mar 02 - QNS (8) NR5NN NCS, K6JJR, AI6SL, N6IET, KW6G, KE6EE, K6GVG, N6VN
- Mar 09 - QNS (4) NR5NN NCS, K6GVG, KW6G, KE6EE
- Mar 16 - QNS (7) NR5NN NCS, AI6SL, K6JJR, K6GVG, N6IET, WU7F, KE6EE
- Mar 23 - QNS (9) NR5NN NCS, K6GVG, N6IET, K6GVG, AI6SL, KE6EE, N6VN, K6JJR, KB7KY
- Mar 30 - QNS (8) NR5NN NCS, WJ7S, N6VN, K6GVG, AI6SL, N6IET, KE6EE, AI6U

FRN/80 FarnsWord QRQ Round Table Net QNS - Rick N6IET NCS  
 Sunday 6pm PDT (Monday 0100 UTC)\* on 3556 kHz ±

- Mar 02 - QNS (8) N6IET NCS, K0DTJ, K6JJR, AI6SL, NR5NN, K6GVG, KW6G, KE6EE
- Mar 09 - QNS (8) N6IET NCS, K6JJR, KW6G, NR5NN, KE6EE, K6GVG, KH2EE, N6KIX
- Mar 16 - QNS (8) N6IET NCS, KW6G, K6JJR, K6GVG, NR5NN, KE6EE AI6SL
- Mar 23 - QNS (8) N6IET NCS, NR5NN, K6JJR, KE5EE, AI6SL, K6GVG, KB7KY, KW6G
- Mar 30 - QNS (6) N6IET NCS, AI6SL, K6JJR, K6GVG, KW6G, NR5NN

\* New FRN/80 time for April is Sunday 8pm PDT (Monday 0300 UTC).

Commentary

The new FRN/80 time gives participants a chance to squeeze Sunday evening dinner in between FRN/60 and FRN/80 while maintaining NVIS conditions and reducing D-layer absorption on the 80-meter net (less sunlight, less attenuation).

We welcome the return of FRN/40 under the competent fist of Polar Bear Rick, N7HRK/m. Rick says he'll start his net at 23 wpm and go up from there. He operates from his Buick, usually parked in his driveway, which sports a home brew 12-foot tall whip with a loading coil that's bigger than my thighs.

There will be nights when nearby stations won't be able to copy each other on 40 meters (no NVIS), but Rick's remote QTH should allow most California stations to copy him, and vice versa. He always brags about having a background noise level of S-zero, and he has a good ear to match his excellent fist!

I want to congratulate one of our regular participants, Mike Ferro, KE6EE on his new vanity call sign - W6MK. We love it, Mike!

=====

**NAQCC East Texas QRS Net (ETN)**

Monday evenings 7:00 PM CDT, which is Tuesday 0000 UTC, on 7068 kHz +/- (Summer) or 3568 kHz +/- (Winter)  
 Main NCS - Allen KA5TJS (Texas)

3/3/2020 QNI(4) NCS KA5TJS KE5YUM KE5YGA N4NN

Signals were very good last night with Terry at 599 and 9 watts. Andy and Allen were also good but I had a lot of QRN here at the home QTH and a digital station fired up on us rite in the middle of the net. We will start out on 40 meters next Monday due to the time change and see how that works. If no QNI's I will make a second call back on 80 meters.

3/10/2020 QNI(3) NCS KA5TJS KE5YGA N4NN

We started on 7068 kHz and I got Andy and Allen. After Allen's first comments we got huge SSB QRM. I could not hear anything and sent a QSY dwn 1 but no one could copy. We agreed to try 3568 kHz after the 40 meter call and I got Allen 579 with QSB. I guess not a bad start for DST!

3/17/2020 QNI(4) NCS KA5TJS KE5YGA KE5YUM N4NN

Well 7068 kHz was a total washout! I Just heard N4NN 349 and caught a QSY to 80 from someone, then again a digital station fired up rite on top of the net. I went to 3568 kHz at about 01:07z and picked up all three stations with very good signals, some 599. Two of the three were running QRP so that was great propagation. Sure wish we could get it every week!

3/24/2020 QNI(4) NCS KA5TJS KE5YGA KE5YUM N4NN

Well, we finally completed a net session on 40 meters! Signals were pretty good. YGA was 599 QRO and YUM and NN were 549/539 respectively. Only had a little QRM at the tail end when I was working YGA. The QRN level was low here in ETX which helped a lot. We did not try for a session on 80 meters last night due to good signals on 40. I will continue to try 40 meters first and go to 80 meters if conditions warrant the try.

3/31/2020 QNI(3) NCS KA5TJS KE5YGA N4NN

I called on 7068 kHz and got Allen N4NN at 569. We managed a short QSO and then went to 3568 kHz and picked up Allen and Andy KE5YUM at 599. Allen was about the same signal level but the QRN was worse down there. Guess we will keep this up until the propagation stabilizes on one band or the other.

=====

**NAQCC Rocky Mountain Regional/Continental QRS Nets (RMRc)**

Tuesday and Thursday mornings 10:00 AM MDT, which is 1600 UTC on 7062.5 kHz +/-  
Main NCS - Dale WC7S (Wyoming)

(Note new time starting April 1)

No Report This Month.

=====

**NAQCC MIDWEST QRS Net (MWN)**

Monday evenings 7:30 PM CDT, which is Tuesday 0030 UTC, on 7031 kHz +/-  
Main NCS - Bob W0CC (Kansas)

03/02/2020 QNI W0CC

QRN S-8 Heard nearby QSOs so shifted up and down 0.5 KHz but to no avail.  
Next week the bands will be better.

03/09/2020 Did not get home from work in time. Looking forward to 03/16!

03/16/2020 - No Report

03/23/2020 - No Report

03/30/2020 - No Report

Because of my employment situation, I am, currently, on the "front line" which has made a significant demand upon my schedule; however, I will try to make all of the NAQCC - MWN calls that are humanly possible.

=====

**NAQCC West Coast Net (WCN)**

Friday evenings 6:00 PM PDT, which is Saturday 0100 UTC on 7062 kHz +/-  
Main NCS - Mike N6MST (California)

Net Suspended until further notice.

=====

**NAQCC Pacific Northwest QRS 80 Meter Net (PNW80)**

Thursday evenings 6:00 PM PDT, which is Friday 0100 UTC on 3556.5 kHz +/-  
Main NCS - Stewart KE7LKW (Washington State)

03/06/2020 PNW QNI (8) NCS KE7LKW, WB4SPB, K7GND, WB7WHG, K7JUV, KG7JEB, W7ANM, AD7BP

03/13/2020 PNW QNI (9) NCS KE7LKW/7, WB4SPB, K7GND, WB7WHG, K7JUV, KG7JEB, W7ANM, AD7BP, N7KC

03/20/2020 PNW QNI (9) NCS KE7LKW/7, WB4SPB, WB7WHG, K7JUV, KG7JEB, W7ANM, AD7BP, K7YEM, N0DA

03/27/2020 PNW QNI (9) NCS KE7LKW, WB4SPB, WB7WHG, K7JUV, KG7JEB, W7ANM, AD7BP, K7YEM, K7KC

=====





# HAM QUIPS



Dick Sylvan, W9CBT, #2062, has been a QRP/CW operator for a long time. He is also a very accomplished ham radio cartoonist and his work has appeared previously in the K9YA Telegraph newsletter. His book "HI HI - A Collection of Ham Radio Cartoons" is available at [www.lulu.com](http://www.lulu.com).

## MORSE TIPS & QUIPS



"There Are Many Different Types Of Keys"



# NAQCC CHAPTER NEWS

The North American QRP CW Club currently has six local chapters - Western Pennsylvania, West Florida, Illowa, Downeast Maine, Long Island, and Florida - but we would be more than happy to expand on that list. Chapters are more or less independent local gatherings organized by NAQCC members in a geographical area and subject to a list of guidelines from the NAQCC. They provide opportunities to have fun and to promote our parallel passions of QRP and CW. If you are interested in forming a local chapter please contact Club President Paul, N8XMS.

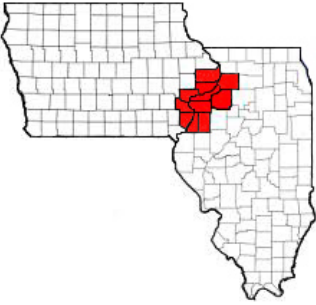
If your chapter is planning a portable operation activity and would like to have it promoted on the club email list or in the newsletter, send an email with the subject "NAQCC Portable Operation" and with the exact wording of the announcement to Vice President John, N8ZYA, at the email address listed on the last page about a week before the operation. Please be sure to include the UTC time for the event and not just the local time.

A report about your chapter activity should appear here. Please send them to KD2MX or N8XMS at the email addresses listed on the last page.

NAQCC chapters located in the United States are welcome to use the NAQCC Club call, N3AQC for their special operations. Please contact call sign trustee Paul, N8XMS, to schedule the use of N3AQC.

Chapter Reports Begin On The Next Page

## NAQCC ILLOWA CHAPTER



Items in this section are from the Illowa Chapter unless otherwise credited. Questions and comments should go to Tim, N9BIL.

The Illowa Chapter operates in the “Quad Cities” area of Davenport, IA / Moline, IL.

The Illowa Chapter website is at <https://sites.google.com/site/naqccillowa2/>.

The Illowa group had a monthly chapter meeting on March 19<sup>th</sup>. Attending remotely were N9BIL, NN9K, NI9M, KONIA and N9YPN all attending via “Google Meets”.

Many topics were discussed including:

- Using Google Meets as our go to meeting place during the current COVID-19 pandemic.
- Participation in the upcoming Sasquatch Stomp
- EFHW 8010 Antenna
- Field Day plans and options.


## NAQCC LONG ISLAND CHAPTER



Items in this section are from the Long Island Chapter unless otherwise credited. Questions and comments should go to Howard, WB2UZE.

No report available.

## NAQCC FLORIDA CHAPTER



Items in this section are from the Florida Chapter unless otherwise credited. Questions and comments should go to Nikki, KM4SBQ.

The Florida Chapter website is <http://wb4omm.com/naqcc-fl-chapter>.

No report available.

## NAQCC WEST FLORIDA CHAPTER



Items in this section are from the West Florida Chapter unless otherwise credited. Questions and comments should go to Ron, N9EE.

The chapter's web site is at <https://www.facebook.com/groups/967110089994401/>.

No report available.

## NAQCC WESTERN PENNSYLVANIA CHAPTER



Items in this section are from the Western Pennsylvania Chapter unless otherwise credited. Questions and comments should go to John, K3WWP.

No report available.

## DOWNEAST MAINE CHAPTER



Items in this section are from the Downeast Maine Chapter unless otherwise credited. Questions and comments should be directed to Jeff, KA1DBE.

The chapter is located in the Hancock and Washington counties area of Maine.

No report available.



# MEMBER SUBMISSIONS



This section is a forum for you to tell other members what you've been up to on the ham bands or to submit a short article dealing with some aspects of CW and QRP operation or equipment. Just about anything that would be of interest to our members would be welcomed. Send your items to our News Editor Paul, KD2MX.

**DISCLAIMER:** Any views expressed in this section are those of the submitting member and may or may not be those of the NAQCC or its officers.

From Joe, KW1K, #7862 —



From Jerry, VE6CPP, #5697 —

Rx this via e mail from the SOC..

Temporary Ham Radio Q-Codes for our times:

QLD: I am locked down.

QUA: I am quarantined.

QPD: I am in the middle of a pandemic.

QTP: I have toilet paper. Want to trade for a new car?

QFC: I am flattening the curve.

QHG: I need a hug.

QSH: I am sheltering in place.

QHS: I have hand sanitizer. Want to trade for two new cars?

QSD: I am observing social distancing.

QCV: I hate Coronavirus

from WØAIB via his ham radio emailing list.



# NAQCC CLUB INFORMATION

## STATEMENT OF PURPOSE

From former NAQCC President Paul Huff, N8XMS

Amateur radio has something for everyone. SSB, FM, AM, the digital modes, and QRO power levels all have their place in this great hobby and we certainly recognize the importance of these modes as well as the enjoyment that they give to many. But for a growing number of hams the challenge of *“doing the most with the least”* makes QRP (and QRPp) CW operating the greatest thrill available in amateur radio, and the North American QRP CW Club exists to promote this exciting facet of the hobby. As part of our focus we also encourage, but do not limit operators to, the use of simple wire antennas.

The NAQCC provides numerous opportunities for hams to enjoy QRP/CW operating. For contester types we have a popular monthly 2-hour sprint that runs at relatively low CW speeds and at a fairly relaxed pace. Three special sprints also take place during the year for 160-meter and QRPp operators. For a month-long activity we offer our members a Monthly Challenge that can be anything from forming a list of words from the calls of stations worked, to making a prescribed number of contacts using home-brew gear. There is also an extensive awards program to recognize the significant QRP/CW accomplishments of our members.

We also serve as a resource for people who are just getting started in QRP and/or CW. Our slow-speed CW nets are a great place for beginners to practice Morse code under real on-air conditions. Beginners will also find a wealth of helpful information on our club website and we are more than willing to try to answer any questions about QRP and CW that you might have. An extensive monthly newsletter is filled with useful projects and news from fellow QRPers.

A number of local NAQCC Chapters offer opportunities to get together for in person socializing and QRP/CW activities. Portable operations are especially popular with the local chapters.

Whether you are a veteran ham radio operator who is looking for a new challenge in the hobby, or a beginner who is intrigued by the possibilities of QRP/CW communication, we cordially invite you to join us. Membership is free and the benefits and fun are significant.

The North American QRP CW Club was founded in 2004 by WY3H and K3WWP and now has over 9500 members world wide. Membership is free and anyone interested in CW/QRP operating is welcome. Complete information about the NAQCC, including a membership application, activities schedule, and useful resources, can be found on our website at <http://www.naqcc.info/>. Inquires can also be sent to

Club President Steve Szabo, WB4OMM  
536 Central Park Blvd  
Port Orange, FL 32127  
USA



Additional contact information can be found on the next page.

<b>NAQCC CONTACTS</b>		
<b>NAQCC President</b>	Steve - WB4OMM	sszabo1@cfl.rr.com
<b>NAQCC Treasurer</b>	Jerry - K4KBL	naqcc3@gmail.com
Newsletter Editor	Paul - N8XMS	paul142857@gmail.com
Downeast Maine Chapter	Jeff - KA1DBE	ka1dbe@arrl.net
Florida Chapter	Nikki - KM4SBQ	nickies1130@aol.com
Western Pennsylvania Chapter	John - K3WWP	jsk3wwp@windstream.net
Illowa Chapter	Tim - N9BIL	n9bil@arrl.net
West Florida Chapter	Ron - N9EE	n9ee@tampabay.rr.com
Long Island Chapter	Howard - WB2UZE	wb2uze@yahoo.com
Help For Beginners	Brion - VE3FUJ	ve3fuj@wightman.ca
Member Submissions Member Spotlight	Paul - KD2MX	kd2mx@arrl.net
NAQCC CW Nets	Mark - W8EWH	mark.yergin@gmail.com

NOTE: These email address are not automatic links.  
They are given here in graphic form to avoid harvesting by spambots.

#### REPRINT POLICY

Unless otherwise stated in the article, local clubs and other ham radio organizations are free to reprint featured articles from this newsletter, provided appropriate credit is given to the North American QRP CW Club and the author of the article. If at all possible a link to the club website at <http://www.naqcc.info/> should be included.