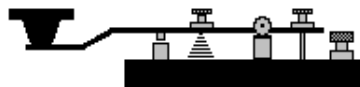


# NAQCC NEWS

ISSUE 261 MARCH 2020



## KEY CLICKS

- **JERRY PEREIRA, K4KBL, TAKES OVER AS CLUB TREASURER.** After many years of dedicated service John, N8ZYA is retiring from his Club Treasurer and Vice President position. We certainly thank him for all of the great work that he has done in this important job. At the same time we would like to thank Jerry, K4KBL, for volunteering to take on the Treasurer job. (You can read messages from both of these gentleman elsewhere in this issue.) With this transfer also comes some minor changes in our donation process that you can read about in the last item in this section.
- **WG8Y AND WA8SAN HIT 100 SPRINTS.** Both Mark, WG8Y, and Mike, WA8SAN, participated in their 100th regular monthly sprint in February. They join 22 other members who have achieved this excellent mark. You can see the complete list of “Old Timers” on our prizes page at [http://www.naqcc.info/main\\_giveaways.html](http://www.naqcc.info/main_giveaways.html).
- **NAQCC 16TH ANNIVERSARY CELEBRATION IN OCTOBER.** Plans are underway for our club’s 16th anniversary celebration the week of October 11. Our special event callsign, N3A, has already been reserved and later this summer we will start to recruit volunteers to put it on the air. So mark your calendar and watch this space for further announcements.
- **ARTICLE CACHE GETTING THIN.** My supply of feature articles for the newsletter is starting to dry up and I’m looking for new items to publish. Do you have something that you could share? Perhaps a report about a portable outing, a review of a new piece of equipment, a description of a recent home-brew project, or just about anything that is QRP/CW related. We can use shorter items in our Member Submission section and longer items can be used as featured articles. I can work with just about any file type and will do all of the formatting and editing required to fit it into the newsletter. So please share your story and claim your “15 minutes of fame.”
- **NEW FLORIDA CHAPTER CONTACT PERSON.** Our club President, Steve WB4OMM, keeps very busy juggling a lot of different chainsaws. He has now passed one of those jobs to Nikki Smith, KM4SBQ. Nikki is the new contact person for our local Florida chapter. You can find her contact information on the *Contacts* page of this newsletter.

### IN THIS ISSUE

<i>Key Clicks</i>	1
<i>The Pres Sez....</i>	3
<i>Messages from N8ZYA and K4KBL</i>	4
<i>QRP Adventures From The Florida Keys</i>	6
<i>Member Spotlight</i>	10
<i>Sprints</i>	12
<i>Challenges</i>	15
<i>Awards</i>	17
<i>CW Nets</i>	18
<i>Ham Quips</i>	22
<i>Chapter News</i>	23
<i>Member Submissions</i>	33
<i>About The NAQCC</i>	35
<i>Contacts</i>	36

- **NEW NEWSLETTER EDITOR WILL BE TRANSITIONING IN.** This is very late-breaking news, and we will have more details as time goes by, but Brent Minchey, WT4U, is helping me continue my travel down the retirement road by agreeing to take over the editing of this newsletter. I have been the editor since the July 2013 issue and I am looking forward to taking a break. **I am very thankful to Brent for his willingness to take over this important work.** We don't have an exact transitioning time frame worked out yet but it will probably happen over the next couple of months. - Paul, N8XMS
- **CHECK OUT OUR MONTHLY POLLS.** Jerry, VE6CPP, puts up an interesting poll on our club website each month. **This months poll is especially important and actually contains a follow-up 2nd question.** You can cast your vote in the current poll and see past poll results using the links on the main club page <http://www.naqcc.info/>. The more people that cast a vote, the more interesting the results.
- **THANK YOU FOR THE DONATIONS!** A big "THANK YOU" goes out to everyone who has made a recent donation to the NAQCC treasury. The NAQCC has no membership dues and we depend on your generous donations to cover our operating expenses. If others would like to help out with a donation there are two ways that you can do it. The first way is to use *PayPal* to electronically send your contribution to Club Treasurer Jerry Pereira, K4KBL, using the special address "*naqcc3 [AT] gmail [DOT] com.*" Squeeze those two words into the standard symbols. To avoid any additional fees please be sure to check the box that says "*I'm sending money to family or friends.*" Also please add a note indicating that this is a donation to the NAQCC and include your call sign. The second way to make a donation is to mail a check or money order made out to *The North American QRP CW Club* and send it to *Jerry Pereira, 778 Brentway Ct., Lilburn, GA 30047.* Assuming that we have your correct email address on file, your contribution will be acknowledged by email with a carbon copy sent to a second club officer as a "check and balance."



**Remember to spring forward on the 8th!**

# THE PREZ SEZ.....

Greetings NAQCC Members! During the first week of January, I began the tedious task of confirming the various members filling NAQCC "positions" - and as of this month, the list is just about complete. Look for a new "Contacts" page on the web and in this Newsletter in the coming weeks.....

A huge, "**THANK YOU**" and congratulations to the following folks:

After many years of performing the Treasurer's task, John Smithson N8ZYA #2279 has officially "retired". KUDOS to him for all of that time and effort. Thank you, John, for the work you have done for NAQCC! (See John's item in this Newsletter).

New Treasurer Jerry Pereira K4KBL #8806. Jerry has already established a new bank account, and a PayPal account ([NAQCC3@gmail.com](mailto:NAQCC3@gmail.com)). He'll be working to make our "money trail" transparent and accountable for our future financial efforts! (See Jerry's item in this Newsletter).

New Webmaster Ron Potter AG1P #9138. Ron will "take the helm" of coordinating the herculean task of updating and enhancing our web presence. Be patient while our group of IT gurus work to make our presence easier to navigate and more visually pleasing!

New Facebook Manager Rich Carpenter N2RIC #9387. Rich will be looking for an "alternate".

New Nets Manager Mark Yergin W8EWH #9622. Mark will begin the task of supporting and coordinating our various nets.

Polls - This month - about interest in NAQCC "weekend activity". **I BEG YOU TO TAKE AND SUBMIT THE MONTHLY POLLS!!** Last month, we had 142 poll responses. A puny number when you consider our 10K plus membership! Please vote! Your responses count!!

I am still looking for a "volunteer" to lead a Non-Profit Status Committee (maybe we have an attorney or CPA member out there?). Zip me an e-mail if you can assist with this ([sszabo1@cfl.rr.com](mailto:sszabo1@cfl.rr.com)).

Don't forget Daylight Saving Time on March 8, 2020 at 2:00 AM.....

Stay warm, stay safe, and get radio-active!

**72/73!**

**Steve Szabo WB4OMM #5913**

**NAQCC President**



***A little bit of QRP on a wire goes a long way!***



# MESSAGES FROM N8ZYA AND K4KBL

## FROM OUTGOING VP/TREASURER JOHN N8ZYA...

My Dear NAQCC Members,

The last several years have been a tough time for me. One of my prefaces in life has been "family comes first" concerning the radio hobby.

I am at that point now.

Due to medical reasons I will be turning over my Club Treasury work to **Jerry Pereira K4KBL** and also stepping down from my Vice President position. I have severe pain in my lower back which can only be repaired by a good neurosurgeon.

I also need to spend more time with my family. A brief summary of the last couple of years can be viewed on my radio blog: [The N8ZYA Radio Blog](#)

It's been a pleasure to be part of the administration of the NAQCC Club. I sincerely believe this club is the very best of its type anywhere world.

Please send your financial donations in support of the club to the new PayPal account via NAQCC3 [at] gmail [dot] com.

Sincerely Yours,

John Smithson N8ZYA  
NAQCC # 2279

## FROM NEW CLUB TREASURER JERRY K4KBL...

My amateur radio enthusiasm began about 60 years ago while at a Boy Scout meeting in the basement of a local church in Milford, MA. The scoutmaster demonstrated a code oscillator and began sending code at about 20 wpm! I was mesmerized and as they say, "the rest is history".

I was first licensed in 1958 as KN1JIR then K1JIR with a general ticket. College and Vietnam interrupted radio for several years as did family and children.

A move to Virginia Beach resulted in an Advance class ticket and a new call, K4KBL, and the need for new equipment. A Kenwood TS-520, SB200, and a 3-element beam on a home brew tower was the order of business.

I became the QSL manager for OE5CA/YK on the Golan Height Syria. The mailman was not my friend for more than a year.

After about 5 years, another employment move brought us to Atlanta. I sold all the above equipment and was off the air for about 5 years.

I purchased a TS-570D and used wire antennas to eventually confirm 338 entities. However, the "fire in the belly" was gone to some extent. I needed a spark (no pun intended) and QRP was clearly the answer.

Over the last few years I purchased an Elecraft K1 and an LNR MTR3B. I've worked "WAS" and "WAC" and 4 shy from DXCC QRP. Having "fire in the wire" was fun again. Working DX with a few watts is truly exciting. I joined NAQCC, SKCC, and QRP/ARCI and have not had a microphone in my hands in years.

After more than a year as the administrator for the NAQCC Facebook page and regular participation in NAQCC Sprints and challenges, the QRP CW world has become my radio mainstay.

Recently, I was asked if I would consider taking over the NAQCC treasurer responsibilities, a position held by John Smithson, N8ZYA. John maintained the VP/ Treasurer job for many years and he has been a wealth of information in the transition.

In closing, I've been in a number of radio clubs over the past 60 years, but none more rewarding than the NAQCC. I'm truly honored to be a part of the NAQCC administration and will do everything possible to complete my tasks in a timely and professional manner. As we move forward, please don't hesitate to offer suggestions and ideas. We all can learn from each other and become better for it.

Best 72'  
Jerry- K4KBL



# QRP ADVENTURES FROM THE FLORIDA KEYS

BY GREGG, WB8LZG

I spent a lot of time as a kid in the Florida Keys. The XYL and I actually met there over 40 years ago, and it's still a favorite vacation destination for us today. My parents have a home on Geiger Key, perfect for the ham, right on the ocean. We had the opportunity to get out of the cold for a bit, so we packed up the suitcases and set out to enjoy some fun in the sun.

Naturally the Ham gear went along too. Over the years, I have put together a small ditty bag that has all the necessities for getting on the air. This includes a Yaesu FT-817 xcvr, key, Elecraft T1 QRP tuner, coax, cables, and a spare gel-cell battery. Also included in the bag are several nuts and bolts, screws of various sizes, spare fuses, some nylon twine, paper and pencil, coax jumpers, and a few BNC to PL259 coax adapters. I like to be prepared, and you just never know what may be encountered on a "holiday style" portable operation. I tried to miniaturize everything I could for space and weight savings. The one exception was my key. I had tried a few portable and small QRP style keys on many previous ops, but all were less than stellar under actual use. So now I take along a full size Vibroplex paddle, even though it is the heaviest item of the "go kit". It's hard to make good QSO's when the guy on the other end can't read your code!

The antenna for the portable operations is a home brew critter, sort of a hodge-podge thing made up of old Hamstick elements, Hustler parts, 2 aluminum rods, and a "radial package" that rolls up into a small sack. I fabricated a "custom homebrew" clamp mount, borrowed from an old CB "trucker" mirror clamp, that allows me to attach the antenna to a variety of surfaces. The whole kit n kobottle is light weight and quite compact. Perfect for the QRP traveler. (not to mention that it meets XYL approval)

After a couple days of settling in, I broke out the antenna gear and proceeded with the aerial setup. I clamped the antenna mount on to the railing that runs around the back porch and connected the 4 radials. Then I assembled the vertical element and fastened it down "hand tight" for easy take down. The radials were stretched out below and run right to the edge of the salt water. I had clear ocean view on 3 sides, with a straight shot to Cuba to the south, Africa to the east, and Texas to the west. As I unrolled the coax to make the connection to the rig, I had visions of world-wide DX awaiting! I hastily pulled out the rig and connected the plug to the back. The speaker "jumped" to life as the power switch was pressed, and I was rewarded with the beautiful music of Morse as I tuned the VFO across the band.

Everything seemed to be going good. Too good. Enter Murphy ! It seems that wherever I go, my Ol' pal Murphy is following close behind.

The FT-817 is a FB rig but has a small battery that doesn't last very long. I've added an external 7 amp/hr gell cell that plugs in the back to supplement the power. To save size and weight, I had recently replaced the Plug n Cord that connects the battery to the back of the rig. I used an old, untested power plug. Big Mistake ! I had plugged it into the power receptacle before assembly, and it fit, so I soldered it up, thinking I was good to go. Only to find out that it was ever so slightly different from the one required, and didn't make solid contact on the sleeve within. My joy quickly turned to despair as I searched the sack hopelessly for a remedy. Not to be outdone by my own stupidity and a bad plug, I kicked in the old Ham ingenuity. I pulled the thin metal wire out of a bread tie and stuck it into the power receptacle at the same time as pushing the plug in, so as to make a better electrical connection. I made the connection alright. This immediately blew the fuse. I replaced the fuse. I put in my only spare fuse, and plugged the connector in again, slightly different. I got a good circuit that time and saw 12 volts on the rigs voltmeter.

Thought I had it solved until I bumped the rig and blew the fuse again. No more fuses. I mumbled a few choice words to myself as I contemplated the next “fix”. I was on the right track, I just needed to be more careful about how far in I pushed the bare wire into the power plug. Desperate for a solution, I pulled out the jack-knife and cut off the fuse holder. No turning back now! A quick “jury rig” on the bare wires from where the fuse was, and I was ready to try again. I VERY carefully inserted the bare wire and the plug back into the socket. As I turned on the rig again, I didn’t know if I was going to get “smoke” or success. Yes ! The meter showed 12 volts and the rig was playing ! Ham ingenuity triumphs! The circuit was still a bit intermittent, so I had to move the cable to the “sweet spot” and I secured it there with tape.

Just when I thought I had things working good, Murphy reared up again! The T1 tuner had not been used or tested in over a year. I had neglected Elecraft’s advice of storing the battery backwards so it couldn’t be turned on by mistake. The go bag was packed so tightly that it had pressed the T1 tuner switches. The 9v battery in it, DEAD ! Oh well, my QSOs would have to be confined to 40M until I had a chance to go to town for a replacement.

The SKCC week-end sprint was in full swing, so I “jumped in” and made several good QSO’s at 2 watts on 40 meters. My return signal reports of 419, 539, and 439, caused me some concern though. I felt that my antenna setup could be a bit better.

Next morning I went to the store and purchased a new 9v battery for the T1, and then set my sights on improving the vertical.

I have found from experience, that many times I can get a vertical to “play better” simply by moving it a bit, or raising the feed point up a few more feet. I unbolted the CB mount and re-attached it to an old 2 by 4 that I found in the shed. The vertical was remounted in the same spot, but now I had the feed point as high as the roof line. I lashed the 2 by 4 to the porch rail with my handy roll of twine, and I was ready to try again. I fired up the rig, tuned the T1 tuner, and answered a CQ. I was rewarded with a 559 report from a ham in PA. The next QSO, also with PA, gave me a 579, so my effort moving the vertical’s feed point apparently worked.




( The 1<sup>st</sup> location of the vertical, looking to Cuba to the south. )



( Modified 2x4 mount looking east to Africa. )



( Relaxing with a cup of java. )



( The holiday style setup. )



The next morning I was up a bit early and turned on the rig to see if 20m was open to Europe. The band was in good shape, so I answered DL1REM, Frank, who gave me a 339 into Germany. I called several other stations and was rewarded with some good QSO's from across the pond.

G4, SV1, F6, IK1 along with YV5 and HC2 to the south all made it into the log.

That same evening after dinner, I scanned 40M and had a nice conversation with K2TTP in New York. Jim was running 500 watts. Roughly 100 times the power I was running at 5w. His Mosley CL-36 was a big help to be sure. A quick run up n down 40 showed many South American stations loud and clear. A CE2 was running em contest style. For grins, I threw my call into the fray. Sure enough, he comes back to me with a 5NN. Of course I returned the 5NN TU, with a smile. Then topped it off with an HC2 and YV4 ! Not to shabby for a handful of watts and a spare parts vertical. Still the big test was yet to come. I had brought the rig along mainly for the purpose of getting in on the November NAQCC sprint. Yes working some DX was a plus, but the sprint was the objective. I dug out a car battery charger in the shed and put the gell-cell on charge for a little more juice. I wanted to squeeze every precious milliwatt out of the rig that she would give, and didn't want the battery to "go south" in the middle of the sprint.

At the start of the sprint 20M was dead. 40M was noisy yet quite a few peanut whistles were heard calling CQ NA. I managed 7 QSO's in a little over an hour. Some were barely above the noise, and some were loud n clear. N5GW, Gene had the big signal of the night. I didn't hear anything west of the Mississippi, but worked NB1M in N.H. for the longest contact. I was happy to work N8XMS back home in Michigan too. Paul and I live too close together to work each other regularly in the sprints, so it was a plus to put him in the log. After an hour of fighting the noise levels, I pulled the plug early.

Next morning I fired up the rig to see if 20m was open. The band was wall to wall signals! None of the stations in Europe could hear me, but seemed like all of the Caribbean was listening. I had good QSOs with FS/VA3, a Canadian in St. Martin, PJ2 in Curacao, PJ4 in Bonair, and a VZ6 in Antigua. Great way to finish out my portable operation before I had to start packing it at up again to get ready to return home. A quick glance through the log showed some very successful vacation ops. About twice as many contacts as my previous operation from a few years earlier.

The only thing left to say? Where to next?

73, Gregg WB8LZG/4



# MEMBER SPOTLIGHT



Each month one of our members is randomly selected and asked to share their ham radio biography with all of us. Questions or comments should go to Paul, KD2MX.

DISCLAIMER: Any views expressed in this section are those of the submitting member and may or may not be those of the NAQCC or its officers.



**KEN GIES, KN2G, #4886**

Hi there! My wife Jill, KC2YLE, of 28 years and I live in central New York on 15-acres in a mobile home with a small barn containing my draft ponies and a few goats and rabbits. We are happy empty-nesters having successfully evicted four functional adult children. Two are hams but presently inactive, one being in college and the other supporting our first two grandchildren. I finished my college education with an A.A. in General Studies which foreshadowed my entire working career...

I make hay the old fashioned way with my ponies and put it up loose without a baler or tractor. (No, I am not in any way Amish.) I have plenty of room for my antenna garden (not enough antennas to call a farm yet) and a corner of the living room for my ham shack. I am a homebrewer at heart. I have fabricated several of my own horse-drawn devices including a ground drive power take off unit to power a tractor drawn hay tedder, a 73-foot freestanding vertical antenna, a cootie key, several primitive bow and arrow sets, a tarp tent and alcohol stove for camping and my own greenhouse frames from 1 1/2" schedule 40

pipe. I also write articles for a magazine that caters to draft horse farmers. I love singing and playing my tenor banjo, too, but it ain't pretty.....

My occupational activities are equally diverse. I have been a logging camp cook, a logger, oil field hand, forest fire fighter, ice road trucker (before it was cool), electronics assembler, janitor, mechanic, writer, and farmer to name a few things. My wife and I had our 15-year-old business incubating and hatching poultry fail a year ago. It has led to a period of redefining ourselves. So, at present I am best described as a hobby farmer who drives a truck part-time and preaches part time. I also collect and sell scrap metal as opportunity arises.

Like many hams in the 50+ bracket, I have had a few health challenges. The one that has affected me most for the long term is from Valentine's Day of 2015. I had some sort of brain explosion that almost killed me. The doctors have no idea what caused it or why I am functional today with no loss of body motion, etc. However my mother and wife tell me that I don't remember some important events from the past. It has also affected my processing speed. I don't do as well with complex thinking and numbers, always a struggle, are now noticeably more difficult. Sometimes I mix numbers up. It happens when quoting a scripture reference at church, or reading a bill of lading when trucking. However I am surrounded by very gracious people and it is kind of like our little family joke when it happens. The annual Field Day is more difficult than it used to be with all the noise and traffic too. Even being a word guy has been affected. This little blurb has consumed several hours as I sort through my thoughts and repair a gazillion mis-typed words. (Gotta love those spell checking red lines!) Plus, my wife, an English major, always checks my work to make it better.

Radio really became part of my life in my early teens when the CB craze hit and my dad had trucker songs on vinyl extolling CB in pieces like "Convoy". We had a number of CBs in our tractors and trucks on our 2500 acre ranch in northern British Columbia on the Alaska Highway. It was a time of fantastic propagation and sometimes we could not contact the base station because the skip from Texas washed us out! I remember working skip at night under the northern lights too. The next year I built my first shortwave kit radio from Radio Shack and got hooked on listening to AM broadcasts on the low bands.

This brings me to why I enjoy the NAQCC so much. I will never be a top contender in the sprints (not enough brain left), but the excitement I get contacting Florida, Michigan, or even another New York state station with 5 watts on my homebrewed cootie key, inverted-vee fan dipole or my new vertical equals any rush I got as an ice road trucker in my adrenaline seeking youth. The relaxed and friendly group is more like a visit to a coffee shop than an "in your jugular" fast paced contest. I also appreciate the patience of the volunteers who have had to help me with logging errors numerous times. QRP fits seamlessly into my compulsive minimalist mentality alongside horses, primitive bows, stone tools and human powered gardening.

So, when I am not driving truck or helping a soul in need, I participate in the sprints. It keeps me on the air, fascinated that I can manipulate an electromagnetic mini-pulse of energy from my FT817 into a wire and have it leap off into the ether and be captured by another ham's wire, made into intelligible communication and then sent back again with a "GL es 72 dit dit"

dit dit

The photo shows me with my homebrew cootie key which I use in all the sprints, a flintknapped glass arrowhead I made, and my ft 817 and other gear in my "hamshack corner" of our living room.



# NAQCC SPRINTS

**CURRENT MONTH'S SPRINT:** Our sprint this month will be on March 19, 0030-0230 UTC. That's the evening of Wednesday the 18th here in North America. Please note that the UTC time has changed due to the switch to DST this month. If your local time does switch to DST, the sprint will start at your same local time as always. Complete information about the sprint can be found at <http://www.naqcc.info/sprint/sprint202003.html>.

Complete sprint rules and instructions on how to submit your log can be found at [http://naqcc.info/sprint\\_rules.html](http://naqcc.info/sprint_rules.html). On that page you will also find information about the different computer loggers that are supported for our sprints. The membership data files for those supported loggers can be downloaded at <http://naqcc.info/contests.html>. **Please be sure to always get the latest membership data for your logger about a day before the sprint.** A complete schedule for our upcoming sprints can be found at [http://naqcc.info/sprint\\_sked.html](http://naqcc.info/sprint_sked.html).

**LAST MONTH'S SPRINT RESULTS:** Our February sprint was on the 12th. 92 logs were submitted containing a total of 1071 QSOs and 137 participants. The conditions were a generally poor in most locations with 80-meters reported to be the best band by many. WG8Y and WA8SAN had significant accomplishments by participating in their 100th regular monthly sprints. Complete sprint results, including all of the soapbox comments, can be found at <http://www.naqcc.info/sprint/sprint202002.html>. High scores can be seen in the tables on the next page.

We would especially like to welcome our first-time regular sprint loggers and hope that they will return to participate often: K1DW K4RLC KC3MIO N4SO NF6R NN3E

SWA STRAIGHT KEY CATEGORY			
Division	1st	2nd	3rd
W1	KN1H	N2CN	WB1GYZ
W2	W2SH	WA2NYY	AA2VG
W3	KC3MIO	KD3CA	W3TTT
W4	WG8Y	KC5F	WT4U
W5	WI5H	N5GW	K5TSK
W6	WK6L	NF6R	-
W7	KF7WNS	KC7DM	-
W8	N8RQJ	WB8LZG	NF8M
W9	WB9HFK	KA9FQG	N8HVV
W0	N0TA	KD0V	N0AR
Canada	-	-	-
DX	-	-	-

SWA BUG CATEGORY			
Division	1st	2nd	3rd
W1	-	-	-
W2	-	-	-
W3	NN3E	-	-
W4	WY4X	K3RLL	-
W5	W5ODS	K5GQ	K1DW
W6	W6SMF	-	-
W7	-	-	-
W8	K8NGW	N8XMS	-
W9	AA9L	K9DRP	-
W0	W0KFG	-	-
Canada	-	-	-
DX	-	-	-

SWA KEYER/KEYBOARD CATEGORY			
Division	1st	2nd	3rd
W1	KB1M	-	-
W2	N2EI	WA1GWH	N2ESE
W3	-	-	-
W4	KB9ILT	WB4OMM	K4BAI
W5	KE5YUM	-	-
W6	W6JIM	-	-
W7	-	-	-
W8	WI8J	W8RTJ	WA8SAN
W9	AB9BZ	-	-
W0	K9OSC	N0EW	NO2D
Canada	VE3DQN	-	-
DX	-	-	-

GAIN CATEGORY			
KEY	1st	2nd	3rd
SK	-	-	-
BUG	-	-	-
K/K	-	-	-

FIRST TIME ENTRANT HIGH SCORE			
KEY	1st	2nd	3rd
SK	KC3MIO	K4RLC	-
BUG	K1DW	NN3E	-
K/K	N4SO	-	-
SPRINT PRIZE DRAWING WINNER			
AB9BZ			

	Current Month	Previous Month	All-Time Record	Record Date
Logs	92	91	217	4/17
Participants	137	115	269	2/13
Total QSOs	1071	798	3154	4/17
Hour 1 QSOs	555	451	1704	4/17
Hour 2 QSOs	516	347	1450	4/17
20m QSOs	0	0	1232	8/13
40m QSOs	408	320	2203	4/17
80m QSOs	663	478	1417	2/13
Avg QSOs/Station	11.6	8.8	19.3	9/11

**SPRINT HONOR ROLL:** We honor the following members for their outstanding participation over the years in our regular sprints. Exact counts can be seen at [http://naqcc.info/sprint\\_dates.html](http://naqcc.info/sprint_dates.html).

NUMBER OF SPRINTS	MEMBERS
50+	NU7T(SK) KB8FE K9OSC N4MJ KB0ETU N8LA K2YGM AA7CU K9EYT NQ2W KF7WNS KD3CA N2CN N8QY WY3H K6CSL WI5H NF5U KC7DM KC2EGL WK6L WA1GWH K4ORD AB8FJ WB4OMM VE5BCS(SK) AA0W W5UAA WA2FBN KB1M K2HT
75+	AK3X K4NVJ KB3AAG K4KRW VE3FUJ NO2D N0TA N8BB AA9L NA4O WD0K K6MGO KA9FQG KQ1P N5GW KN1H
100+	KE5YUM KD2MX K4JPN K1IEE KD0V WA2JSG N4FI W4DUK N2ESE WB8ENE WX4RM WG8Y W8SAN
125+	W9CC WB8LZG N8XMS K4BAI KU4A NF8M K3RLL
150+	W2JEK KA2KGP W2SH
175+	K3WWP



# NAQCC CHALLENGES

**CURRENT MONTH'S CHALLENGE:** Chicago is famous for all of the gangster action that it experienced in the 1920's and 30's but did you know that even the Chicago taxi drivers were a part of all that? Learn more in our March alphabet challenge at <http://www.naqcc.info/challenges/challenges202003.html>

**NEXT MONTH'S CHALLENGE:** In April we will enjoy an alphabet challenge with a cultural flair as we learn a little bit about the panoramic art of the 1800's. Complete details and the list of words can be found at <http://www.naqcc.info/challenges/challenges202004.html>

Complete information about our challenges including a helpful tutorial on how to organize your work for an alphabet challenge can be found at <http://naqcc.info/challenges.html>. Detailed general rules for our challenges can be found at [http://naqcc.info/challenges\\_rules.html](http://naqcc.info/challenges_rules.html).

**LAST MONTH'S CHALLENGE:** The deadline for submissions for our February Tacoma Narrows Bridge challenge is still a few days away. You can see what has been submitted so far at <http://www.naqcc.info/challenges/challenges202002.html> and final results will be posted on that page shortly after the 10th of the month.

**CHALLENGE HONOR ROLL:** We honor the following members for their outstanding participation over the years in our monthly challenges. Exact counts can be seen at [http://www.naqcc.info/challenges\\_schedule.html](http://www.naqcc.info/challenges_schedule.html).

NUMBER OF CHALLENGES	MEMBERS
25+	W3IQ KU4A K9OSC KD0V WA2FBN WI5H PA9CW NF1U WY3H N1JI VE3HUR G3JFS N1LU KJ4R KD2MX AK3X VE3DQN KA5PVB AH6AX WB4OMM
50+	PA0XAW VE3FUJ NU7T(SK) N9SE
75+	
100+	K1IEE K1YAN
125+	N8XMS W2JEK
150+	K3WWP





# NAQCC AWARDS

We have an extensive list of awards that you can earn. Complete details can be found at <http://naqcc.info/awards.html>.

## FEATURED AWARD: 30-30 AWARD

Our 30-30 award is designed to promote the possibly underused 30-meter band. To qualify for this award you need to make 30 QRP/CW 30-meter QSOs during a single calendar month. You can find complete details about this award at [http://www.naqcc.info/awards\\_magnum.html](http://www.naqcc.info/awards_magnum.html). (The QSOs that you make for this month's challenge can certainly be used for this award as well.)

## RECENTLY ISSUED AWARDS:

### 1000 MPW AWARD

0549	W6JIM	RT0C	-	1,346	02/23/20	Inverted V @35'
0548	AB9BZ	W1AO	-	2,624	02/14/20	Fan dipole @20'



# NAQCC QRS/QRQ NETS

We have a number of nets (QRS = slow speed, QRQ = higher speed) designed to help people build up their CW operating skills. Complete information about these nets can be found at [http://naqcc.info/cw\\_nets.html](http://naqcc.info/cw_nets.html). Questions should be directed to Net Manager Mark, W8EWH.

## NAQCC NET SCHEDULE

Net	Local Time	UTC	Freq +/-	Primary NCS
FarnsWord QRQ Round Table Nets (FRN)	Sunday 5:00 PM PDT 6:00 PM PDT	Monday 0000 Z 0100 Z	5348 KHz ch2 3556 KHz	60m JB, NR5NN (in CA) 80m Rick, N6IET (in CA)
East Texas QRS Net (ETN)	Monday 7 PM CDT	Tuesday 0000 Z	7068 KHz (Summer) or 3568 KHz (Winter)	Allen, KA5TJS (in TX)
Midwest QRS Net (MWN)	Monday 7:30 PM CDT	Tuesday 0030 Z	7031 KHz	Bob, W0CC (in KS)
Rocky Mtn Regional/Continental QRS Net (RMRc)	Tuesday/Thursday 4 PM MDT	Tues/Thurs 2200 Z	7062.5 KHz	Dale, WC7S (in WY)
Pacific Northwest 80 m QRS Net (PNW80)	Thursday 6 PM PDT	Friday 0100 Z	3556.5 KHz	Stewart, KE7LKW (in WA)
West Coast QRS Net (WCN)	Friday 6 PM PDT	Saturday 0100 Z	7062 KHz	Mike, N6MST (in CA)

**Note:** The times have already been adjusted for DST which begins on March 8. Contact the NCS if you have questions about the schedule before that date.

## NET CONTROL STATION REPORTS

### NAQCC FarnsWord QRQ Round Table Nets (FRN)

Sunday evenings 5:00 PM PDT, which is Monday 0000 UTC, on 5348 kHz (Ch 2)

Sunday evenings 6:00 PM PDT, which is Monday 0100 UTC, on 3556 kHz +/-

60m NCS - JB NR5NN (CA); 80m NCS - Rick N6IET (CA)

The NAQCC FarnsWord QRQ CW round table nets ...

... promote head copying skills while encouraging participants to send good, properly-spaced code at between 21-25 wpm. We typically go two rounds after check-ins, including signal reports and topical commentary about the weather, recent contests or other CW events, antenna experimentation and/or catastrophes, and HF portable CW operations.

Anybody who can copy and send at least 15 wpm is welcome to participate – you don't have to be a member of NAQCC.

Remember that with the change to Daylight Savings time on March 7 the local net times will move forward an hour from those shown below, but the UTC times will remain the same.

Because of the multiple round-table nature of our net, it's best if we all are able to copy each other, which means sometimes

going QRO. It also means occasionally moving net times seasonally to take advantage of NVIS propagation conditions and times.

Below are the lists of stations who checked into each net, each week. Dates are UTC.

FRN/60 FarnsWord QRQ Round Table Net QNS - JB NR5NN NCS  
Sunday 4pm PST (Monday 0000 UTC) on 5348 kHz (Ch 2)

Feb 03 - QNS (3) N6IET NCS, K6GVG, AI6SL  
Feb 10 - QNS (11) NR5NN NCS, KW6G, AI6SL, KE6EE, N6IET, WJ7S, K6GVG, N6VN, AI6U, AD7HI, K4EWG  
Feb 17 - QNS (6) NR5NN NCS, N6IET, KE6EE, AI6SL, K6GVG, KW6G  
Feb 24 - QNS (9) NR5NN NCS, N6IET, KE6EE, AI6SL, WJ7S, AI6U, N6VN, K6GVG, KW6G

FRN/80 FarnsWord QRQ Round Table Net QNS - Rick N6IET NCS  
Sunday 5pm PST (Monday 0100 UTC) on 3556 kHz ±

Feb 03 - QNS (6) N6IET NCS, KW6G, K6GVG, AI6SL, K0DTJ, W0UFC  
Feb 10 - QNS (7) N6IET NCS, K0DTJ, K6JJR, AI6SL, KW6G, K6GVG, W6GRT  
Feb 17 - QNS (7) N6IET NCS, K6JJR, K6GVG, K0DTJ, AI6SL, KE6EE, NR5NN  
Feb 24 - QNS (7) N6IET NCS, K0DTJ, K6GVG, KW6G, NR5NN, K6JJR, AI6U

Commentary

We welcome the longer daylight hours, which allow us to enjoy NVIS conditions during both nets - most of the time.

We encourage participants to run the minimum power required for good copy. Feel free to check in QRP or qQRP (quasi-QRP - under 20 watts) for signal reports. QRP operations encourage us to improve and/or optimize our antennas.

In regard to our cruising speed, we usually start out at 21 wpm and gradually QRQ to 23-25 wpm by the third round (or so). But we're always willing to QRS for slower participants.

We are Rick and JB, and we approve of this message. :-)

ZUT!

=====

### NAQCC East Texas QRS Net (ETN)

Monday evenings 7:00 PM CDT, which is Tuesday 0000 UTC, on 7068 KHz +/- (Summer) or 3568 KHz +/- (Winter)  
Main NCS - Allen KA5TJS (Texas)

2/4/2020 QNI(4) NCS KA5TJS KE5YUM KE5YGA N4NN

Very good net tonight, solid copy on all 4 and average RST's were 579. Terry in NTX was hitting 599 with 9 watts and his EFHW antenna. Andy was solid copy from AR and Allen was just a little lighter from GA. Good to have a net with good copy and no major QRM for a change.

2/11/2020 No Net Tonight

2/18/2020 QNI(3) NCS KA5TJS KE5YUM KE5YGA

Very good signals tonight, Terry YUM was running 9 watts and hitting 589. Andy YGA was running QRO but also 589. We had some digital QRM for a short time but other than that very good copy.

2/25/2020 QNI(2) NCS KA5TJS KE5YGA

Only heard Andy tonight but good signal, 589 both ways. We had to QSY down 2KHz to get away from QRM on 3568 kHz. Andy has wide filters so had more trouble than I did.

=====

**NAQCC Rocky Mountain Regional/Continental QRS Nets (RMRc)**

Tuesday and Thursday afternoons 4:00 PM MDT, which is 2200 UTC on 7062.5 kHz +/-  
Main NCS - Dale WC7S (Wyoming)

The RMRc net is being called at 4pm MT each Tues. and Thurs. The current conditions mandate that the 20m section of the net be discontinued until improvement is incurred. Check in with us on 7.0625 at your speed. Discover the wonderful world of propagation on 40.

**NAQCC MIDWEST QRS Net (MWN)**

Monday evenings 7:30 PM CDT, which is Tuesday 0030 UTC, on 7031 kHz +/-  
Main NCS - Bob W0CC

02/03/2020 QNI W0CC

QRN S-4 Heard several stations on nearby frequencies; however, unable to work any. Next week will be better!

02/10/2020 No Net Tonight

02/17/2020 QNI W0CC, K4JPN

QSN S-7 with QSB. Steve did a GREAT job pulling the signal out of the noise and QSB!

02/24/2020 - QNI W0CC

QRN - S-8 Did not hear any stations on frequency until after 0200 UTC, then a Fast Speed Net started on 7.031!

Next week the band will be better!

**NAQCC West Coast Net (WCN)**

Friday evenings 6:00 PM PDT, which is Saturday 0100 UTC on 7062 KHz  
Main NCS - Mike N6MST (California)

02/04/2020 QNI (3) N6MST NCS, KH2EE, NF6R

02/11/2020 QNI (0) NAQCC SPRINT

02/18/2020 QNI (3) N6MST NCS, KH2EE, NF6R

02/25/2020 QNI(3) N6MST NCS, NF6R, KH2EE

Conditions have been decent on 40 meters. Antenna work continues here at my place to hopefully hear and be heard further out in hopes of snagging more check-ins. The WCN is called at 13 WPM but we always slow down as needed. QRS is the name of the game here, don't be shy!

**NAQCC Pacific Northwest QRS 80 Meter Net (PNW80)**

Thursday evenings 6:00 PM PDT, which is Friday 0100 UTC on 3556.5 kHz.  
Main NCS - Stewart KE7LKW (Washington State)

02/07/2020 PNW QNI (7) NCS N7TB, N7KC, WB4SPB, W7ANM, KE7LKW, AD7BP, K7JUV

02/14/2020 PNW QNI (4) NCS KE7LKW, N7KC, KG7JEB, AD7BP. (very poor conditions)

02/21/2020 PNW QNI (5), NCS WB4SPB, KE7LKW/7, W7ANM, K7GND, N7KC

02/28/2020 PNW QNI (8), NCS WB4SPB, KETLKW/7, N7KC, KG7JEB, W7ANM, K7JUV, WB7WHG, AD7BP



# HAM QUIPS



Dick Sylvan, W9CBT, #2062, has been a QRP/CW operator for a long time. He is also a very accomplished ham radio cartoonist and his work has appeared previously in the K9YA Telegraph newsletter. His book "HI HI - A Collection of Ham Radio Cartoons" is available at [www.lulu.com](http://www.lulu.com).

## MORSE TIPS & QUIPS



WHEN LEARNING THE MORSE CODE  
FIRST & FOREMOST - HAVE FUN!



# NAQCC CHAPTER NEWS

The North American QRP CW Club currently has six local chapters - Western Pennsylvania, West Florida, Illowa, Downeast Maine, Long Island, and Florida - but we would be more than happy to expand on that list. Chapters are more or less independent local gatherings organized by NAQCC members in a geographical area and subject to a list of guidelines from the NAQCC. They provide opportunities to have fun and to promote our parallel passions of QRP and CW. If you are interested in forming a local chapter please contact Club President Paul, N8XMS.

If your chapter is planning a portable operation activity and would like to have it promoted on the club email list or in the newsletter, send an email with the subject "NAQCC Portable Operation" and with the exact wording of the announcement to Vice President John, N8ZYA, at the email address listed on the last page about a week before the operation. Please be sure to include the UTC time for the event and not just the local time.

A report about your chapter activity should appear here. Please send them to KD2MX or N8XMS at the email addresses listed on the last page.

NAQCC chapters located in the United States are welcome to use the NAQCC Club call, N3AQC for their special operations. Please contact call sign trustee Paul, N8XMS, to schedule the use of N3AQC.

Chapter Reports Begin On The Next Page

## NAQCC LONG ISLAND CHAPTER



Items in this section are from the Long Island Chapter unless otherwise credited. Questions and comments should go to Howard, WB2UZE.

DE WB2UZE

Well, to my very surprise there were no takers for lunch yet I know food to this Club is very important, especially those well done home fries at the Atlantis Diner...next time. So we all headed directly to Captree State Park on a warm day of 46F. When I got there at 1pm, I was not surprised needing to change from my Club jacket to a winter jacket as the wind was cold by the water, but the day did warm up as the afternoon went on. Everyone set up quickly and spread out and here was the set up for the day:

**John W2XS** with his KX2 5W into a 40m dipole fed worked as far as Seattle

**Mike N2PPI** using a FT891 into a wire vertical on jackite pole. Mike's set up and breakdown is remarkably easy/quick and his rear tire holds down the antenna base. Mike worked a few USA contacts including member Tony WV2C now in FL

**Rob W2ITT** had a K1 5W and 20m EFHW using a QRP guys Mini EFHW tuner. Rob made a few POTA contacts

**Kevin KC2KC** used is TS480 into a random wire vertical also held down by a his car tire

**Ed N2GSL** with his 4W Mountaintopper into a Wolf River coil vertical on top of his van and got out well domestically and to Slovenia

**Howard WB2UZE** brought down the Club HB-1B 5W transceiver which is a very cute rig in a Go-Box, graciously donated by member **Carol W1LGU**. We used an old Spider adjustable trap loaded vertical antenna.

Other members that came down for the day were: **John K2NY** fresh with tan from Puerto Rico, **Jim KD2GPF**, **Bud W2BUD**, **Bob KD2NFS** and **Walt KA2CAQ** who worked VA7AH on the Club HB-1B rig.

Conditions were good on 40-20m for coast to coast contacts. In only 1 case could we work Europe.

Regards  
Howard

*pictures follow*







W2ITT



N2PPI



W2XS



KC2KC rig



N2GSL



KA2CAQ



WB2UZE




Spider antenna



*KD2GPF N2PPI KC2KC W2BUD K2NY*

## NAQCC FLORIDA CHAPTER



Items in this section are from the Florida Chapter unless otherwise credited. Questions and comments should go to Nikki, KM4SBQ.

The Florida Chapter website is <http://wb4omm.com/naqcc-fl-chapter>.

No report available.

## NAQCC WEST FLORIDA CHAPTER



Items in this section are from the West Florida Chapter unless otherwise credited. Questions and comments should go to Ron, N9EE.

The chapter's web site is at <https://www.facebook.com/groups/967110089994401/>.

No report available.

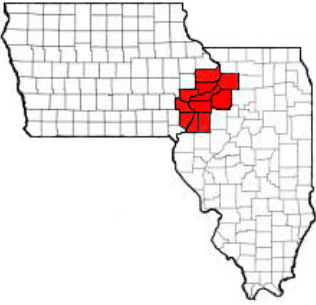
## NAQCC WESTERN PENNSYLVANIA CHAPTER



Items in this section are from the Western Pennsylvania Chapter unless otherwise credited. Questions and comments should go to John, K3WWP.

No report available.

## NAQCC ILLOWA CHAPTER



Items in this section are from the Illowa Chapter unless otherwise credited. Questions and comments should go to Tim, N9BIL.

The Illowa Chapter operates in the “Quad Cities” area of Davenport, IA / Moline, IL.

The Illowa Chapter website is at <https://sites.google.com/site/naqccillowa2/>.

No report available.

## DOWNEAST MAINE CHAPTER



Items in this section are from the Downeast Maine Chapter unless otherwise credited. Questions and comments should be directed to Jeff, KA1DBE.

The chapter is located in the Hancock and Washington counties area of Maine.

No report available.



# MEMBER SUBMISSIONS




This section is a forum for you to tell other members what you've been up to on the ham bands or to submit a short article dealing with some aspects of CW and QRP operation or equipment. Just about anything that would be of interest to our members would be welcomed. Send your items to our News Editor Paul, KD2MX.

DISCLAIMER: Any views expressed in this section are those of the submitting member and may or may not be those of the NAQCC or its officers.

From Jerry, K4KBL, #8806 —

Just wanted to share what XYL got me for Christmas this year. Apple Watch with many features. Guess I'm "all in" with our club !

Jerry



From Mike, WA8SAN, #792 —

*As announced earlier in this newsletter, WA8SAN recently participated in his 100th regular monthly sprint. He was given a small token prize to commemorate this milestone and he sent this in after receiving it. - Editor*

Thanks for the key chain prize, I still look forward to the Monthly Sprints and appreciate what you guys do to keep it going. 72 MIKE / WA8SAN # 792

From Dejan, SA3BOW, #6935 —

*As reported in the February issue, SA3BOW, has been having some fun experimenting with some code practice oscillator designs. He sent this link to a video that shows his latest result. - Editor*

<https://www.youtube.com/watch?v=5JHDodUBgQI&feature=youtu.be>

This does not quite cut it as a well sounding CPO. But I am on it! Tinkering, experimenting and burning stuff ...isn't that what it is all about?

One thing proven is that one can make a valve CPO without electrocuting one self.

72,  
Dejan  
SA3BOW

From Rich, K1DJ, #10100 —

Please pass along to NAQCC members that the CW Club Reverse Beacon Network now includes spots for NAQCC members on the air.

<https://rbn.telegraphy.de/>



# NAQCC CLUB INFORMATION

## STATEMENT OF PURPOSE

From former NAQCC President Paul Huff, N8XMS

Amateur radio has something for everyone. SSB, FM, AM, the digital modes, and QRO power levels all have their place in this great hobby and we certainly recognize the importance of these modes as well as the enjoyment that they give to many. But for a growing number of hams the challenge of *“doing the most with the least”* makes QRP (and QRPp) CW operating the greatest thrill available in amateur radio, and the North American QRP CW Club exists to promote this exciting facet of the hobby. As part of our focus we also encourage, but do not limit operators to, the use of simple wire antennas.

The NAQCC provides numerous opportunities for hams to enjoy QRP/CW operating. For contester types we have a popular monthly 2-hour sprint that runs at relatively low CW speeds and at a fairly relaxed pace. Three special sprints also take place during the year for 160-meter and QRPp operators. For a month-long activity we offer our members a Monthly Challenge that can be anything from forming a list of words from the calls of stations worked, to making a prescribed number of contacts using home-brew gear. There is also an extensive awards program to recognize the significant QRP/CW accomplishments of our members.

We also serve as a resource for people who are just getting started in QRP and/or CW. Our slow-speed CW nets are a great place for beginners to practice Morse code under real on-air conditions. Beginners will also find a wealth of helpful information on our club website and we are more than willing to try to answer any questions about QRP and CW that you might have. An extensive monthly newsletter is filled with useful projects and news from fellow QRPers.

A number of local NAQCC Chapters offer opportunities to get together for in person socializing and QRP/CW activities. Portable operations are especially popular with the local chapters.

Whether you are a veteran ham radio operator who is looking for a new challenge in the hobby, or a beginner who is intrigued by the possibilities of QRP/CW communication, we cordially invite you to join us. Membership is free and the benefits and fun are significant.

The North American QRP CW Club was founded in 2004 by WY3H and K3WWP and now has over 9500 members world wide. Membership is free and anyone interested in CW/QRP operating is welcome. Complete information about the NAQCC, including a membership application, activities schedule, and useful resources, can be found on our website at <http://www.naqcc.info/>. Inquires can also be sent to

Club President Steve Szabo, WB4OMM  
536 Central Park Blvd  
Port Orange, FL 32127  
USA



Additional contact information can be found on the next page.

<b>NAQCC CONTACTS</b>		
<b>NAQCC President</b>	Steve - WB4OMM	sszabo1@cfl.rr.com
<b>NAQCC Treasurer</b>	Jerry - K4KBL	naqcc3@gmail.com
Newsletter Editor	Paul - N8XMS	paul142857@gmail.com
Downeast Maine Chapter	Jeff - KA1DBE	ka1dbe@arrl.net
Florida Chapter	Nikki - KM4SBQ	nickies1130@aol.com
Western Pennsylvania Chapter	John - K3WWP	jsk3wwp@windstream.net
Illowa Chapter	Tim - N9BIL	n9bil@arrl.net
West Florida Chapter	Ron - N9EE	n9ee@tampabay.rr.com
Long Island Chapter	Howard - WB2UZE	wb2uze@yahoo.com
Help For Beginners	Brion - VE3FUJ	ve3fuj@wightman.ca
Member Submissions Member Spotlight	Paul - KD2MX	kd2mx@arrl.net
NAQCC CW Nets	Mark - W8EWH	mark.yergin@gmail.com

NOTE: These email address are not automatic links.  
They are given here in graphic form to avoid harvesting by spambots.

#### REPRINT POLICY

Unless otherwise stated in the article, local clubs and other ham radio organizations are free to reprint featured articles from this newsletter, provided appropriate credit is given to the North American QRP CW Club and the author of the article. If at all possible a link to the club website at <http://www.naqcc.info/> should be included.