

# NAQCC NEWS

ISSUE 243 SEPTEMBER 2018



## KEY CLICKS

### ● NAQCC 14TH ANNIVERSARY CELEBRATION JUST ONE MONTH AWAY!

Excitement is growing for our 14th anniversary celebration which will be held from 0000Z October 8, through 24000Z October 14. Special event stations N1A, N2A, N3A, ... N0A, will be on the air from all over the United States. See how many of them you can work. Some great prizes will be given away to 10 lucky member-participants in our special anniversary sprint that week. And remember that you don't have to be a seasoned sprinter to participate and be eligible for the prize drawing. Additionally, 3 great prizes will also be given away in a drawing for our challenge participants for the month. Details can be found at [http://www.naqcc.info/main\\_n3a.html](http://www.naqcc.info/main_n3a.html).

- **LAST CALL FOR N#A OPERATORS.** We have N#A operators scheduled in all 10 US call districts but we could still use a few more. We are especially light in districts 2 and 6. Being a special event operator is a lot of fun. No special equipment is needed, your schedule is completely flexible, and the logging and paperwork is minimal. If you would like to help out with the event please contact Paul, N8XMS, using the email address found on the last page of this newsletter. You can see the current list of N#A operators and learn more about the event at [http://www.naqcc.info/main\\_n3a.html](http://www.naqcc.info/main_n3a.html).

- **WHAT ABOUT A BATTERY/SOLAR SPECIAL SPRINT?** In addition to our regular monthly sprints we currently have three special sprints on our calendar - a 160-meter sprint in January, a QRPp sprint in June, and another QRPp sprint in December. It has been suggested that we have a 4th special sprint requiring the use of an alternative power source - battery, solar, or something more exotic. This would probably be scheduled starting in August or September 2019 thus making one special sprint per quarter each year. What do you think of this idea? You can share your thoughts about this through our website poll this month at <http://www.naqcc.info/>.

- **2019 CHALLENGES AND SPRINTS NOW AVAILABLE.** I know that this might seem a little bit early but believe me 2019 is just around the corner and will be here before we know it. Besides, as a retired school teacher, I just can't break the habit that my planning year always starts in September! Gary, K1YAN, has put together a wonderful set of monthly challenges for the coming year that I know you are going to enjoy. You can see them on our club website at <http://www.naqcc.info/challenges.html>. We have also published the sprint schedule for 2019 and you can see that at <http://www.naqcc.info/contests.html>.

### IN THIS ISSUE

Key Clicks	1
Garage Sale Gift	3
Thinking Small	4
Member Spotlight	8
Sprints	10
Challenges	14
Awards	16
CW Nets	17
Ham Quips	20
Chapter News	21
Member Submissions	31
About The NAQCC	33
Contacts	34

- **SUPPORT FOR MAC SPRINT SPREADSHEET ENDING SOON.** Several years ago I developed, and made available to our membership, a *Numbers* spreadsheet that could be used by Apple Macintosh computer users to log our NAQCC sprints. At the time the only logging program that would easily produce a correctly formatted sprint submission log was *GenLog*, by W3KM. But that fine software would only run on Windows systems. The spreadsheet duplicated most of GenLog's features and was a welcomed asset for Macintosh users. But now, thanks to the fine work of Ron, AC2C, we have the *NAQCC SprintLogger* software for Mac OS X computers. It uses the same membership data file as GenLog and is a much better logging tool than the spreadsheet. Consequently, ***the special membership data file needed by the spreadsheet will no longer be updated after October of this year.*** (Unix and Windows versions of the NAQCC SprintLogger are also available and you can learn more about this fine software in the January 2018 newsletter at [http://www.naqcc.info/newsletter/newsletter\\_235.pdf](http://www.naqcc.info/newsletter/newsletter_235.pdf) and on our club website at [http://www.naqcc.info/sprint\\_ac2clogger.html](http://www.naqcc.info/sprint_ac2clogger.html).)
- **CHECK OUT OUR MONTHLY POLLS.** Jerry, VE6CPP, puts up an interesting poll on our club website each month. You can cast your vote in the current poll and see past poll results using the links on the main club page <http://www.naqcc.info/>. The more people that cast a vote, the more interesting the results.
- **THANK YOU FOR THE DONATIONS!** A big "THANK YOU" goes out to everyone who has made a recent donation to the NAQCC treasury. The NAQCC has no membership dues and we depend on your generous donations to cover our operating expenses. If others would like to help out with a donation there are two ways that you can do it. The first way is to use *PayPal* to electronically send your contribution to Club Vice President John, N8ZYA, using the email found on the last page of this newsletter. To avoid any additional fees please be sure to check the box that says "*I'm sending money to family or friends.*" Also please add a note indicating that this is a donation to the NAQCC and include your call sign. The second way to make a donation is to mail a check or money order made out to *The North American QRP CW Club* and send it to *John Smithson, 1529 Virginia St E, Charleston, WV 25311*. Assuming that we have your correct email address on file, your contribution will be acknowledged by email with a carbon copy sent to a second club officer as a "check and balance."



# GARAGE SALE GIFT BY TOM, VE4AKI



A few weeks ago a non ham friend named Larry dropped by for a visit. In his hand was a small bag. Watch'a got there I asked. He told me he was at a garage sale on the week end and he found an item I might be able to use. Out of the bag he pulled a small metallic box with knobs and a meter on the front. It was a Dentron Jr. Monitor antenna tuner complete with a manual.

The Dentron Jr. Monitor is a 300 watt "T" match tuner introduced in 1978. I don't know when it went out of production. It features a 12 position inductor switch and an internal 4:1 balun for balanced lines. Frequency range is 1.8 to 30 Mhz. It uses a relative output meter [ adjustable for various power levels ] for tuning purposes. It is very compact at 6" wide, 3" high and 7" deep.

This example was in pristine condition complete with a mobile mounting bracket. It showed no signs of use or modifications. So, how could I put it to use in my station?

My high band antenna is a vertical Vee dipole fed with 300 ohm twinlead through a MFJ Versatuner. For the low bands and as a backup for the high bands, I use an inverted "L" antenna. [ 1/4 wave on 80M ] fed through a home-brew "T" match tuner. I decided to swap the homebrew tuner for the Dentron and see how it played.

I had no difficulty finding settings for 80M through 17M using both the relative output meter and an external SWR meter. After logging the settings I found it very easy to quickly change bands as needed.

Bottom line is this little tuner does a fine job and is easy to use. If you are in the market for a tuner and come across a Dentron Jr. Monitor at a good price you won't be disappointed.

Now , how can I return the favor to Larry?



# THINKING SMALL

BY TED, WB3AVD

It must have been about eight years ago when I succumbed to the urge to build my own telegraph keys. Now understand that I've reached the age where that Social Security check is just around the corner, and I say that because I hadn't touched a metal lathe since junior high shop class ... my recollection is that I distinguished myself at that time by managing to produce a salt-shaker out of a hunk of aluminum rod. That was my high-water mark, and my machining skills had languished ever since! Nonetheless, I rose to the challenge, placed the order, and when a few weeks later a miniature Sherline lathe showed up in a rather small box, I let it sit under the desk for a few months because I was afraid to turn it on!


I surmounted even that difficulty, and now, the better part of a decade later, I feel that the week has been largely wasted if I haven't spent at least a few hours working on another telegraph key. I've now built over sixty of them (including some truly eccentric and ornamental devices, which in some future issue of this newsletter the reader might be amused by viewing). And as I'm constantly "testing" one key or another, this has been a real boost to my ham radio CW operating, as I went from years of inactivity to an almost constant level of desultory contesting and DXing! There's just nothing like working the world on low power (QRP) using a key you've built yourself.

Now it just stands to reason that if you love little radios (QRPs), then you ought to love little telegraph keys as well (we're only human, right?). I'd built myself a couple of miniature keys, and they worked pretty well (I made over a thousand QSOs with one of them), but a minor problem with all of them was that they WERE small and light, and thus while you were operating them with ONE hand, you had to hold them down with the OTHER! Not exactly a crisis ... I could always have attached the LITTLE key to a BIG base ... but somehow ending up with a key that was bigger and heavier than the radio itself seemed to go against the spirit of QRP. Maybe its just me...

Well, to make a long story short, I was sitting in my small shop dawdling at my desk when I noted a couple of military-surplus watch bands sticking out of my machinist's tool chest. I had one of those moments like the Man had when he said EUREKA! Granted, the idea of strapping a telegraph key to your wrist on a watch-band can hardly be a new idea, but it had me digging through my scrap bucket in the flash of an eye for a few billets of metal that looked "watch-sized."

I built a set of two: a "cricket" and an iambic paddle.

Lets have a closer look at the first one, see Photo #1 (next page). Here the base of the "watch" is machined from a small plate of aluminum, the cutout at each end (the left and right "narrow" sides) being .975-inch inside dimension with a .035 hole in the tab at each corner of the watch—the two spring rods which hold the watch bands to the base (and which come with the band when you buy a watch band) clip right into these.



The three small screws on the left side (two facing up, and the central one horizontal) are the binding posts for the three wires which connect this key to the radio. The larger block of aluminum left of center holds the two key levers, each of which has a small top-facing paddle on it (the two top-facing discs on the right). These levers each consist of a piece of .025 tempered straight music wire set into the aluminum block. The “wires” are stiff, but they bend, thus affording the spring-action which the levers need to work. The two lower contacts are each set in the base directly below each paddle, and the bending of the music wire levers to “touch” the lower contacts constitutes the “keying.”

This key is a “cricket”-- think of it as being two side-by-side straight keys. Both levers and their paddles go up and down to complete their circuits, using a three-wire 1/8” plug at the far end which plugs right into your radio’s iambic paddle jack. Its electrically identical to an iambic paddle: one side does “dits” and the other side does “dahs. Operation is very intuitive, using one hand’s index and middle fingers on both of the paddles alternately, both going up and down. If you’ve never run a “cricket” ... its much simpler to do than it is to describe. Just think of drumming two fingers on a desk top, and you’ve got the action down perfectly!


Have another close look at the key, and you will notice a second set of stiffer wires beneath each lever. These wires DO NOT bend.

The clear block of Plexiglass which you see at the center of the watch slides back and forth on these rails, with the two levers (the two top-most bendable wire rods) going through small holes in the Plexiglass block. Thus, by sliding the clear plastic block back and forth, the LENGTH of the thinner bendable levers is changed ... this allows for easy changing of the key’s tension. Note also the set screw in the center of each paddle; these can be run up and down inside the paddle with a small hex wrench; this allows for adjustment of the gap contact spacing for each lever!

Thus the key has all of the functions of a normal-sized key – electrical connections, gap spacing, and tension adjustment – although if your eyesight is no longer youthful, you might need a magnifying glass to actually set it up for use!!

I connect this key to my radio using a several-foot length of computer zip cord (three conductors are needed) which, as previously said, terminates at the other end in a 1/8” stereo jack which plugs into the radio. Then I put it on my wrist as per any “buckle up” watch band (see Photo #2, next page). Being right-handed, I put the “cricket watch” on my left wrist, hold my wrist up, and operate the key with the index and middle finger of my right hand.





Now have a look at Photo #3 below. Here is the second key, which is a miniature iambic paddle. Once again the levers and paddles consist of bendable sections of straight music wire, though here they are positioned for side-to-side motion. Both paddles share a common contact which is between them, and the gap spacing for each paddle is again adjusted by running a small screw in the center of each paddle in and out. And similar to the first key, the lever tension can be adjusted by moving the clear block in the center back and forth (effectively changing the length and “stiffness” of each bendable wire lever). This photo shows the key with its binding posts connected to the three-conductor wire which plugs into the radio.





Photo #4 (next page) shows the same key strapped to my wrist and ready for operation. I've put the key on my left wrist, and will operate it as an iambic paddle using my right hand, toggling the small paddles with the thumb and index finger of my right hand.



The final photo (#5 below) shows both of the wristwatch keys next to an Elecraft KX1, a nice tidy package which requires only a coil of thin wire to roll out as an antenna, and an earbud for listening, to put a portable QRP station on the air. The finishes on the metal bases, by the way (the red and black backgrounds), are powder coats which were baked in a small toaster oven! These keys work quite well, though as you might suspect, they thrive with a fairly delicate touch. Got a heavy fist? ... simply increase the gap spacing or stiffen up the lever tension! So there you have it ... the latest fashion accessory for the well-dressed "little pistol."



Hmm, I'll bet an operational neck-tie clasp key would be a beautiful addition, or how about a necklace key for the XYL? Or maybe some wildly colored watchbands to better match one's attire? You get the idea...

73, and keep those milliwatts pumping!



# MEMBER SPOTLIGHT



Each month one of our members is randomly selected and asked to share their ham radio biography with all of us. Questions or comments should go to Paul, KD2MX.

DISCLAIMER: Any views expressed in this section are those of the submitting member and may or may not be those of the NAQCC or its officers.

## TONNIE RAEMAKERS, PA9CW, #7029



I will start at the beginning. I was born in 1963. When I was about 13 years old, the radio virus started. First I listened on the shortwave, then on the CB and then I studied electronics at school. During this training I did the license exam together with a friend. We both succeeded. Since 1985 I had the call PE1JVV. But in 1999 I started learning CW. And after I passed, I chose the call PA9CW. Since then I have been working almost everything in CW. Because I am also a member of the 30MDG, I made digital QSOs for a while at 30 meters. But that was not for so long. The CW mode is and remains the best mode for me. I also do not have a microphone at home :-)

My main radio is the K3 at home. It usually stands at 5 W. The antenna I use is a HyEndFed of 41 meters. For 30 meters I use a home-build rotary dipole of 15 meters long. If there is DX to work then the power usually goes up because I want to expand my DXCC score. At this moment my DXCC score is at 233 countries. So if there is new DX to work, then I obviously often do need more power. But I do make 99% of my QSO's with QRP.

My home-build projects are Pixie, Norcal, QCX, MTR3B, KX1, KX3 and Rockmite. My last kit is an uBitx. I still have to finish that one.

Over the past ten years, I have often participated in HF CW contests. Even then my power is almost always QRP. It is amazing that you can achieve a high score with 5 watts. In the PACC contest I have placed first twice in a row, in 2017 and 2018. That is and remains a nice contest. I make about 5000 connections per year in the HF CW contests. Sometimes a little more, sometimes less.



---

I have also been a very active SOTA chaser over the past eight years. And for the past five years, I have been active as a SOTA activator. I now have 1000 points which gives me Mountain Goat status. For portable operation, I use either the MTR3B, the KX1 or the KX3. For my antenna I use a HyEndFed 40/20/10. The mast is a DXWire mast of 10 meters. This is only 60 cm and therefore easy to carry. For a power supply I use a NiMh battery of 12 V/4200 mAh. All in all, it is fairly lightweight and can easily fit in the backpack. SOTA is an ideal combination of walking and the radio hobby. The views on the top of the mountains are also magnificent. When you turn on the radio, you do not hear QRM at all! I would want that at home. That would be very nice.

I have been a member of the NAQCC since 2015. And every month I try to participate in the challenge. They are always very enjoyable, especially the QRPP and the self-building challenges.

Hopefully you now have a slightly better "picture" of PA9CW.



# NAQCC SPRINTS

**CURRENT MONTH'S SPRINT:** Our sprint this month will be on September 20, 0030-0230 UTC. That's the evening of Wednesday the 19th here in North America. Complete information about the sprint can be found at <http://www.naqcc.info/sprint/sprint201809.html>.

Complete sprint rules and instructions on how to submit your log can be found at [http://naqcc.info/sprint\\_rules.html](http://naqcc.info/sprint_rules.html). On that page you will also find information about the different computer loggers that are supported for our sprints. The membership data files for those supported loggers can be downloaded at <http://naqcc.info/contests.html>. **Please be sure to always get the latest membership data for your logger about a day before the sprint.** A complete schedule for our upcoming sprints can be found at [http://naqcc.info/sprint\\_sked.html](http://naqcc.info/sprint_sked.html).

**LAST MONTH'S SPRINT RESULTS:** We had 106 logs submitted in our August sprint breaking a three month sub-100 streak that we had going. Hopefully we can continue that next month with another plus-100 sprint. Since April of 2010 we have only dipped below the century level eleven times and five of those times have been in the last ten months. That is probably a testimonial on the poor band conditions that we are "enjoying." But in spite of the crummy conditions our sprinters are still making contacts and having a ton of fun. As K4KBL said in his soapbox, "*noise remains a problem but truly had a great time.*" Complete sprint results, including some great soapbox comments, can be seen at <http://www.naqcc.info/sprint/sprint201808.html>. High scores can be seen in the tables at the end of this section.

We would especially like to welcome our first-time sprint loggers and hope that they will return to participate often: AB9BZ KW1K

**SUPPORT FOR MAC SPREADSHEET ENDING:** Several years ago I developed, and made available to our membership, a *Numbers* spreadsheet that could be used by Apple Macintosh computer users to log our NAQCC sprints. At the time the only logging program that would easily produce a correctly formatted sprint submission log was GenLog, by W3KM. But that fine software would only run on Windows systems. The spreadsheet duplicated most of GenLog's features and was a welcomed asset for Macintosh users. But now, thanks to the fine work of Ron, AC2C, we have the NAQCC SprintLogger software for Mac OS X computers. It uses the same membership data file as GenLog and is a much better logging tool than the spreadsheet. Consequently, ***the special membership data file needed by the spreadsheet will no longer be updated after October of this year.*** (Unix and Windows versions of the NAQCC SprintLogger are also available and you can learn more about this fine software in the January 2018 newsletter at [http://www.naqcc.info/newsletter/newsletter\\_235.pdf](http://www.naqcc.info/newsletter/newsletter_235.pdf) and on our club website at [http://www.naqcc.info/sprint\\_ac2clogger.html](http://www.naqcc.info/sprint_ac2clogger.html).)

**SHOULD WE ADD A 4TH SPECIAL SPRINT TO THE SCHEDULE?** As I'm sure you know, in addition to our regular monthly sprints, we currently have three special sprints on our calendar - a 160-meter sprint in January, a QRPP sprint in June, and another QRPP sprint in December. It has been suggested that we have a 4th special sprint requiring the use of an alternative power source - battery, solar, or something more exotic. This would probably be scheduled starting in August or September 2019 thus making one special sprint per quarter each year. What do you think of this idea? You can share your thoughts about this through our website poll this month at <http://www.naqcc.info/>.

---

**TENTATIVE 2019 SPRINT SCHEDULE AVAILABLE:** The sprint schedule for 2019 has been worked out. It follows our usual Third Wednesday / Second Tuesday monthly pattern. If we do decide to add the alternative power special sprint that was described in the previous item we will add it in and announce it here in the newsletter. The schedule, including the option to print out a text version for your specific time zone, can be found at <http://www.naqcc.info/contests.html>.



SWA STRAIGHT KEY CATEGORY			
Division	1st	2nd	3rd
W1	KN1H	WB1GYZ	K1IEE
W2	W2SH	KA2KGB	W2JEK
W3	KD3CA	N4KEZ	K2DEP
W4	NA4O	WG8Y	K4KBL
W5	N5GW	WB5UAA	KE5YUM
W6	A16SL	WK6L	
W7	KC7DM	AL7JK	
W8	WB8LZG	N8XMS	NF8M
W9	WB9HFK	NI9M	NX1K
W0	NW0M	N0TA	NN0SS
VE	VE3RDE	VE9BEL	VA3KOT
DX			

SWA BUG CATEGORY			
Division	1st	2nd	3rd
W1			
W2	WB2LQF		
W3	K3WWP		
W4	WZ2N		
W5	NF5U	K5GQ	
W6			
W7	N7QR		
W8	AB8FJ		
W9	AA9L		
W0			
VE			
DX			

SWA KEYER/KEYBOARD CATEGORY			
Division	1st	2nd	3rd
W1	KB1M	N2CN	KC1DVT
W2	K2YGM	N2JJF	N2ESE
W3	KC3RN	K3RLL	WA3FIR
W4	KB9ILT	WB4OMM	N4MJ
W5	K5MBA	WI5H	
W6			
W7	AA7CU		
W8	WA8SAN	K8RJW	
W9	K9CW	N9WKE	AB9BZ
W0	K9OSC	AA0W	WZ0W
VE	VE3DQN	VE3GNU	
DX			

GAIN CATEGORY			
KEY	1st	2nd	3rd
SK	K4BAI		
BUG			
K/K	NN9K		

FIRST TIME ENTRANT HIGH SCORE			
KEY	1st	2nd	3rd
SK			
BUG			
K/K	AB9BZ		
SPRINT PRIZE DRAWING WINNER			
N7QR			



	Current Month	Previous Month	All-Time Record	Record Date
Logs	106	91	217	4/17
Participants	140	128	269	2/13
Total QSOs	1289	1454	3154	4/17
Hour 1 QSOs	696	827	1704	4/17
Hour 2 QSOs	593	627	1450	4/17
20m QSOs	114	475	1232	8/13
40m QSOs	1107	929	2203	4/17
80m QSOs	68	50	1417	2/13
Avg QSOs/Station	12.2	16.0	19.3	9/11

**SPRINT HONOR ROLL:** We honor the following members for their outstanding participation over the years in our regular sprints. Exact counts can be seen at [http://naqcc.info/sprint\\_dates.html](http://naqcc.info/sprint_dates.html).

NUMBER OF SPRINTS	MEMBERS
50+	NU7T(SK) WD0K K6MGO KB8FE KQ1P KA9FQG NQ2W WY3H AA7CU N8QY K9OSC KB0ETU K6CSL K9EYT N5GW AK3X K2YGM KC2EGL VE5BCS(SK) N8LA KN1H K4ORD KF7WNS N4MJ WK6L KD3CA
75+	K4NVJ W4DUK KE5YUM KB3AAG WB8ENE K4KRW N2ESE VE3FUJ WX4RM WA8SAN NO2D N0TA WG8Y N8BB AA9L NA4O
100+	K4BAI KU4A KD2MX NF8M K4JPN K3RLL K1IEE KD0V W2JSG N4FI
125+	W2JEK W9CC W2SH WB8LZG N8XMS
150+	KA2KGP K3WWP



# NAQCC CHALLENGES

**CURRENT MONTH'S CHALLENGE:** Our challenge this month is a very interesting Bingo game played with grid square numbers. Details can be seen at <http://naqcc.info/challenges/challenges201809.html>. So how many of you will be shouting "BINGO" at the end of this month?

**NEXT MONTH'S CHALLENGE:** In October we return to an alphabet challenge with a list of Halloween appropriate horror movies that will make the hair stand up on the back of your neck. That is when you realize that someone actually made these campy movies! **Don't forget that October is our cub anniversary month and three lucky member participants in this challenge will be winning some nice prizes.** Details can be found at <http://www.naqcc.info/challenges/challenges201810.html>.

Complete information about our challenges including a helpful tutorial on how to organize your work for an alphabet challenge can be found at <http://naqcc.info/challenges.html>. Detailed general rules for our challenges can be found at [http://naqcc.info/challenges\\_rules.html](http://naqcc.info/challenges_rules.html).

**LAST MONTH'S CHALLENGE:** The deadline for submissions for our August Extreme Cities alphabet challenge is still a few days away. You can see what has been posted so far at <http://www.naqcc.info/challenges/challenges201808.html>. Final results will also be available there shortly after the 10th of the month.

**2019 CHALLENGES NOW AVAILABLE:** Gary, K1YAN, done a wonderful job creating some fun challenges for us in 2019. You can take an advanced peak at them at <http://www.naqcc.info/challenges.html>.

**CHALLENGE HONOR ROLL:** We honor the following members for their outstanding participation over the years in our monthly challenges. Exact counts can be seen at [http://www.naqcc.info/challenges\\_schedule.html](http://www.naqcc.info/challenges_schedule.html).

NUMBER OF CHALLENGES	MEMBERS
25+	PA9CW NF1U WI5H KU4A K9OSC KD0V PA0XAW WY3H N1JI VE3HUR N9SE N1LU KD2MX WA2FBN
50+	VE3FUJ NU7T(SK)
75+	K1YAN
100+	K1IEE
125+	N8XMS W2JEK
150+	K3WWP



# NAQCC AWARDS

We have an extensive list of awards that you can earn. Complete details can be found at <http://naqcc.info/awards.html>.

## FEATURED AWARD: QSO-A-DAY AWARD

This is an award that was inspired by the amazing QRP/CW QSO streaks of K3WWP (<http://k3wwp.com/>). It can be completed in a month or stretched out for a full year. The idea is simple - make at least one CW/QRP QSO per day for a period of time. The time period can be as short as a month (or 30 days) and up to a full year. Of course making a CW/QRP QSO is not really a big deal, but the self discipline and the demands on your personal schedule is what makes this a significant challenge to work on. Details can be seen at [http://www.naqcc.info/awards\\_qsoaday.html](http://www.naqcc.info/awards_qsoaday.html).

## RECENTLY ISSUED AWARDS:

### WAC AWARD - CATEGORY A (QRP):

0036 - W8DXU D4C - P3X - HG0HQ - VE5ZX - KH6LC - FY5KE 08/29/18

### WAS AWARD - CATEGORY A (50 USA States QRP):

0033 - W8DXU 08/27/18





# NAQCC QRS/QRQ NETS

We have a number of nets (QRS = slow speed, QRQ = higher speed) designed to help people build up their CW operating skills. Complete information about these nets can be found at [http://naqcc.info/cw\\_nets.html](http://naqcc.info/cw_nets.html). Questions should be directed to Net Manager Wayne, NQ0RP.

## NAQCC NET SCHEDULE

Net	Local Time	UTC	Freq +/-	Primary NCS
FarnsWord 40m, 60m, and 80m QRQ Round Table Nets (FRN)	Sunday 6:00 PM PT 6:30 PM PT 8:00 PM PT	Monday 0100 Z 0130 Z 0300 Z	7056 KHz 5348 KHz ch2 3556 KHz	40m JB, NR5NN (in CA) 60/80m Rick, N6IET (in CA)
East Texas QRS Net (ETN)	Monday 7 PM CT	Tuesday 0000 Z	7065 KHz	Allen, KA5TJS (in TX)
Midwest QRS Net (MWN) <i>(Suspended for the summer)</i>	Monday 7:30 PM CT	Tuesday 0030 Z	7061 KHz	Bob, W0CC (in KS)
Rocky Mtn Regional/Continental 20/40 QRS Nets (RMRc)	Tues & Thurs 4:00/4:30 PM MT	Tues & Thurs 2200/2230 Z	14060/7062.5 KHz	Dale, WC7S (in WY)
Pacific Northwest 80 m QRS Net (PNW80)	Thursday 7 PM PT	Friday 0200 Z	3556.5 KHz	Stewart, KE7LKW (in WA)

**Note:** On the rare occasions that there is a conflict between one of our scheduled nets and one of our regular sprints the sprint will take precedence.

## NET CONTROL STATION REPORTS

### NAQCC FarnsWord 40m, 60m and 80m QRQ Round Table Nets (FRN)

Sunday evenings 6:00 PM PT, which is Monday 0100 UTC, on 7056 kHz +/-  
 Sunday evenings 6:30 PM PT, which is Monday 0130 UTC, on 5348 kHz (Ch 2)  
 Sunday evenings 8:00 PM PT, which is Monday 0300 UTC, on 3556 kHz +/-  
 40m NCS - JB NR5NN (California); 60m/80m NCS - Rick N6IET (California)

FRN at 6PM PST Sunday (0100 UTC Monday) on 7056 kHz ±  
 Aug 5 QNS (8) N6IET, K6JJR, W7SAG/p, KE6EE, AI6SL, K6GVG, NR5NN, KW6G  
 Aug 12 QNS (7) NR5NN NCS, N6IET, KW6G, K6GVG, K6DAJ, WI6O, AI6SL  
 Aug 19 QNS (7) NR5NN NCS, N7HRK/m, K6GVG, KW6G, KE6EE, AI6SL, N6IET  
 Aug 26 QNS (5) N6IET NCS, W7SAG/p NCS, K6GVG, KW6G

53N at 6:30pm PST Sunday (0130 UTC Monday) on 5348 kHz (Ch 2)  
 Aug 5 QNS (7) NR5NN NCS, K6JJR, N6IET, K6GVG, KE6EE, AI6SL, W7SAG/p  
 Aug 12 QNS (6) N6IET, NR5NN, KW6G, WI6O, K6GVG, K6DAJ  
 Aug 19 QNS (6) N6IET NCS, KE6EE, AI6SL, NR5NN, KW6G, K6GVG  
 Aug 26 QNS (5) W7SAG/p NCS, KW6G, N6IET, AI6SL, K6GVG

FRN at 8PM PST Sunday (0300 UTC Monday) on 3556 kHz ±  
 Aug 5 QNS (5) N6IET NCS, KW6G, AI6SL, K6GVG, WI6O  
 Aug 12 QNS (4) N6IET NCS, KW6G, K6GVG, AI6SL  
 Aug 19 QNS (8) N6IET NCS, K0DTJ, KW6G, K6GVG, AI6SL, WI6O, KE6EE, NR5NN  
 Aug 26 QNS (5) N6IET NCS, WI6O, K6GVG, KW6G, AI6SL

## Commentary

We've had very iffy propagation among FRN stations on 40 meters. The band is always a bit too long for close stations to hear each other. Our operators always handle relaying information and calling the net quite well, however. When the "NCS" designation is omitted in the QNS reports above, it's because several of us shared the responsibility.

In the past we've moved FRN/40 up to as early as 4pm in hopes of catching the band a bit shorter, which always makes distant stations weaker because of D absorption. So it's always a compromise one way or the other. JB has the bailiwick for FRN/40, now, and he and I will consult hopefully in the next day or two and decide. I need to coordinate FRN/60 with FRN/40. I like having it immediately follow FRN/40. NVIS max drops below 5.35 Mhz before sunset, now. We'll notify all our regular check-ins of any schedule changes, in case they fail to make the newsletter deadline.

The good news is that there are signs that the 11-year sunspot cycle has almost bottomed out. Let's hope for a speedy recovery.

Yes, I've decided to rename the 60 meter net FRN, now that JB so kindly handed me the conch for it. FRN is easier for me to send than 53N. :-)

72, 73 and 77,

Rick N6IET

=====  
**NAQCC East Texas QRS Net (ETN)**

Monday evenings 7:00 PM CST, which is Tuesday 0100 UTC, on 3561 kHz +/-  
Main NCS - Allen KA5TJS (Texas)

7/31/18 QNI(3) NCS KA5TJS N4TMM KE5YGA

The band was not in great shape but got 2 ops tonight with Jim and Andy. Jim was QRP I think and Andy was QRO.

2018/08/21 QNI(2) NCS KA5TJS KE5YGA

The band was spotty again and only heard Andy tonight. We had a nice QSO with some QSB but not bad.

2018/08/28 QNI(2) NCS KA5TJS N4TMM

Monday after a solar flare on the weekend! Conditions were strange. Jim (N4TMM) was hitting 599 and QRP. KE5YUM and KE5YGA both tried to check in but could only hear Jim and not me. The band was long. I went QRO and make a couple of more calls and still nothing.

Allen KA5TJS

=====  
**NAQCC MIDWEST QRS Net (MWN)**

Monday evenings 9:00 PM CST, which is Tuesday 0300 UTC, on 7117 kHz +/-  
Main NCS - Bob W0CC

Net suspended until further notice.

=====  
**NAQCC Rocky Mountain Regional/Continental QRS Nets (RMRc)**

Tuesday/Thursday at 4:00 PM MST, which is Tuesday/Thursday 2300 UTC, on 14060 kHz  
Tuesday/Thursday at 4:30 PM MST, which is Tuesday/Thursday 2330 UTC, on 7062.5 kHz.  
Main NCS - Dale WC7S (Wyoming)

No Report

  
=====

**NAQCC Pacific Northwest QRS 80 Meter Net (PNW80)**

Thursday evenings 7:00 PM PST, which is Friday 0300 UTC on 3556.5 kHz.

Main NCS - Stewart KE7LKW (Washington State)

2018/08/03 QNI (4) NCS KE7LKW, W7ANM, AD7BP, N0DA/7.

2018/08/10 QNI (6) NCS WB4SPB, KG7JEB, K7JUV, AD7BP, VE7PJR, KE7LKW.

2018/08/17 QNI (3) NCS KG7JEB, KE7LKW, N0DA

2018/08/24 QNI (3) NCS WB4SPB, N0DA/7, KG7JEB

2018/08/31 QNI (6) NCS KG7JEB, WB4SPB, K7JUV, W7ANM, KE7LKW/M, AD7BP

73,

Stewart KE7LKW, Randy WB4SPB, George WB4SPB

=====



# HAM QUIPS



Dick Sylvan, W9CBT, #2062, has been a QRP/CW operator for a long time. He is also a very accomplished ham radio cartoonist and his work has appeared previously in the K9YA Telegraph newsletter. His book "HI HI - A Collection of Ham Radio Cartoons" is available at [www.lulu.com](http://www.lulu.com).

## HAM QUIPS DICK SYLVAN, W9CBT



**2-METER PHONE - NO LICENSE REQUIRED!**





# NAQCC CHAPTER NEWS

The North American QRP CW Club currently has eight local chapters - Western Pennsylvania, West Virginia, West Florida, Central Texas, Illowa, Delmarva, Downeast Maine, and Florida - but we would be more than happy to expand on that list. Chapters are more or less independent local gatherings organized by NAQCC members in a geographical area and subject to a list of guidelines from the NAQCC. They provide opportunities to have fun and to promote our parallel passions of QRP and CW. If you are interested in forming a local chapter please contact Club President Paul, N8XMS.

If your chapter is planning a portable operation activity and would like to have it promoted on the club email list or in the newsletter, send an email with the subject "NAQCC Portable Operation" and with the exact wording of the announcement to Vice President John, N8ZYA, at the email address listed on the last page about a week before the operation. Please be sure to include the UTC time for the event and not just the local time.

A report about your chapter activity should appear here. Please send them to KD2MX or N8XMS at the email addresses listed on the last page.

NAQCC chapters located in the United States are welcome to use the NAQCC Club call, N3AQC for their special operations. Please contact call sign trustee Paul, N8XMS, to schedule the use of N3AQC.

Chapter Reports Begin On The Next Page

## NAQCC WESTERN PENNSYLVANIA CHAPTER



Items in this section are from the Western Pennsylvania Chapter unless otherwise credited. Questions and comments should go to John, K3WWP.

Not much activity from the WPA Chapter in August. Maybe the sunspot minimum is even having an effect on members' interest in ham radio activities.

Mike KC2EGL and I (K3WWP) did the Skeeter hunt from the Kittanning Community Park. The weather was beautiful, band conditions less so. 40 was not as bad as 20 and Mike made 32 QSOs on 40 while I made only 21 on 20. Still it was a lot of fun operating outside with Mike as always.

Here are some pictures of Mike and me and our antennas. Mike's is the one with the orange mast.







Our regular 4th Wednesday pizza night was a bust as far as DX goes. So instead we made plans for our trip to Skyview on Sunday and played some computer games.

The visit to Skyview on the 26th was fun as always. It was only Mike KC2EGL, Tom WB3FAE, Jody K3JZD, and me attending. Even with the big Skyview antenna farm, there wasn't a lot of activity heard on the bands with one exception. The Kansas QSO Party provided us with some 35 QSOs or so along with 4 non-party QSOs. We never even heard any DX. That is a strong statement about the current point in the sunspot cycle. What really made it bad was a large CME that weekend on top of the state of the cycle. It was great fellowshipping with the Skyview members and the visitors to the Swap and Shop. Now some pictures.



That's L-R: WB3FAE K3WWP KC2EGL and Bob WC3O from Skyview. Then my setup in their radio room where my KX3/PX3 combo is dwarfed by their big rigs. On top of their amp is a great antenna switching setup whereby any of their antennas can be connected to any of their operating positions. There is a computer driven lockout that prevents a position from connecting to an antenna that is in use at another position.

Of course more details of chapter activities are always available in my web site diary at [k3wwp.com](http://k3wwp.com). Hope you'll pay a visit.

## CENTRAL TEXAS CHAPTER



Items in this section are from the Central Texas Chapter unless otherwise credited. Questions and comments should be directed to Danny, N5DRG.

The chapter is located in the Austin, TX area and maintains a website at <http://www.naqcc-centraltexas.net/index.html>.

No report available.



## DELMARVA CHAPTER



Items in this section are from the Delmarva Chapter unless otherwise credited. Questions and comments should be directed to Bill, N3IOD.

The chapter is located in the Delaware-Maryland-Virginia area.

No report available.

## DOWNEAST MAINE CHAPTER




Items in this section are from the Downeast Maine Chapter unless otherwise credited. Questions and comments should be directed to Jeff, KA1DBE.

The chapter is located in the Hancock and Washington counties area of Maine.

No report available.

## NAQCC FLORIDA CHAPTER



Items in this section are from the Florida Chapter unless otherwise credited. Questions and comments should go to Steve, WB4OMM.

The Florida Chapter website is <http://wb40mm.com/naqcc-fl-chapter>.

No report available.

## NAQCC ILLOWA CHAPTER



Items in this section are from the Illowa Chapter unless otherwise credited. Questions and comments should go to Mark, KONIA.

The Illowa Chapter operates in the “Quad Cities” area of Davenport, IA / Moline, IL.

The Illowa Chapter website is at <https://sites.google.com/site/naqccillowa2/>.

No report available.

## NAQCC WEST FLORIDA CHAPTER



Items in this section are from the West Florida Chapter unless otherwise credited. Questions and comments should go to Ron, N9EE.

The chapter's web site is at <https://www.facebook.com/groups/967110089994401/>.

No report available.

## NAQCC WEST VIRGINIA CHAPTER



Items in this section are from the West Virginia Chapter unless otherwise credited. Questions and comments should go to John, N8ZYA.

The chapter's web site is at <http://n8zyaradioblog.blogspot.com/>.

No report available.



# MEMBER SUBMISSIONS



This section is a forum for you to tell other members what you've been up to on the ham bands or to submit a short article dealing with some aspects of CW and QRP operation or equipment. Just about anything that would be of interest to our members would be welcomed. Send your items to our News Editor Paul, KD2MX.

DISCLAIMER: Any views expressed in this section are those of the submitting member and may or may not be those of the NAQCC or its officers.

From G3JFS, VA3RJ, N4OW, KU4GW, KF5YUB, NQ0RP, AE4ZR, etc. —

*In last month's newsletter G3JFS shared the link to a website that he liked to use for grid-square locator work. Unfortunately, almost immediately after we published the newsletter, that website shut down. This was apparently due to the fact that Google wanted to start charging a significant amount of money to the website's owner to use their maps. Previously their maps have been provided for free but apparently they do charge sites that have a high map-usage volume. Something similar happened to DXMaps and you can read about it at <https://www.dxmaps.com/spots/osmversion.html>. Several members have sent in alternatives that they use. (I have not personally checked out these sites.) - Editor*

- [https://www.egloff.eu/googlemap\\_v3/carto.php](https://www.egloff.eu/googlemap_v3/carto.php)

- [http://www.levinecentral.com/ham/grid\\_square.php/](http://www.levinecentral.com/ham/grid_square.php/)

- <http://www.k7fry.com/grid/>

- There is a free app in the App Store called Maidenhead. Type in the coordinates and it gives you an eight figure grid.

From Jerry, VE6CPP, #5697 —

*Jerry sent an email with the subject "Nice Lil Rig!" with this link in it. - Editor*

<http://qrznow.com/the-xiegu-x5105-qrp-portable-transceiver/>

From Paul, N8XMS, #0675 —

Last month the volunteer who processes all of our new member applications and membership data updates wound up in the hospital for two weeks and that important club work ground to a halt. Fortunately he is now “back in the saddle” and everything is once again smoothly rolling along. This situation brings to mind just how much this club depends on the faithful and tireless work done behind the scenes by our many volunteers. Month after month these fine people spend their valuable personal time doing all of the things that make the NAQCC the great club that it is. The jobs that they do are not “fun”, and more often than not could be described as very tedious. I won’t try to list all of these people for fear that I would accidentally leave someone out, but they know who they are and they really are the “unsung heroes” of the NAQCC! **THANK YOU** for all that you do!

From John, K3WWP, #0002 —

August was not a very good month. Here are the high(low)lights. My DX streak came to an end on August 1. 2 days later on the 3rd, my main computer crashed. The next couple weeks were largely spent restoring things on a new laptop I bought. During that period and through the end of the month, it was a real struggle keeping my main streak going.

As usual of late, I'm not going to waste time typing things here in the newsletter since if you are interested, many more details on the above and other happenings in August can be found in my web site diary at [k3wwp.com](http://k3wwp.com).

Thanks to all who have been visiting my site. The numbers have been picking up of late.



# NAQCC CLUB INFORMATION

## STATEMENT OF PURPOSE

From NAQCC President Paul Huff, N8XMS

Amateur radio has something for everyone. SSB, FM, AM, the digital modes, and QRO power levels all have their place in this great hobby and we certainly recognize the importance of these modes as well as the enjoyment that they give to many. But for a growing number of hams the challenge of *“doing the most with the least”* makes QRP (and QRPp) CW operating the greatest thrill available in amateur radio, and the North American QRP CW Club exists to promote this exciting facet of the hobby. As part of our focus we also encourage, but do not limit operators to, the use of simple wire antennas.

The NAQCC provides numerous opportunities for hams to enjoy QRP/CW operating. For contester types we have a popular monthly 2-hour sprint that runs at relatively low CW speeds and at a fairly relaxed pace. Three special sprints also take place during the year for 160-meter and QRPp operators. For a month-long activity we offer our members a Monthly Challenge that can be anything from forming a list of words from the calls of stations worked, to making a prescribed number of contacts using home-brew gear. There is also an extensive awards program to recognize the significant QRP/CW accomplishments of our members.

We also serve as a resource for people who are just getting started in QRP and/or CW. Our slow-speed CW nets are a great place for beginners to practice Morse code under real on-air conditions. Beginners will also find a wealth of helpful information on our club website and we are more than willing to try to answer any questions about QRP and CW that you might have. An extensive monthly newsletter is filled with useful projects and news from fellow QRPers.

A number of local NAQCC Chapters offer opportunities to get together for in person socializing and QRP/CW activities. Portable operations are especially popular with the local chapters.

Whether you are a veteran ham radio operator who is looking for a new challenge in the hobby, or a beginner who is intrigued by the possibilities of QRP/CW communication, we cordially invite you to join us. Membership is free and the benefits and fun are significant.

The North American QRP CW Club was founded in 2004 by WY3H and K3WWP and now has over 9500 members world wide. Membership is free and anyone interested in CW/QRP operating is welcome. Complete information about the NAQCC, including a membership application, activities schedule, and useful resources, can be found on our website at <http://www.naqcc.info/>. Inquires can also be sent to

Club President Paul Huff, N8XMS  
9928 Eckles  
Livonia, MI 48150  
USA



Additional contact information can be found on the next page.

NAQCC CONTACTS		
NAQCC President Newsletter Editor	Paul - N8XMS	paul142857@gmail.com
NAQCC Vice President West Virginia Chapter	John - N8ZYA	jspiker58@gmail.com
Delmarva Chapter	Bill - N3IOD	william.hammond@mchsi.com
Downeast Maine Chapter	Jeff - KA1DBE	ka1dbe@arrl.net
Florida Chapter	Steve - WB4OMM	wb4omm@arrl.org
Western Pennsylvania Chapter	John - K3WWP	jsk3wwp@windstream.net
Central Texas Chapter	Danny - N5DRG	n5drg@naqcc-centraltexas.net
Illowa Chapter	Mark - K0NIA	iowamv@gmail.com
West Florida Chapter	Ron - N9EE	n9ee@tampabay.rr.com
Help For Beginners	Brion - VE3FUJ	ve3fuj@wightman.ca
Member Submissions Member Spotlight	Paul - KD2MX	kd2mx@arrl.net
Facebook Page Manager	Jerry - K4KBL	digilink@gmail.com
NAQCC CW Nets	Wayne - NQ0RP	wayne.dillon@gmail.com

NOTE: These email address are not automatic links.  
They are given here in graphic form to avoid harvesting by spambots.

#### REPRINT POLICY

Unless otherwise stated in the article, local clubs and other ham radio organizations are free to reprint featured articles from this newsletter, provided appropriate credit is given to the North American QRP CW Club and the author of the article. If at all possible a link to the club website at <http://www.naqcc.info/> should be included.