

# NAQCC NEWS

ISSUE 230 AUGUST 2017



## KEY CLICKS

- **N3NFL WINNER OF QRP GEAR PACK.** The winner of the special prize drawing that was held for the participants in our annual Field Day challenge was Dave, N3NFL. Dave won a nice QRP gear pack (see the June newsletter for a picture) and I understand that he has already put it to good use for some portable operating.
- **N#A OPERATORS NEEDED IN OCTOBER.** Each year, as part of our club anniversary celebration, we put special callsigns N1A, N2A, ... , N0A on the air running QRP/CW from all over the United States, and we need plenty of volunteer operators to pull it off. This year our 13th anniversary will be celebrated from 0000Z, October 9, through 2400Z, October 15. It's a lot of fun, no special equipment or skills are needed, logging and "paperwork" are minimal, and your operating schedule is completely flexible. If you are interested in being an N#A operator please contact club President Paul, N8XMS (email address on last page). There is no limit to the number of operators that we can have so "the more the merrier." If you would like to be the one N#A operator from your district that gets to use the special N#A call during the sprint that week please indicate that as well. (First come first served and previous sprint experience would be helpful.) Detailed instructions for special event operators will be sent out in September but if you have any questions just ask. More information about our anniversary celebration can be found at [http://www.naqcc.info/main\\_n3a.html](http://www.naqcc.info/main_n3a.html).
- **SPECIAL POSTING/SPOTTING WEBSITE.** Several members have reported that they have been using a webpage at <http://n8fq.org/sked> that is set up for NAQCC members to report spots and to exchange information in postings. You might want to check out this page and use it as a supplement to our own spotting page available on our club website. (N8FQ is not a member of the NAQCC and this site is not "officially supported" by the club.)
- **NAQCC WESTERN PA CHAPTER FINISHES 1ST IN 2016 FOBB!** I don't know if this is old news or not but I just learned about it. Two members of the Western PA chapter of the NAQCC, K3WWP and KC2EGL, used our N3AQC club call sign to finish first place overall (by a sizable margin) in the 2016 Flight of the Bumble Bees contest. I know that they are planning to do it again this year and we certainly wish them luck and look forward to hearing how they do. (Actually by the time that you read this the 2017 FOBB will already be over and we will try to let you know how they did as soon as possible.) Here is a link to the 2016 FOBB results: <http://bit.ly/2byw6x1>

### IN THIS ISSUE

Key Clicks	1
Camp-Chair Station	3
KX3 Support Stands	7
Member Spotlight	10
Sprints	12
Challenges	15
Awards	17
CW Nets	18
Help For Beginners	21
Ham Quips	22
Chapter News	23
Member Submissions	41
About The NAQCC	45
Contacts	46

- **PLEASE HELP OUR SPRINT LOG PROCESSORS WITH A COUPLE OF ISSUES.** There are a couple of things that have been popping up in our submitted sprint logs that are creating some problems for our processing. First, stations located in both Maryland and Washington DC should be logged as Maryland - MD, not MDC. (This applies for all NAQCC sprints, challenges, and awards except our Field Day challenge where the ARRL's MDC designation can be used.) Second, stations operating portable with a /# designation on the end of their call should be logged under their call without the portable designation. In other words log N8XMS rather than the N8XMS/4 portable designation.
- **ARE YOU WORKING ON YOUR ANNIVERSARY PRIZE ELIGIBILITY?** Remember that participating in a combination of sprints and challenges will make you eligible for the top-tier prizes in our anniversary drawing in October. Eligibility details at [http://www.naqcc.info/prize\\_drawing\\_13th\\_anniv.html](http://www.naqcc.info/prize_drawing_13th_anniv.html).
- **CHECK OUT OUR MONTHLY POLLS.** Jerry, VE6CPP, puts up an interesting poll on our club website each month. You can cast your vote in the current poll and see past poll results using the links on the main club page <http://www.naqcc.info/>. The more people that cast a vote, the more interesting the results.
- **THANK YOU FOR THE DONATIONS!** A big "THANK YOU" goes out to everyone who has made a recent donation to the NAQCC treasury. The NAQCC has no membership dues and we depend on your generous donations to cover our operating expenses. If others would like to help out with a donation there are two ways that you can do it. The first way is to use *PayPal* to electronically send your contribution to Club Vice President John, N8ZYA, using the email found on the last page of this newsletter. To avoid any additional fees please be sure to check the box that says "*I'm sending money to family or friends.*" Also please add a note indicating that this is a donation to the NAQCC and include your call sign. The second way to make a donation is to mail a check or money order made out to *The North American QRP CW Club* and send it to *John Smithson, 1529 Virginia St E, Charleston, WV 25311*. Assuming that we have your correct email address on file, your contribution will be acknowledged by email with a carbon copy sent to a second club officer as a "check and balance."



# CAMP CHAIR STATION

BY STAN, WB2LQF

## *A Total Solution for the Old Goats Among Us*

Not everyone combines hiking with QRP portable operations. Some of us older folks may lean toward the more leisurely approach –a comfortable seat in the shade, a cold drink at hand, a place to take notes and keep the log and no time consuming antics required to erect an antenna. I'm one of those people.

While I'm not yet ready to be "put out to pasture," I sure don't mind walking out there under my own power now that I've got a complete QRP portable station to plop down at when I get there!

Figures 1 and 2 show my QRP Camp Chair Station. Although it's tailored to my Elecraft KX1 transceiver, the concept can be applied to any transceiver. I purchased the chair from Harbor Freight. The Harbor Freight item number is 62314 and the actual item description is "Foldable Aluminum Sports Chair." It sells for \$27.99. It folds up into a compact and lightweight package. It has a convenient shelf on the right side (for right handers). If you are left handed, the good news is that you can drill out the rivets and re-install it on the *left* side with nuts, washers and bolts. The pouch assembly, originally on the left side, can be easily moved to the right side because it's only secured by hook and loop fasteners.



At first glance it may seem somewhat heavy and unwieldy. It is – if you are going on a long hike or walking along extensive trails. If, however, those days are behind you and your goals are simply to get out of the shack and into the fresh air for a bit of challenging low power operating, please read on.

Spring, Summer and Fall offer great opportunities for field operations within comfortable walking distance of your car. The seashore, lakeside, next to a river, a scenic rest stop off an interstate, state parks, national historic sites, your backyard, a quiet corner of a supermarket parking lot while your spouse is shopping...endless possibilities. One of my favorite day outings is to bring my QRP Camp

Station to Samuel F.B. Morse's historic Locust Grove estate in Poughkeepsie, NY and work the world on less power than a night light.

The QRP Camp Chair Station provides a *total* solution to portable operating. *Everything is on the chair.* There is no need to gather up and pack antenna, throwing weights, counterpoise, headset, batteries, logbook, scratch paper, pens, etc. Imagine taking your QRP Camp Chair Station out of the car, opening it up, laying out the counterpoise, running up the antenna and then sitting down to operate in under two minutes.

The antenna is probably the biggest single challenge when operating QRP portable. Tossing a wire into a tree is fine as long as you are going has a tree or two. One of the goals of this project was to be independent of the environment. The mounting arrangement accepts a 31 foot fiberglass telescoping mast (Jackite and MFJ are two sources).

A wooden standoff is bolted to the chair frame and provides the mounting point for a length of appropriate diameter PVC pipe. When fully extended, the 31 foot pole is completely stable even when the seat is empty and winds are gusting. To avoid wire kinks and tangles, I made a winder from an empty plastic fishing line spool and mounted it on the wooden standoff on a homemade axle of bolts, washers and nuts. A notch in the plastic holds the radio end of a 28 foot vertical antenna wire and a homemade handle (actually a lag screw) allows me to wind the vertical radiator onto the spool. Another notch holds the antenna end of the wire which is tied to a snap swivel. When it's time to operate, I just clip the snap swivel onto the fiberglass pole's tip and push up the sections while the antenna wire pays out neatly.



My antenna is the recommended length for the KX1's internal tuner and loads up on 40, 30 and 20 meters. Being vertical, it also provides a nice low radiation angle for QRP DXing. Although it takes longer to erect and break down, I also have lightweight homemade dipoles for 20 and 40 meters which I can attach to the pole and use in omnidirectional inverted V configuration. Of course end feds with 9:1 UNUNs and linear loaded verticals are other antenna options.

The other half of the antenna system is the counterpoise. My approach is to use a tunable counterpoise made from a tape measure. All ground isn't equal. The tape measure lives on the bottom left side chair rail and swivels 360 degrees. I mounted it on a piece of wood and it's secured with a small diameter bungee cord. Note that I scraped off the paint and attached a connecting wire directly to the tape measure. The tape measure can swivel 360 degrees while the counterpoise wire connecting point remains tight and reliable. The tape measure makes it easy to adjust and record counterpoise lengths for best SWR per band per location.



Although the KX1 has a set of internal AA cells good for about 1 watt output, I mounted a 12V 7 AH battery on the right bottom chair rail giving me about 3 watts output. The battery's base is a piece of wood bolted to the chair rail and the battery is securely attached to the wood with small diameter bungee cord.



A wooden “ramp” is mounted on the side tray to elevate the KX1 and make access to controls easier and improve LED visibility. There’s also space to store my headset. Small diameter bungee cord is used to secure everything.



The pouches on the left side are various sizes and offer the ideal place to store logbook, pens, scratch paper, a beverage, a sandwich and a combination tool for field repairs. It’s also where I store my external amplified speaker. For a finishing touch, add a clamp-on beach chair umbrella and you’re good to go!

Still not convinced? See this video at: <https://www.youtube.com/watch?v=U5ikU7Q0O5Q&t=13s>

73, Stan WB2LQF




# KX3 SUPPORT STANDS BY JODY, K3JZD

After joining the KX3 owners club, I soon learned that the swing out rear legs are OK, but not always ideal. I found that I was shifting my position all of the time to read the bottom of the display whenever using them. A search for KX3 Stands turned up a lot of homebrew ones, but few commercial ones. And, the commercial ones that I did find seemed to be a bit overpriced for what was there.

I decided to explore Tablet Stands to see if any of them would be suitable for propping up the KX3. eBay seems like the easiest way to shop for them. So I went there. I was looking for something to use in the shack as well as during park operations.

Here are three Tablet Stands that I found, purchased and tried. And what I thought of each of them.

## Inexpensive Plastic Stand:

	
<p>Pros</p> <ul style="list-style-type: none"> <li>- Cost (\$3.05)</li> <li>- Adjustable Angle (three fixed snap-lockable positions)</li> <li>- Light and folds flat so is packable</li> </ul> <p>Cons</p> <ul style="list-style-type: none"> <li>- KX3 not real stable on it, even after modifying the rubber pads on the bottom a little to try to improve that.</li> </ul>	

<http://tinyurl.com/mtjq4bx>

**Aluminum Swivel Stand:**



**Pros**

- Cost (\$10.61)
- Infinitely adjustable angle
- Positions the KX3 higher off of the desk
- The KX3 sits well on it (after adding a couple stick-on bumpers at the top)

**Cons**

- The rotation is more of a annoyance than a feature
- Light, but not as packable as the others are.

<http://tinyurl.com/ktule5o>

**Aluminum Easel Stand:**



**Pros**

- Cost (\$8.08)
- Not as light as I thought an aluminum stand would be, but it is very packable for portable operations

**Cons**

- Stands the KX3 up a little higher than I like.
- Cannot adjust the angle



<http://tinyurl.com/law9o78>



## Summary

I really did not care for the Inexpensive Plastic Stand. While it worked in the shack whenever it was adjusted to its most reclined position, it seemed just a bit too wobbly. Since it folds flat and is very light, it could see some use whenever I go out to a park. But, if I never use it, I sure did not have much invested in it and will not feel bad about not using it.

I do like to use the Aluminum Swivel Stand in the shack. After I added the two stick-on bumpers that you see in the picture, the KX3 sits on it quite well. And I like that the recline angle is infinitely adjustable. However, I am going to do something to disable or retard the swivel feature as that is not needed at all. I'm thinking that could be done easily with a piece of rope wrapped around the pivot. It is kind of portable whenever it is put down to a flat position, but it is not all that tiny. So, I think this one will just stay in the shack all of the time.

The Aluminum Easel Stand must be made out of pretty tough aluminum. While it is light, it seems to be a little heavier than I expected for aluminum. In fact I tested it with a magnet to make sure it was aluminum. Nonetheless, this is the one that I expect to be carrying with me whenever I'm going out to a park. It folds nicely and it slides into the black felt pouch that came with it. But, I am going to cut a little bit of length off of the rear leg to get the KX3 to recline back a little more.



# MEMBER SPOTLIGHT



Each month one of our members is randomly selected and asked to share their ham radio biography with all of us. Questions or comments should go to Paul, KD2MX.

DISCLAIMER: Any views expressed in this section are those of the submitting member and may or may not be those of the NAQCC or its officers.

## WALT PECKHAM, KB1M, #8058



I have recently returned to ham radio after being QRT for 26 years. I had always made sure to renew my license, as I always felt that there would come a time to re-enter the hobby.

In high school, I had tried a novice class but soon dropped out as I just couldn't get past the CW hurdle. In the mid 1970's I got caught up in the C.B. fad, which led to me buying an issue of CQ magazine. Now that was an eye opener! Soon after, I was studying CW with the ARRL cassette tape "Tune In The World With Ham Radio". Natural CW aptitude was not something I possessed, but stubborn determination got me through.

After long months I mastered the tape, and subsequently received novice call WB1HJI in 1977 or 1978. Speed plateaus were never long lived. I received my present call in January 1981. CW soon took a nose dive. As I remember, I had foolishly gotten the idea in my head that 20 plus WPM was expected now. But I preferred a leisurely rate with a straight key.

Phone became my preferred mode, and November 1989 was my last log entry. Finally, in October 2015, having more free time, I decided to get on the air again. CW had been a large expenditure of effort for me, a hard earned skill that I did not want to lose, and also some of my fondest amateur memories were on CW. QRP CW seems a perfect fit for me, the small-size transceiver and headphones allow me to operate in a corner of the living room, so my wife is not left feeling like a "radio widow" with a husband

"holed up" in another room. It was also a low cost way to get my feet wet again. Due to hand injuries, straight keys are a thing of the past and I now make no apologies about my speed.

The NAQCC has been a great resource in re-entering ham radio. I have come to really enjoy and look forward to the QRP sprints. They have been a low pressure skill and confidence builder for me; activity nights in which I can compete against myself, not so much others, while working other QRP enthusiasts on a level playing field. The first monthly challenge I attempted was the June 2016 Field Day Challenge, and while only getting 14 of the required 20 states, it was a success in me starting to get over my fear of making exchanges with much faster operators. The few letter challenges I have done have been a lot of fun and have increased my log entries. DX stations that I previously thought were too weak to call have provided needed letters.

So far my expectation of making a few contacts and having a little fun has been very much exceeded. The magic of radio has returned along with an occasional WOW moment. I have no interest in trying any other modes and so far have felt little need for a 100-watt class transceiver. My goals are simply to have fun and continuously work to be a better operator.

Living in quiet rural N.H. on a hilltop certainly plays a large part in my success and enjoyment of amateur radio. Simple wire antennas strung between trees on my property work well for me. I consider myself very lucky. I feel greatly blessed to have received a warm welcome back from so many radio amateurs. Growing a vegetable garden and occasionally deep sea fishing are some other activities that I enjoy doing during the summer.



# NAQCC SPRINTS

**CURRENT MONTH'S SPRINT:** Our sprint this month will be August 9, 0030-0230 UTC which of course is the evening of Tuesday, August 8th in North America. Complete details can be seen at <http://www.naqcc.info/sprint/sprint201708.html>.

Please remember to strive for that perfectly formatted "SILVER LOG" submission. It really helps our log processing. Everything that you need to know about how to have a Silver Log can be found at <http://naqcc.info/GLCheckList.txt>.

Complete sprint rules and information on log submissions can be found at <http://naqcc.info/contests.html>.

We occasionally get questions from sprint participants about how to use the GenLog software to log and report their contacts. Most of the time the answers to these questions can be found in the excellent illustrated tutorial written by KB8FE and found at [http://www.naqcc.info/sprint\\_genlog\\_tutorial.html](http://www.naqcc.info/sprint_genlog_tutorial.html). Alternatively, a logging spreadsheet for Mac OS X computer users is available at [http://www.naqcc.info/sprint\\_macs.html](http://www.naqcc.info/sprint_macs.html).

**LOGGING CLARIFICATION:** There are a couple of things that have been popping up in our submitted sprint logs that are creating some problems for our processing. First, stations located in both Maryland and Washington DC should be logged as Maryland - MD, not MDC. (This applies for all NAQCC sprints, challenges, and awards except our Field Day challenge where the ARRL's MDC designation can be used.) Second, stations operating portable with a /# designation on the end of their call should be logged under their call without the portable designation. In other words log N8XMS rather than the N8XMS/4 portable designation.

**LAST MONTH'S SPRINT RESULTS:** Conditions for our sprint in July were a little bit rough for many but nevertheless a fun time was had by all. 173 participants submitted 118 logs with a total of 1457 QSO contained in those logs. Complete sprint results, including some great soapbox comments, can be seen at <http://www.naqcc.info/sprint/sprint201707.html>.

We would especially like to welcome our first-time sprint loggers and hope that they will return to participate often: K4TRH AD0RX WA1GOV N9WKE AF4OI K9QEW NE5TH NR3Z K4KBL

**PARTICIPATION ELIGIBILITY:** Remember that participating in a combination of sprints and challenges will make you eligible for the top-tier prizes in our anniversary drawing in October. Eligibility details can be seen at [http://www.naqcc.info/prize\\_drawing\\_13th\\_anniv.html](http://www.naqcc.info/prize_drawing_13th_anniv.html).

SWA STRAIGHT KEY CATEGORY			
Division	1st	2nd	3rd
W1	KN1H	K1IEE	
W2	W2SH	W2JEK	
W3	K3JZD	W3TTT	
W4	K4KRW	K4KBL	WG8Y
W5	N5GW	NE5TH	
W6	K6MGO		
W7	KF7WNS		
W8	WV8DH	N8BB	
W9	WB9HFK	KD9VT	
W0	AA0W	N8LA	
VE	VE2BZO		
DX			

SWA BUG CATEGORY			
Division	1st	2nd	3rd
W1	NF1U		
W2	K3CKO		
W3	K3WWP		
W4	KJ4R		
W5	NF5U		
W6			
W7			
W8	KI8FV		
W9			
W0	KD0V		
VE			
DX			

SWA KEYER/KEYBOARD CATEGORY			
Division	1st	2nd	3rd
W1	KB1M	N1JI	
W2	K2YGM		
W3	KD3CA		
W4	WB4OMM	K3NLT	
W5	N5DRG		
W6			
W7	K7MK		
W8	W8DN		
W9	K9CW		
W0	N0TA		
VE	VE3GNU		
DX			

GAIN CATEGORY			
KEY==>	SK	BUG	K/K
	K4BAI		NN9K

FIRST TIME ENTRANT HIGH SCORE			
KEY==>	SK	BUG	K/K
	K4KBL		NR3Z
PRIZE DRAWING WINNER			
AC5T			

	Current Month	Previous Month	All-Time Record	Record Date
<b>Logs</b>	118	112	217	4/17
<b>Participants</b>	173	152	269	2/13
<b>Total QSOs</b>	1457	1288	3154	4/17
<b>Hour 1 QSOs</b>	835	838	1704	4/17
<b>Hour 2 QSOs</b>	622	450	1450	4/17
<b>20m QSOs</b>	237	379	1232	8/13
<b>40m QSOs</b>	1131	846	2203	4/17
<b>80m QSOs</b>	89	63	1417	2/13
<b>Avg QSOs/Station</b>	12.3	11.5	19.3	9/11

**SPRINT HONOR ROLL:** We honor the following members for their outstanding participation over the years in our regular sprints. Exact counts can be seen at [http://naqcc.info/sprint\\_dates.html](http://naqcc.info/sprint_dates.html).

NUMBER OF SPRINTS	MEMBERS
50+	N2ESE NU7T(SK) NO2D WX4RM WA8SAN N0TA AA9L WG8Y NA4O WD0K N8BB K6MGO KQ1P KB8FE NQ2W KA9FQG WY3H N8QY AA7CU K6CSL K9OSC KB0ETU K9EYT KC2EGL VE5BCS(SK) AK3X N5GW K4ORD K2YGM
75+	K4JPN K3RLL K4NVJ K1IEE N4FI KD0V WA2JSG KB3AAG(SK) VE3FUJ WB8ENE W4DUK KE5YUM K4KRW
100+	W2SH WB8LZG N8XMS K4BAI KD2MX KU4A NF8M
125+	KA2KGP W2JEK W9CC
150+	K3WWP



# NAQCC CHALLENGES

**CURRENT MONTH'S CHALLENGE:** This month we have an alphabet challenge with words that are all related to the Fu Go balloon attack of the United States by Japan in WW2. You can find the complete list of words along with some interesting history at <http://www.naqcc.info/challenges/challenges201708.html>.

The European challenge is an alphabet challenge using the names of famous European zoos. The list of words can be found at <http://naqcc-eu.org/eu-challenges/august-2017-challenge/>.

**NEXT MONTH'S CHALLENGE:** The North American challenge in September is a new one for us that is based on the grid-square system for geographic locations. Details can be found at <http://naqcc.info/challenges/challenges201709.html>.

The European challenge can be found at <http://naqcc-eu.org/eu-challenges/september-2017-challenge/>.

Complete information about our challenges including a helpful tutorial on how to organize your work for an alphabet challenge can be found at <http://naqcc.info/challenges.html>. Detailed general rules for our challenges can be found at [http://naqcc.info/challenges\\_rules.html](http://naqcc.info/challenges_rules.html).

**LAST MONTH'S CHALLENGE:** The deadline for submitting entries for the July Flag challenge is still a few days away. You can go to <http://naqcc.info/challenges/challenges201707.html> to see what has been posted so far, and the final results will also be posted there shortly after the 10th of the month.

The European challenge results will be available at <http://naqcc-eu.org/eu-challenges/july-2017-challenge/>.

**PARTICIPATION ELIGIBILITY:** Remember that participating in a combination of sprints and challenges will make you eligible for the top-tier prizes in our anniversary drawing in October. Eligibility details can be seen at [http://www.naqcc.info/prize\\_drawing\\_12th\\_anniv.html](http://www.naqcc.info/prize_drawing_12th_anniv.html).

**CHALLENGE HONOR ROLL:** We honor the following members for their outstanding participation over the years in our monthly challenges. Exact counts can be seen at [http://www.naqcc.info/challenges\\_schedule.html](http://www.naqcc.info/challenges_schedule.html).

NUMBER OF CHALLENGES	MEMBERS
25+	KU4A K9OSC KD0V WY3H PA0XAW N1JI VE3HUR N9SE N1LU KD2MX
50+	K1YAN VE3FUJ NU7T(SK)
75+	K1IEE
100+	W2JEK N8XMS
125+	
150+	K3WWP





# NAQCC AWARDS

We have an extensive list of awards that you can earn. Complete details can be found at <http://naqcc.info/awards.html>.

## FEATURED AWARD: DXCC AWARD

This month we would like to remind you of our NAQCC DXCC award. Work at least 100 DX entities using QRP power and “simple wire antennas” and you will qualify for this award. Endorsements can be earned for 100 2X QRP QSOs as well as 25, 50, 75, and 100 QRPp DX entities. Complete information can be found at [http://www.naqcc.info/awards\\_dxccswa.html](http://www.naqcc.info/awards_dxccswa.html).

## RECENTLY ISSUED AWARDS:

Friendship Club Award - 2900 point certificate  
0001 - K3WWP      1413   07/19/17



# NAQCC QRS/QRQ NETS

We have a number of nets (QRS = slow speed, QRQ = higher speed) designed to help people build up their CW operating skills. Complete information about these nets can be found at [http://naqcc.info/cw\\_nets.html](http://naqcc.info/cw_nets.html). Questions should be directed to Net Manager Wayne, NQ0RP.

NAQCC NET SCHEDULE				
Net	Local Time	UTC	Freq +/-	Primary NCS
Farnsword 80 m QRQ Nets (FRN)	Sunday 8:00 PM PT	Monday 0300 Z	3556 KHz	Rick, N6IET (in CA)
Farnsword 53 QRQ Net (53N)	Sun & Thurs 6:00 PM PT	Mon & Fri 0100 Z	5332 KHz (Ch 1)	JB, NR5NN (in CA)
East Texas QRS Net (ETN)	Monday 7 PM CT	Tuesday 0000 Z	7065 KHz	Allen, KA5TJS (in TX)
Midwest Net QRS Net (MWN) <i>Suspended until October 2, 2017</i>	Monday 7:30 PM CT	Tuesday 0030 Z	7117 KHz	Wayne, NQ0RP (in KS)
Rocky Mtn Regional/Continental 20/40 QRS Nets (RMRc)	Tues & Thurs 4:00/4:30 PM MT	Tues & Thurs 2200/2230 Z	14060/7062.5 KHz	Dale, WC7S (in WY)
West Virginia QRS Net (WVN)	Wednesday 9 PM ET	Thursday 0100 Z	3556 KHz	John, N8ZYA (in WV)
Pacific Northwest 80 m QRS Net (PNW80)	Thursday 7 PM PT	Friday 0200 Z	3574 KHz	Stewart, KE7LKW (in WA)

**Note:** On the rare occasions that there is a conflict between one of our scheduled nets and one of our regular sprints the sprint will take precedence.

## NET CONTROL STATION REPORTS

### NAQCC FarnsWord QRQ Net (FRN) 80 Meter Net

Sunday evenings 8:00 PM PDT, which is Monday 0300 UTC on 3556 kHz +/-  
Main NCS - Rick N6IET (California); Backup NCS - JB NR5NN (California)

- 2017-07-03 QNI (9) NCS N6IET, NR5NN, AI6SL, K6GVG, KE6EE, K7KY, N6UG, AI6U, K6JJR
- 2017-07-10 QNI (5) NCS N6IET, K6GVG,, KW6G, K7KY, NR5NN
- 2017-07-17 QNI (8) NCS N6IET, N6KIX, KW6G, K6JJR, AI6SL, W7SAG, KE6EE, NR5NN
- 2017-07-24 QNI (6) NCS N6IET, AI6SL, KW6G, KE6EE, K6GVG, AI6U
- 2017-07-31 QNI (9) NCS N6IET, NR5NN, KE6EE, W7SAG, AI6SL, N6UG, K6GVG, WU7F, AI6U

Eighty meters has been working well for us this summer. And the 8pm time-slot also seems perfect, because by then the D-layer has disappeared, yet we still enjoy NVIS conditions, and signals are pretty strong, at least over the first 500 miles. Further than that, not so great, but we manage to exchange information regardless of the distance, thanks to participating relay stations.

We welcome the participation of several members of the Sacramento-based Samuel F Morse ARC (of which I'm now a member) and of AI6SL in San Jose and K6GVG commuting between northern San Diego County and Newport Beach, whose

Hustler CM-3 balcony-mounted "sideways" mobile antenna was my inspiration for using the same antenna on my balcony to replace my rooftop AV-680, which my landlord made me take down last week (before the end of July). And AI6SL and NR5NN and others inspired me to finally purchase a new KX2 for portable operations, which I'm expecting to be delivered this week.

We on FRN and 53N have become a friendly community of antenna experimenters and enthusiastic CW operators, working to improve our CW operating, sending and copying skills. And most of us manage to keep one foot in the QRP world, while we're at it.

We'll continue with the current band and schedule for the month of August.

72/73 de Rick N6IET

=====

**NAQCC FarnsWord 53 QRQ Net (53N)**

5332 kHz (Ch 1) Sunday 18h00 PDT, which is Monday 0100 UTC  
 NCS(s) - JB NR5NN (CA); Rick N6IET (CA); John W7SAG (WA);  
 2017-07-03 (5) K6GVG KE6EE NR5NN N6IET  
 2017-07-10 (3) N6IET NR5NN W7SAG  
 2017-07-17 (4) W7SAG KE6EE N6IET NR5NN  
 2017-07-24 (6) AI6SL AI6U K6GVG K6JJR KE6EE N6IET NR5NN  
 2017-07-31 (5) AI6SL AI6U K6GVG N6IET NR5NN

53N: The 60 meter Channel 1 experiment continues with interesting results. (Note: would have preferred Channel 5 for the DX possibilities but there is a fairly large SSB gathering each evening.)

Remarkable low noise level reported at most QTHs.

Remarkable, repeatable, QRPP results from 20 to 400 miles when NVIS.

Only two stations initially, now just one, using resonant 60m dipoles.

Amazing QRPP results over 400 mile paths, with consistent R5 reports at 200 milliwatts and R4 to R5 reports at 100 milliwatts. Several KX2 and KX3 in the group used barefoot, and quite often, portable.

So far, SSB ops have yielded the channel to us - they can easily be filtered out and are not significant QRM, but nice that they defer. They should be able to notch us out but we've heard several comment on our very strong signals, which is kinda funny since most of us are QRP or at 25 watts or less. Actually have had more digital stations sharing the channel than SSB, also with no interference to us.

Lastly, it is amazing what Roy/K6GVG does with a 8i mobile antenna clamped to his eighth floor balcony rail - you gotta hear it to believe it. And now Rick/N6IET is doing the same - and occasionally using a mag loop.

If you don't have a transmit antenna on 60m, SWL reports are appreciated.

73/JB.nr5nn

=====

**NAQCC East Texas QRS Net (ETN)**

Monday evenings 7:00 PM CST, which is Tuesday 0100 UTC, on 3561 kHz +/-  
 Main NCS - Allen KA5TJS (Texas)

2017/7/4 - I was in Houston and got no reports of a gathering in my absence!

Hopefully see you all next week.

Allen KA5TJS

2017/7/11 (5) NCS KA5TJS N5DRG KE5YGA KM4THR KD5GCX

I lost N5DRG half way thru the QSO. The band crashed to the West. All others were good but the QRN was ruff here.

2017/7/18 (4) NCS KA5TJS N5DRG KE5YGA WI5H

Well with the solar activity we did better than I thought we would! Bands have really been bad since Saturday.

TNX for the check ins and hope to CU all next week.

2017/7/25 (1) NCS KA5TJS

Called the net 3 times and heard nothing. The conditions have been ruff the last few day.

Hoping for better next week.

Allen KA5TJS

=====

**NAQCC MIDWEST QRS Net (MWN)**

Monday evenings 9:00 PM CST, which is Tuesday 0300 UTC, on 7117 kHz +/-  
Main NCS - Wayne NQ0RP (Kansas)

No Report.

Please note that the 40m Mid West net is suspended until the first Monday of October (10/2/2017).

=====

**NAQCC Rocky Mountain Regional/Continental QRS Nets (RMRc)**

Tuesday/Thursday at 4:00 PM MST, which is Tuesday/Thursday 2300 UTC, on 14060 kHz  
Tuesday/Thursday at 4:30 PM MST, which is Tuesday/Thursday 2330 UTC, on 7062.5 kHz.  
Main NCS - Dale WC7S (Wyoming)

2017/7/6 QNI (3) NCS WC7S, K0DTJ (2)  
2017/7/11 QNI (2) NCS WC7S, (ME ON EACH FREQ.. WITH NO OTHER CHECKINS)  
2017/7/13 QNI (4) NCS WC7S, AA7CU (2)K0DTJ  
2017/7/18 (2) NCS WC7S, (ME ON EACH FREQ.. WITH NO OTHER CHECKINS)  
2017/7/20 QNI (2) NCS WC7S, (ME ON EACH FREQ.. WITH NO OTHER CHECKINS)  
2017/7/25 QNI (2) NCS WC7S, (ME ON EACH FREQ.. WITH NO OTHER CHECKINS)  
2017/7/27 QNI (2) NCS WC7S, (ME ON EACH FREQ.. WITH NO OTHER CHECKIN

Even with 100 w out, and various antenna, the Prop Princess has proven to be very difficult at this time of day.  
Therefore, This net will be suspended, until the first of Oct. We will resume then, hopefully with much better conditions,  
and a new antenna here too.

Thank you all for trying, see you all in October.

Dale.

=====

**NAQCC West Virginia QRS NET (WVN)**

Wednesday evenings 9:00 EST, which is Thursday 0200 UTC on 7117 kHz.  
Main NCS - John N8ZYA (West Virginia)

2017/7/5 (3) NCS N8ZYA K3NLT W8GDP

Terrible band conditions tonight. I could barely hear Russ K3NLT in Virginia. John W8GDP heard and tried to relay K9VEG ? but right in the noise.

I made the best of a bad situation and switched to 40 meters after the net and was able to work two additional "13 Colony Special Event Stations". The first one was K2E in Delaware who actually called "QRP only". The second station was K1K / QRP in New York. Luck me.....

2017/7/12 (2) NCS N8ZYA W8GDP

Terrible band conditions tonight. John W8GDP and I had a nice QSO about our breakfast meeting this morning. We amused ourselves as we kidded each other about running big amps to create more power. The thought of wiring the house with 220 volts quickly made us both appreciate the simplicity of running QRP with minimal power. I don't think running 500 watts would have made a difference tonight. Hi Hi I never heard another signal on either 80 or 40 meters tonight.

2017/7/19 - No report.

2017/7/26 (3) NCS W8GDP WV8DH K9VEG

My thanks to John W8GDP for taking the net this evening. I had an unexpected emergency and couldn't be home in time for the net. I was glad to see Dave WV8DH check in and also a new member K9VEG.

=====

**NAQCC Pacific Northwest QRS 80 Meter Net (PNW80)**

Thursday evenings 7:00 PM PST, which is Friday 0300 UTC on 3574 kHz.  
Main NCS - Stewart KE7LKW (Washington State)

2017/07/07 (6) KE7LKW NCS, WB4SPB, KG7JEB, K7JUV, AD7BP, W7ANM.  
2017/07/14 (3) W7DK NCS, K7JUV, AD7BP  
2017/07/21 (8) KE7LKW/7 NCS, WB4SPB, W7ANM, N0DA, NB7M, K7JUV, AD7BP, N7TB/7.  
2017/07/28 (4) KE7LKW/7 NCS, KE7JEB, N0DA/7, K7JUV.



# HELP FOR BEGINNERS



Items in this section are from CW Assistance Project Coordinator Brion, VE3FUJ, unless otherwise credited. If you are interested in helping out or need some help yourself please contact VE3FUJ. Additional help is also available on our website at <http://www.naqcc.info/cw.html>.

Hi again everyone. I have not been in the Basement this month of July I'm sorry to say, except out of necessity. Since the Major Flood in late June we've had rain aplenty so the Water-table has remained high, ergo the smell of damp Concrete has lingered, a smell I abhor and try to avoid as it stays in my nose long after. In the Basement is where I do my radio tinkering, so needless to say I didn't get anything done on the new VFO I wanted to built. The smell is slowly abating so hopefully in August I can make it down there.

Most of July I spent plying my other Hobby, building "plunky boxes" that is, Guitars, Mandolins etc. and had great fun doing that. I only spent the summer month, or any other time of the year where I can leave the car out without it getting too cold or covered over with snow, I just dislike shoveling Cars out of snowbanks or even just brushing the snow off, I have had enough of that over the years. Mind you I like the winter just not shoveling Snow. Usually I manage to balance the two Hobbies quite well but it doesn't take much to abandon one Hobby for the other as my writing suggest. Anyway there's also my Veggie garden to attend to all 144sq. ft. of it. The weeds have been prolific this year so it takes a fair amount of time doing that, and I just don't work as fast as I used to. It looks like August may just be the months to start back into the radio tinkering, I certainly hope so, I don't want to loose what little momentum I had earlier this year. Brion




# HAM QUIPS



Dick Sylvan, W9CBT, #2062, has been a QRP/CW operator for a long time. He is also a very accomplished ham radio cartoonist and his work has appeared previously in the K9YA Telegraph newsletter. His book "HI HI - A Collection of Ham Radio Cartoons" is available at [www.lulu.com](http://www.lulu.com).

## HAM QUIPS OLD MOVIE POSTERS



# NAQCC CHAPTER NEWS

The North American QRP CW Club currently has eight local chapters - Europe, Western Pennsylvania, West Virginia, West Florida, Central Texas, Illowa, Delmarva, and Florida - but we would be more than happy to expand on that list. Chapters are more or less independent local gatherings organized by NAQCC members in a geographical area and subject to a list of guidelines from the NAQCC. They provide opportunities to have fun and to promote our parallel passions of QRP and CW. If you are interested in forming a local chapter please contact Club President Paul, N8XMS.

If your chapter is planning a portable operation activity and would like to have it promoted on the club email list or in the newsletter, send an email with the subject "NAQCC Portable Operation" and with the exact wording of the announcement to Vice President John, N8ZYA, at the email address listed on the last page about a week before the operation. Please be sure to include the UTC time for the event and not just the local time.

A report about your chapter activity should appear here. Please send them to KD2MX or N8XMS at the email addresses listed on the last page.

NAQCC chapters located in the United States are welcome to use the NAQCC Club call, N3AQC for their special operations. Please contact call sign trustee Paul, N8XMS, to schedule the use of N3AQC.

Chapter Reports Begin On The Next Page

## CENTRAL TEXAS CHAPTER



Items in this section are from the Central Texas Chapter unless otherwise credited. Questions and comments should be directed to Danny, N5DRG.

The chapter is located in the Austin, TX area and maintains a website at <http://www.naqcc-centraltexas.net/index.html>.

No report available.



## DELMARVA CHAPTER



Items in this section are from the Delmarva Chapter unless otherwise credited. Questions and comments should be directed to Bill, N3IOD.

The chapter is located in the Delaware-Maryland-Virginia area.

No report available.

## DOWNEAST MAINE CHAPTER



Items in this section are from the Downeast Maine Chapter unless otherwise credited. Questions and comments should be directed to Jeff, KA1DBE.

The chapter is located in the Hancock and Washington counties area of Maine.

### *"The Mountains are calling and I must go" - John Muir*

This month the Downeast Chapter took a trip to the mountains to do a little SOTA Operation. The mountain was Beech Mountain (W1/DI-006) on Mount Desert Island.



*From L to R, The trail marker, the Fire Tower, The view*

We set up for operation on 20 meters. Our gear was a Youkits HB1B, Winkeyer, ZM-2 tuner, and an end fed inverted L. This was the first outing for the Winkeyer. It was good to have memory keying and variable speed control.



*KA1DBE SOTA Gear*

Although the bands were not the greatest, we did manage 9 QSOs. Joan, N1NUA kept the log while I, KA1DBE operated. It was a little slow at the start but with the help of SOTAWATCH spotting, it picked up.



*Joan, N1NUA with the log*

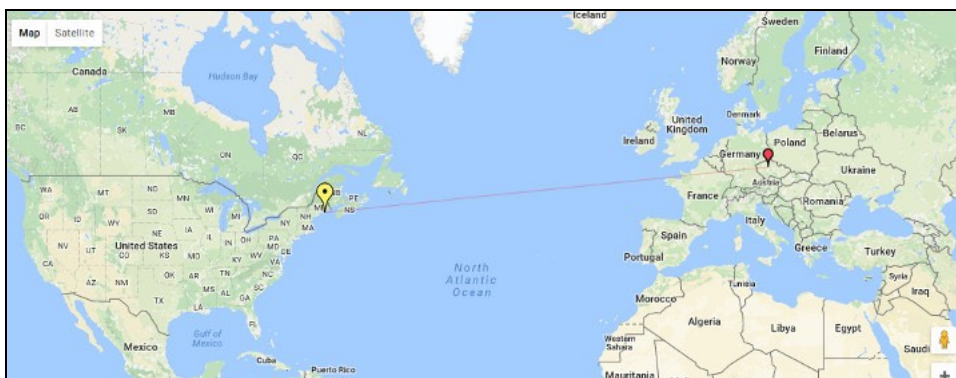
After about an hour, we had 9 QSOs in the log and it was time to break down and head down the mountain. This was Joan's first SOTA op and I think she will be doing more.

Date:30/Jul/2017 Summit:W1/DI-006 (Beech Mtn.) Call Used:KA1DBE Points: 1 Bonus: 0 [Delete](#)

Time	Call	Band	Mode	Notes
14:05z	VE1RNM	14MHz	CW	NS
14:18z	W0MNA	14MHz	CW	KS
14:19z	K4MF	14MHz	CW	FL
14:20z	W0ERI	14MHz	CW	KS
14:23z	KB7HH	14MHz	CW	AZ
14:24z	WA8REI	14MHz	CW	MI
14:25z	OK1DVM	14MHz	CW	CZECH REPUBLIC
14:31z	W7RV	14MHz	CW	AZ
14:47z	WA2USA	14MHz	CW	IN

*9 contacts in the log*

We had one DX contact and that was Miroslav, OK1DVM in the Czech Republic. He said there was QSB but all info was copied.



*3717 Miles!*

That is it for this month from Downeast Maine.

73/72

Jeff, KA1DBE

## NAQCC EUROPEAN CHAPTER




Items in this section are from European Chapter unless otherwise credited. Questions and comments should be directed to Matt, MWOMIE.

The European Chapter has its own monthly challenges to compensate for the Atlantic Ocean. However all are welcome to participate, not just members in EU, and we regularly receive challenge logs from North American participants. Please see the chapter website for dates and details at <http://www.naqcc-eu.org/>

No report available.

## NAQCC FLORIDA CHAPTER



Items in this section are from the Florida Chapter unless otherwise credited. Questions and comments should go to Steve, WB4OMM.

The Florida Chapter website is <http://wb40mm.com/naqcc-fl-chapter>.

No NAQCC-FL Chapter operation in June, July, or August.....too darn hot! So.....no reports!

Next scheduled parkpedition is September 15<sup>th</sup>.

72/73!

Steve WB4OMM

## NAQCC ILLOWA CHAPTER



Items in this section are from the Illowa Chapter unless otherwise credited. Questions and comments should go to Mark, KONIA.

The Illowa Chapter operates in the “Quad Cities” area of Davenport, IA / Moline, IL.

The Illowa Chapter website is at <https://sites.google.com/site/naqccillowa2/>.

No report available.

## NAQCC WEST FLORIDA CHAPTER



Items in this section are from the West Florida Chapter unless otherwise credited. Questions and comments should go to Ron, N9EE.

The chapter's web site is at <https://www.facebook.com/groups/967110089994401/>.

No report available.

## NAQCC WEST VIRGINIA CHAPTER



Items in this section are from the West Virginia Chapter unless otherwise credited. Questions and comments should go to John, N8ZYA.

The chapter's web site is at <http://n8zyaradioblog.blogspot.com/>.

No report available.



## NAQCC WESTERN PENNSYLVANIA CHAPTER



Items in this section are from the Western Pennsylvania Chapter unless otherwise credited. Questions and comments should go to John, K3WWP.

It was a busy July for the NAQCC WPA Chapter as you'll read here (I hope).

July 1 - We had to postpone a scheduled parkpedition for today because of some severe storms in the area.

July 3 - A much nicer day today so the parkpedition was held. We (K3WWP, KC2EGL, WB3FAE, K3RLL) decided to go back to Moraine State Park near Butler, PA where we had such a good time last year.

Instead of writing from scratch, let me paraphrase what I said in my web site diary at k3wwp.com about the event.

We had a total of 14 QSOs on 40, 14 on 30, and 8 on 20 for a grand total of 36 all told. They were from the following 14 states: AL DE GA IL MD ME MS NC NH NJ NY PA SC VA and one province: ON

Special mention to a few stations: K1IEE worked all four of our ops - Mike and Don on 40, me on 30, and Tom on 20. Dick is always very supportive of all our NAQCC operations.

K2K, a 13 Colonies station in NH worked us on all three bands. N3IOD in DE was another three bander, as was WA2FBN in NY.

It often happens with our portable operations, that we get a rush of activity in the first hour and then there is a sudden drop after that. This one was no exception. On 40 the 1500Z hour yielded 9 QSOs, 1600Z 4, 1700Z 1. On 30 it was 13, 1. On 20 it was 7, 1. Overall 29, 6, 1. I don't really understand why that happens. Do our members give up if they can't work us in that first hour possibly because of all the competition? Do they figure propagation is no good if they don't hear us then, and don't bother to check later to see if conditions change as they often do? Or is it something else.

At any rate, the four of us had a good time handling the traffic the first hour, then kibitzing when things slowed down. When I let Don take my seat for some 30 meters work, I took about a mile and a half walk on one of the trails in the park. Actually the one that counted for our NPOTA activation last August - the North Country Trail NPOTA TR04. I got to thinking it sure would be nice if Moraine were closer to Kittanning so I could explore all the trails there.

With activity pretty much non-existent by 1PM (1700Z), we decided to tear down and head home. Or in the case of Mike and I, to Ponderosa, then home.

I was very pleased with the operation of my Jackite homebrew mount. Setting up went as smooth as silk except for some minor re-positioning of the tent pegs at the inverted vee ends. I have a tweak for that the next time. I figured how far from the mount the tent pegs need to be for a symmetrical setup at a good center angle for the vee. I cut a string to that length and now it's just a matter of stretching the string and setting the pegs. We'll see how that works at the next parkpedition. The hinge-up mount definitely eliminates the problem of the wires and coax getting tangled during raising. Mike and Don had that problem with Mike's antenna and lost some time because of it. Mike's going to make a visit here probably on Friday to build a copy of my mount for future use.

I guess with our activity and kibitzing, there wasn't much time for pictures. I only see two here in Mike's email. The left below shows Tom operating. At right me (background) and Don operating. Anyway looks like we were all busy when they were taken, and that was good.



I wish we'd gotten a picture of Mike as well, but that's often the fate of the photographer - getting left out of the pictures. We'll remedy that the next time.

After stuffing ourselves at Ponderosa, Mike and I came back here to chase some 13 Colonies stations and DX. I was only interested in K2F MD and K2B VA, so I let Mike man the controls for the most part to see what he could find. He got a couple of DX stations (CT and 9A) and I think 3 of the Colonies stations. That concluded our fun day.

July 7 - Mike and I did get together to build a version of my Jackite mount for him. Here's the story from my diary.

I enjoy watching woodworking projects on the Internet - Tommy Mac, The Wood Whisperer, Izzy Swan, and the like. I kind of envy them for the neat way they put videos or stills of their projects together. When Mike and I do a project, we seem to get absorbed in it and forget about the documentation along the way. That happened again with the Jackite pole mount. I looked at the 8 pictures we did take and I can't really assemble them into a step by step show. So I'm passing on that again. I still may try to do something. Perhaps combine pictures from my assembly a few months ago with our project a couple days ago. I guess to do it right we need to have a separate photographer or video camera operator like the guys who make the woodworking shows do.

Anyway here are what pictures we did take.

This first one shows the cradle in which the long box that holds the pole will pivot. The green fence post will be pounded into the ground and the unit will be fastened to it with bolts and wing nuts, one of which is shown here.



The next picture shows the hole being drilled in the long box through which the dowel will pass to act as the pivot to raise the unit after it is set up on the ground. If you look back at the first picture you'll see the hole in the cradle through which the dowel will also pass.



Here we are getting ready to pass the dowel through the holes and then check to be sure the pivot works as it should.



After all the work we did on it, here is the finished project resting on one of my living room chairs.



I know that's not much of a description of the building process but building the project got in the way of documenting it blow by blow. If it sounds like something you might want to try building, let me know, and I'll try to give you more info.

July 18 - Again from my web site diary:

Our parkpedition went off without a hitch today. The only negative was somewhat poor propagation especially on 30 and 20 meters. 40 was pretty good at the start but it declined as time went by. Signal reports started out being 579-599 and gradually dropped to 449-569 in the third hour. All in all we made 42 QSOs in the following 16 states:

CT GA IL IN KS MA ME MI MS NH NJ NC OH VA VT WI

The day started with me walking Roscoe and grabbing a bite of breakfast. Then my neighbor, Roscoe's owner Bruce drove me to the park where I was setting up my equipment when Don K3RLL arrived. When he and I were set up and operating, Jody K3JZD arrived. Don and Jody hadn't seen each other in person for a while so they chatted for a while about their motorcycles and other things. We stayed active for a couple hours when things really slowed down. Don shut down and headed home, and Jody and I shut down not too long after that. I invited Jody to visit my shack at home since he had never seen it before. So we waited for Bruce to come and pick me up. Jody followed us home. I gave him the nickel tour of my antenna 'victory garden' and my shack sans rig since I hadn't unpacked it. Soon it was time for Jody to depart. Now let's close with some pictures of our outing.

It was a beautiful day with a clear blue sky as shown here. It was pretty comfortable in the pavilion - not too hot or cold, and not much humidity:



Usually antenna pictures don't show up too well against the background of trees, but my jumper inverted vee stands out pretty well in this picture:



Here is a view of my Jackite pole and mount as I saw it from my operating position:



A wide angle view of my antenna, our pavilion, and Don and Jody's motorcycles:



My setup of KX3, PX3, Battery, Phones, Key, and UTC Clock:



The two other partners in crime. That's Jody K3JZD at left and Don K3RLL at right:



And that wraps up another parkpedition, but not before we say thanks to all of you who took time out of your day to work us and make our trip worthwhile.

July 31 - N3AQC in the FOBB contest from Kittanning Community Park.

Mike arrived a little later than planned around Noon, and we pretty much just headed to the park as soon as he got here. Our set up of antennas and rigs went pretty smoothly with only one real glitch. Mike's Jackite mount that we built a couple weeks ago wound up being just a tad too small since his Jackite pole was bigger in diameter by just enough that it wouldn't slip in the mount since we based his mount on my dimensions. The solution? Mike removed the bottom section of his pole and it fit just fine then. We'll address a permanent solution later.

Here is my Jackite pole with the jumper inverted vee antenna and my homebrew mount out behind (to the left of from our perspective) the pavilion. This was our first time using this particular pavilion and it worked out fine except for the bugs. More on that later.



Mike set up his antenna 90 degrees to mine out from another side of the pavilion as shown here.



As far as our rig setups, here is mine with the KX3/PX3 and stand, Bencher paddle, headphones, MFJ clock, paper log and pen with my cheaters on it, my NAQCC WPA Chapter hat, and my 17aH battery pack.



This is Mike at work trying to squeeze out some QSOs from a very poor 40 meter band. That's his KX3/PX3 combo, Begali paddle, paper log, and battery pack.



And then there is this old fellow enjoying himself making QSOs on 20 meters, which was in much better shape than 40 on this Sunday afternoon.



I usually don't like pictures of my old self, but I kind of like this one, and think I'll incorporate it into the logo on the main page of the site as my 2017 picture.

It was funny (not to Mike though) how the bugs were constantly attacking him the whole time we were there, but they weren't bothering me one bit. I guess Mike's younger skin was better for them than my old skin. He got one particularly nasty bite that actually drew blood from his leg through his sock as shown here:



We did have one minor problem. For the first half hour, there was no interference between us despite the close proximity of our stations and antennas. Suddenly Mike's 40 meters signal was very strong all over a good portion of 20 meters. It took us a while to figure out what was going on. Mike had said his SWR was jumping around a lot. Putting two and two together I asked if he had a coax coupler in his feedline somewhere. He did, and I suggested checking it. He found it was very loose and as soon as he tightened it, all was fine again and we went on our way making QSOs.

One strange thing that seems to happen on every portable operation showed up again. When it comes to a choice of bands, I generally always select the one that will have the least activity so whoever is with me can have fun on the busier band. So I chose 20 and let Mike have 40 since I was sure with the current conditions, 40 would be the much better band like it was when Jody, Don, and I were out in the park a couple weeks ago. However it seems my plan always backfires and the band I select as the poorer one winds up the busiest one. That was true again for the FOBB when 20 provided 42 QSOs and 40 only 10 QSOs.

We shut down a half hour early since I had pretty much worked 20 dry and wasn't finding any new stations to work and it was the same with Mike. Just before we tore down though, I heard EC1CT right on 14060 and decided to try to work him. It took a while for him to get my call right, but we finally did have a good QSO. I think it might be the first time I worked Spain from the park.

We headed home, then up to Wendy's where we each had a Baconator sandwich combo. Then back here for some DX after we submitted our FOBB report. I forget just what Mike worked, but I passed on working some of the stations since I already had them and wanted to "ration" them out for my streak. There wasn't much in the way of DX to be worked, so it was some computer gaming until 0000Z when we went back to the shack for my DX streak QSO. I tried S57DX for a while on 30 with no luck, then went to 20 where I got KP4TF easily even though he was rather weak. Then Mike also worked him. That concluded our day as Mike had to head home. Next up for us is the Skeeter Hunt on August 20.



# MEMBER SUBMISSIONS



This section is a forum for you to tell other members what you've been up to on the ham bands or to submit a short article dealing with some aspects of CW and QRP operation or equipment. Just about anything that would be of interest to our members would be welcomed. Send your items to our News Editor Paul, KD2MX.

DISCLAIMER: Any views expressed in this section are those of the submitting member and may or may not be those of the NAQCC or its officers.

From Marty, NR3Z, #8717 —

*Marty recently won the random drawing held for out monthly challenge participants and selected a set of paddle finger pieces crafted by Gregg, WB8LZG. He sent this picture after installing the pieces. - Editor*



Here is a picture of the paddles. They look great feel wonderful. Hope to work you soon.  
72,  
Marty  
NR3Z

From Dave, N3NFL, #6912 —


*Dave won the special drawing that was held for the participants in our Field Day challenge in June. His prize was a nice equipment pack (see the June newsletter for a picture). He sent this in after receiving his prize. - Editor*

Thanks for the qrp pack. It was a surprise. I tested it and it holds my kx2, an lnr end fed antenna ( with my launching system – golf balls with a small eye hook and 40 lb test fishing line) , my travel paddle ( dcp paddle mounted on plexiglass) and I put the strap though the coiled coax . I will be operating from Forksville PA ( just down the Loyalsock creek from World's End State Park) this week.

Thanks again es 72  
Dave n3nfl

From Paul, N8XMS, #0675 —

I didn't get a whole lot of on-air time during July but I did manage to add an option to my Elecraft K2. I originally built the K2 back in 2010 and since then have slowly added options to it as budget and time would allow. (I'm a big Elecraft fan and over the years I have also built a K1, KX1, and a two or three of their station accessories.) The last option that I wanted to put in my K2 was the KIO2 rig/computer interface. I am not planning on doing any digital work, and I don't want to actually control my radio from my computer, but I thought that the convenience of having my logging software automatically record the band and frequency would be a nice thing to have. Besides that I haven't melted any solder in a while and the "itch" was growing. The KIO2 consists of 2 small boards that need to be populated with a couple dozen different parts and then wired together and serial cabled to the computer. The build went well although putting 12-turns on that very tiny torrid certainly strained my eyes! The interface works great and I am very pleased with the results.




From Terry, KE5YUM, #3102 —

Hello everyone from North Texas. Here's a selfie of me working my 78th sprint, portable in my yard. Rig is an FT-817 to a 20-meter dipole, 16 feet overhead. That evening I worked K3CKO, KB1M, KN1H, KF7WNS, and N0TA.

I have been a member since 2009 and have a goal of working all the sprints, including the milliwatt and the 160m sprints. I operate CW QRP most of the time though I will pick up a microphone occasionally. I am a long time participant in the East Texas net.

My newest interest is summits on the air (SOTA). Making SOTA Contacts is a great way to incorporate QRP during the day in retirement, plus it sharpens my CW listening skills.



From John, K3WWP, #0002 —

Of course the big news for me this month was my QST article being posted in the on-line version of the August QST (pp 73-74), then about a week later the print version of the August QST being delivered. Overall I was very pleased with the way it turned out except for one thing. The editors of QST confused QRP and QRPp in one paragraph, namely the third one from the end. I posted a corrected version of the paragraph on both the main page and the diary page of my web site at [k3wwp.com](http://k3wwp.com) if you read the article and would like to know what that paragraph was supposed to say.

The article drew a multitude of good friendly comments via email, guestbook, and on the air. I was very pleased how many mentioned it encourages them to try something similar at their antenna challenged locations.

Just a note about the origin of the article. I never had any intention myself of doing anything like that. However Steve WB8IMY of the ARRL found out about my QRP work, especially the streaks and asked if I'd be willing to write an article for QST dealing with those issues. Of course I agreed, and the rest is now history as they say.

Let me check my web site diary at [k3wwp.com](http://k3wwp.com) now to refresh my aging memory about anything else worth mentioning here. I guess next to the QST article, the next most important thing was the continuation of both my regular and DX streaks during another month. On August 4 my main streak will complete 23 years if I make it. A funny thing about that was that I was concerned about mentioning 23 years in the QST article since it was written and published before the 23 years was complete. However a couple of the QST editors said not to worry, they were sure after reading more about my efforts that I wouldn't have any problem making it to the 23 year mark. I hope they are right. It would be (have been) very embarrassing to have one or both streaks end around the time of the release of the article.

Actually on July 17, the DX streak came the closest of any of the 1,614 days to coming to an end. That was day # 1,600 and I was afraid I'd end at 1,599 days because the nice round number of 1,600 would be better for an ending number. However I passed both hurdles and the streak is still going. On the 17th however, it took until 2350Z to get my QSO thanks to one of the top operators in the world, Alex HC2AO. In tuning around the bands I found him on 30 meters just signing off with someone. I heard him say he was running 10W so I wasn't too concerned that he wasn't all that strong. So when he ended, I gave a call and he immediately came back with "K3WWP John 579 579". What a relief that was.

I had already written an obituary for the streak in my diary before that QSO, and I decided to let it ride after explaining it no longer applied. Should you be interested in reading about the trials and tribulations of that day before the HC2AO QSO, look at the diary page at [k3wwp.com](http://k3wwp.com) and read the July 17 entry.

We had some WPA Chapter activities this month that you can read about in the WPA Chapter news earlier in the newsletter if you haven't done so already.

Continuing with my personal news, for the second year in a row I worked all the 13 Colonies special event stations plus WM3PEN during the Fourth of July week activities. I got another nice certificate which is pictured in my diary in the July 27 entry. I didn't think I'd make it for a while there as K2B in VA kept eluding me, but I finally did hear and work him on 40 meters the last day of the event.

I was a little disappointed in our sprint this month with only 39 QSOs. However the poor conditions here must have been pretty universal as only WB9HFK with 40 topped that total. There were a handful of other stations with 39 also. Still since I don't really compete for score, it was an enjoyable and challenging two hours picking stations out of the noise and QSB for the QSOs.

That covers the ham radio news for July. I know some (a lot) of you are interested in my non-ham

activities as well, and there is a lot of that in my web site diary as well for you. I won't mention it here though since we are a ham radio club, and not a garden, fishing, or other club.



# NAQCC CLUB INFORMATION

## STATEMENT OF PURPOSE

From NAQCC President Paul Huff, N8XMS

Amateur radio has something for everyone. SSB, FM, AM, the digital modes, and QRO power levels all have their place in this great hobby and we certainly recognize the importance of these modes as well as the enjoyment that they give to many. But for a growing number of hams the challenge of *“doing the most with the least”* makes QRP (and QRPp) CW operating the greatest thrill available in amateur radio, and the North American QRP CW Club exists to promote this exciting facet of the hobby. As part of our focus we also encourage, but do not limit operators to, the use of simple wire antennas.

The NAQCC provides numerous opportunities for hams to enjoy QRP/CW operating. For contester types we have a popular monthly 2-hour sprint that runs at relatively low CW speeds and at a fairly relaxed pace. Three special sprints also take place during the year for 160-meter and QRPp operators. For a month-long activity we offer our members a Monthly Challenge that can be anything from forming a list of words from the calls of stations worked, to making a prescribed number of contacts using home-brew gear. There is also an extensive awards program to recognize the significant QRP/CW accomplishments of our members.

We also serve as a resource for people who are just getting started in QRP and/or CW. Our slow-speed CW nets are a great place for beginners to practice Morse code under real on-air conditions. Beginners will also find a wealth of helpful information on our club website and we are more than willing to try to answer any questions about QRP and CW that you might have. An extensive monthly newsletter is filled with useful projects and news from fellow QRPers.

A number of local NAQCC Chapters offer opportunities to get together for in person socializing and QRP/CW activities. Portable operations are especially popular with the local chapters.

Whether you are a veteran ham radio operator who is looking for a new challenge in the hobby, or a beginner who is intrigued by the possibilities of QRP/CW communication, we cordially invite you to join us. Membership is free and the benefits and fun are significant.

The North American QRP CW Club was founded in 2004 by WY3H and K3WWP and now has over 9000 members world wide. Membership is free and anyone interested in CW/QRP operating is welcome. Complete information about the NAQCC, including a membership application, activities schedule, and useful resources, can be found on our website at <http://www.naqcc.info/>. Inquires can also be sent to

Club President Paul Huff, N8XMS  
9928 Eckles  
Livonia, MI 48150  
USA



Additional contact information can be found on the next page.

NAQCC CONTACTS		
NAQCC President Newsletter Editor	Paul - N8XMS	paul142857@gmail.com
NAQCC Vice President West Virginia Chapter	John - N8ZYA	jspiker58@gmail.com
Delmarva Chapter	Bill - N3IOD	william.hammond@mchsi.com
Downeast Maine Chapter	Jeff - KA1DBE	ka1dbe@arrl.net
European Chapter	Matt - MW0MIE	matt@naqcc-eu.org
Florida Chapter	Steve - WB4OMM	wb4omm@arrl.org
Western Pennsylvania Chapter	John - K3WWP	naqcc33@windstream.net
Central Texas Chapter	Danny - N5DRG	n5drg@naqcc-centraltexas.net
Illowa Chapter	Mark - K0NIA	iowamv@gmail.com
West Florida Chapter	Ron - N9EE	mccrpt@tampabay.rr.com
Help For Beginners	Brion - VE3FUJ	ve3fuj@wightman.ca
Member Submissions Member Spotlight	Paul - KD2MX	kd2mx@arrl.net
NAQCC CW Nets	Wayne - NQ0RP	wayne.dillon@gmail.com

#### REPRINT POLICY

Unless otherwise stated in the article, local clubs and other ham radio organizations are free to reprint featured articles from this newsletter, provided appropriate credit is given to the North American QRP CW Club and the author of the article. If at all possible a link to the club website at <http://www.naqcc.info/> should be included.