

# NAQCC NEWS



ISSUE 229 JULY 2017



## KEY CLICKS

- **NAQCC ISSUES MEMBERSHIP NUMBER 9000!** On June 8 the NAQCC reached a significant milestone with the issuing of membership number 9000 to John, W1XQ, of Sugarland, TX. Any bets on when we will hit 10,000?!?!
- **FIRST CALL FOR N#A OPERATORS IN OCTOBER.** Each year, as part of our club anniversary celebration, we put special call signs N1A, N2A, ... , N0A on the air running QRP/CW from all over the United States, and we need plenty of volunteer operators to pull it off. This year our 13th anniversary will be celebrated from 0000Z, October 9, through 2400Z, October 15. It's a lot of fun, no special equipment or skills are needed, logging and "paperwork" are minimal, and your operating schedule is completely flexible. If you are interested in being an N#A operator please contact club President Paul, N8XMS (email address on last page). There is no limit to the number of operators that we can have so "the more the merrier." If you would like to be the one N#A operator from your district that gets to use the special N#A call during the sprint that week please indicate that as well. (First come first served and previous sprint experience would be helpful.) Detailed instructions for special event operators will be sent out in September but if you have any questions just ask. More information about our anniversary celebration can be found at [http://www.naqcc.info/main\\_n3a.html](http://www.naqcc.info/main_n3a.html).
- **ARE YOU WORKING ON YOUR ANNIVERSARY PRIZE ELIGIBILITY?** Remember that participating in a combination of sprints and challenges will make you eligible for the top-tier prizes in our anniversary drawing in October. Eligibility details at [http://www.naqcc.info/prize\\_drawing\\_13th\\_anniv.html](http://www.naqcc.info/prize_drawing_13th_anniv.html).
- **HELP WANTED - HONOR ROLL DATABASE MANAGER.** We are looking for a volunteer to take over the management of our Sprint and Challenge Honor Rolls. The work involves using a spreadsheet (actually two - one for the challenges and one for the sprints) to keep the honor roll records. Each month you will receive lists of the sprint and challenge participants for that month, use those lists to update your spreadsheet counts, and then send me the updated honor roll lists for posting on our website ([http://www.naqcc.info/challenges\\_schedule.html](http://www.naqcc.info/challenges_schedule.html) and [http://www.naqcc.info/sprint\\_dates.html](http://www.naqcc.info/sprint_dates.html)) and in our newsletter. I would estimate that this would require no more than 2 hours of work each month and possibly much less than that depending on your computer spreadsheet skills. If you could help us with this work please contact me. My email address is listed on the last page of this newsletter. Thank you, Paul N8XMS.

### IN THIS ISSUE

Key Clicks	1
Rake-Tine Key	3
SOTABeams DSP Audio Filter	5
Member Spotlight	8
Sprints	10
Challenges	14
Awards	16
CW Nets	17
Help For Beginners	20
Ham Quips	22
Chapter News	23
Member Submissions	43
About The NAQCC	45
Contacts	46

- **K3WWP ARTICLE TO APPEAR IN QST.** Retired NAQCC VP John, K3WWP, will have an article published in the August issue of QST about his amazing daily QRP/CW streak. You can read a little bit more about this in his *Member Submission* item in this newsletter, and be sure to check out the article when the magazine is published in a couple of weeks.
- **INCLUDE SOME SOAPBOX DETAILS.** A suggestion has been made that we should all include a few more details about our rig, antenna, and power in our sprint soapbox comments, especially for the mW sprints. This could be helpful for someone who wants to compare their results with people running similar setups or for someone who is looking for ideas on how they could possibly improve their performance.
- **NAQCC MID WEST QRS NET SUSPENDING OPERATIONS.** NCS Wayne, NQ0RP, has decided to suspend operations of the MWN until October 2, 2017. Summertime band conditions have been almost unworkable at his QTH but he is looking forward to some big improvements this fall.
- **CHECK OUT OUR MONTHLY POLLS.** Jerry, VE6CPP, puts up an interesting poll on our club website each month. You can cast your vote in the current poll and see past poll results using the links on the main club page <http://www.naqcc.info/>. The more people that cast a vote, the more interesting the results.
- **THANK YOU FOR THE DONATIONS!** A big “THANK YOU” goes out to everyone who has made a recent donation to the NAQCC treasury. The NAQCC has no membership dues and we depend on your generous donations to cover our operating expenses. If others would like to help out with a donation there are two ways that you can do it. The first way is to use *PayPal* to electronically send your contribution to Club Vice President John, N8ZYA, using the email found on the last page of this newsletter. To avoid any additional fees please be sure to check the box that says “*I’m sending money to family or friends.*” Also please add a note indicating that this is a donation to the NAQCC and include your call sign. The second way to make a donation is to mail a check or money order made out to *The North American QRP CW Club* and send it to *John Smithson, 1529 Virginia St E, Charleston, WV 25311*. Assuming that we have your correct email address on file, your contribution will be acknowledged by email with a carbon copy sent to a second club officer as a “check and balance.”



# RAKE-TINE KEY

BY GENE, N5GW


The first picture shows a straight key that I fashioned from a defunct yard rake tine. I tried to do it using simple hand tools in case other tinkerers...er...experimenters want to duplicate/improve my idea.



The tine measured nearly 1/4-inch across and was cut to about a six-inch length by scoring with a file and then snapping it off while holding with pliers. Sandpaper was used to remove paint, corrosion and burrs. After attaching a 3/4-inch furniture drawer knob to one end, the other end was clamped to the 1/2-inch plywood base using #8 screws and double flat washers as shown in the second photo.



Crossing the tine near the knob is the travel limit bar consisting of a thick solder lug, fixation screw and nut. Beneath this is the contact screw which was passed up from the underside of the base. At the midpoint of the tine, a tension adjustment screw was passed up from the underside of the base. A side view (picture #3) shows the relationships. A bottom view (picture #4) reveals the tension adjustment screw, electrical connection to the contact screw, and the supporting rubber feet.



It was quite difficult to drill the hole through the end of the tine to attach the knob, so epoxy glue is probably a better idea. The screw holes drilled into the wood were slightly smaller diameter than the screws, allowing the latter to cut threads into the wood.

The functional length of the tine can be adjusted by loosening the two fixation screws and then sliding the tine to change its length. There is probably an ideal length for the tine, but I haven't figured it out yet. One thing I found is that if the knob is too far from the contact, the tine tends to flex, especially if you have a heavy fist, resulting in a "mushy" feel.

The knob I used is rather small; however I usually send Morse using only the tip of my right index finger which fits into the depression. Contact spacing can be changed by turning either the contact screw or the travel limit screw; this requires loosening the nut first. The tension screw is used to set the amount of pressure required to depress the key.

# SOTABEAMS DSP FILTER

BY JODY, K3JZD

Success in copying weak QRP signals requires separating the CW signal from the noise. We have pretty good computers between our ears for doing that. But, there are times when we need a little more than that. Filtering which reduces the bandwidth that you are listening to can provide a lot of help by reducing the background noise so you can hear the CW signal better.

SOTABeams external DSP Audio Filters use the audio output coming from your receiver as the input and reduce that audio down to a narrower bandwidth on the output. They work with or without any bandwidth filtering that may be built into your radio. I simply plug a cable coming from my radio's headphone jack into the filter's input jack and then connect my headphones to the filter's output jack. These filters do require 12vdc power.

I have an Icom IC-756proIII that I will dial down to 5 watts and use for QRP work from time to time. I also have Yaesu FT-817 and Elecraft KX3 QRP radios. My FT-817 has crystal filters installed in the front end, but it is still pretty wide. It needs a lot of help. My IC-756proIII has DSP filtering, but it can get pretty distorted whenever I take it down too tight. My KX3 with the roofing filters in the front end is the best of the three. However, I have found that even the KX3 will do a little better whenever I also use a SOTABeams external DSP Audio Filter.

I bought my first one as a bare board and filter integration kit to use with my FT-817 that I use primarily for SOTA and other portable operations. This filter is configured for CW. It has switch-selectable bandwidth outputs of 1000Hz and 300Hz. I was immediately impressed with it. Whenever there are very close-by CW signals, selecting the 300Hz setting will typically get rid of that interference. Maybe more valuable than that is the elimination of the background noise that comes from reducing the audio bandwidth. Whenever I'm trying to pull in a weak one, this narrow audio bandwidth gets rid of almost all of the background noise and allows me to copy very weak CW signals. There is not any ringing or distortion introduced. I built this filter into a small case to facilitate packing it. A piece of Velcro holds it into position on the top of my FT-817 case when it is use. I wouldn't go out with my FT-817 without it.



I should note that an external audio filter will not help if there is a very strong adjacent signal that is pumping your AGC and pulsing your volume – you will still get that. If you have RF filtering in the front end of your radio, reducing your RF bandwidth setting will help with that. Or you can turn off your AGC, which will keep your volume constant so that you can narrow in on the desired weak CW signal.

Since I like to keep my backpack that I use for SOTA and my other portable operations intact and ready for pickup and go, I decided that it would be nice to have another one of these DSP Audio Filters for use in the shack. SOTABeams had just come out with a variable bandwidth version. This variable bandwidth DSP Audio Filter would provide me with any audio bandwidth between 200Hz and 3500Hz. So, I ordered one of these new variable filter bare boards, along with the filter integration kit. I needed a bigger case for this one than for the one that I built for the FT-817 because there were more internal components and a rotary encoder to deal with. But, in my shack, space is limited so I still made this one as small as practical.



I have used this variable audio filter quite a bit now, and am very pleased with it. It has helped a great deal while struggling to pull in weak CW signals. I will typically keep narrowing the bandwidth until I went too far, and then open it back up a bit. This variable bandwidth filter also has a mode where you can manipulate the audio passband. You can clip it at one end or the other end (often called low-cut or high-cut), and you can move an already narrowed down bandwidth up or down in frequency (often called a shift).

That passband shifting feature works fine, but I have not really used this very much because I have found that once you start to shift the passband around, it is quite hard to visualize where you are really at with it at the moment. Since this filter uses a rotary encoder which requires multiple turns to go from maximum to minimum, and has no hard stops at either end, there is not any way of getting a visual indication of where you currently have it set. I have found it better to just leave passband centered and tune the radio frequency or down instead. Since this filter defaults to centered and at the maximum bandwidth upon power up, I soon added an On-Off switch to allow me to cycle power to quickly get it back to centered and at the maximum bandwidth.

I have found that these filters are susceptible to stray RF whenever using I'm higher power. I have never had a problem with them whenever running QRP. But whenever I'm running my IC-756proIII at 100 watts, I will get a little distortion in the CW side tone. But that mild distortion in the side tone only occurs on certain bands where I guess I have a bit more stray RF in my shack. That may not be an issue for everyone.

I recommend these SOTABeams DSP Audio Filters for QRP operation. They work well. They are not real well known outside of the SOTA world. But I have been seeing them mentioned in QST. They are priced quite competitively in comparison to the other DSP audio filters that I have seen out there. If you do not like to build, there is also a 'ready-to-use' 1000/300Hz CW version available that is completely plug and play. That version also includes a small audio amplifier that will drive a small speaker. With the significant noise reduction that you get from using one of these DSP Audio Filters, you will find that you are copying the weak CW signals much better. That might just give you an edge in the NAQCC Sprints.

<http://www.sotabeams.co.uk/audio-products/>



# MEMBER SPOTLIGHT



Each month one of our members is randomly selected and asked to share their ham radio biography with all of us. Questions or comments should go to Paul, KD2MX.

DISCLAIMER: Any views expressed in this section are those of the submitting member and may or may not be those of the NAQCC or its officers.

## MARK PRATHER, WB9HFK, #8381



I became interested in radio and electronics while I was in grade school. My first receiver was an old Zenith console radio that sat idly in the corner of my bedroom. (I still have it!) I plugged it in and began tuning around to see what I could hear. My father shortly after added a random wire antenna in the attic and I could actually begin to hear various shortwave signals. I was hooked! I spent a lot of time at the dial and found various shortwave broadcasters and some hams who were running AM phone.

From there, I read every book in the grade school library on radio and electronics. I experimented with various simple projects such as electro-magnets, and simple light circuits. I then built several crystal sets.

About this time, my father got into CB and setup a base and mobile stations. These were used in the family farm business. He was also a 'ham' at heart and enjoyed chatting with his farmer friends in the evenings. I learned how to install mobile units and tune the antennas while still maintaining my very active SWL activities on both the SW broadcast and ham bands with a Hallicrafters SX-99 that I bought used with money saved from lawn mowing.

Finally, in high school, I came across a local club that was running a 'ham radio class', and I immediately signed up. In short order I had passed my Novice test and waited for what seemed like forever to receive my license in the mail. I was WN9HFK.

I built a Heath HW-16 and got on the air in short order, using a vertical and a dipole. I was pretty shaky



at first - but, with practice, became very comfortable on the air. Slowly, my code speed increased. Unfortunately, when I upgraded to General and became WB9HFK, I sold that HW-16.

I was fairly active on HF and VHF until marriage and a family came along. During those years, I was off HF, but pretty active with VHF and UHF with the local ARES/RACES and keeping up with local friends.

In 1997, I got the bug to get back on HF, and built an OHR-100A for 40M and put up an OCF dipole. In short order a vertical went up, and more rigs came along. I bought an MFJ-9030, built a TenTec 1320 and an original Rockmite. I found that I enjoyed QRP operation. I joined QRP-ARCI, and the QRP-L email list, and read everything I could find to get up-to-date on the latest in HF and QRP. I graduated to a full 100W rig with an IC-718 and now an IC-746Pro. When you hear me in a NAQCC Sprint, I'm likely running the '746' throttled back to 5W. And, using one of my J-38 keys.

These days you'll hear me in most of the 'big' Contests running both CW and SSB. Most of the time at 100W with a vertical and wire antennas from a city lot. I also have come to enjoy the State QSO Parties. I'm active in the SKCC as well.

While relatively new to the NAQCC, I've been active in the QRP Foxhunts since their beginning, and try to catch the other QRP events throughout the year.

When retirement comes I plan to spend more time in the lab building/experimenting with QRP rigs and chasing DX, contesting, and ragchewing.



# NAQCC SPRINTS

**CURRENT MONTH'S SPRINT:** Our sprint this month will be on July 20, 0030-0230 UTC. Of course that's the evening of Wednesday, July 19, here in North America. Complete details can be seen at <http://www.naqcc.info/sprint/sprint201707.html>.

Please remember to strive for that perfectly formatted "SILVER LOG" submission. It really helps our log processing. Everything that you need to know about how to have a Silver Log can be found at <http://naqcc.info/GLCheckList.txt>.

Complete sprint rules and information on log submissions can be found at <http://naqcc.info/contests.html>.

We occasionally get questions from sprint participants about how to use the GenLog software to log and report their contacts. Most of the time the answers to these questions can be found in the excellent illustrated tutorial written by KB8FE and found at [http://www.naqcc.info/sprint\\_genlog\\_tutorial.html](http://www.naqcc.info/sprint_genlog_tutorial.html). Alternatively, a logging spreadsheet for Mac OS X computer users is available at [http://www.naqcc.info/sprint\\_macs.html](http://www.naqcc.info/sprint_macs.html).

**LAST MONTH'S SPRINT RESULTS:** We had two sprints last month. First up was our regular monthly sprint on the 14th. The most frequently made comment in the soapboxes included the words "noise" and "QRN." With the spring/summer thunderstorm season in full swing band conditions were fairly poor in most parts of the country. Nevertheless, 152 people participated and 112 logs were submitted and the word "fun" dominated those soapbox comments as well.

Eight days later, on the 22nd, we had one of our semi-annual QRPp sprints. 71 brave participants lowered their output to 1-watt or less and took to the air for a couple of hours of fun sprinting. Reported conditions were actually better than the previous week and plenty of QSOs were made. Here is a suggestion for our next QRPp event in December from WA1GWH: Since we have QRPp ops who are running anything from 1-watt down to the 10's of mW it would be interesting to see a little more detail in the soapbox comments about power, bands operated on, and antennas used on those bands.

Complete sprint results, including some great soapbox comments, can be seen at <http://www.naqcc.info/sprint/sprint201706.html> and <http://www.naqcc.info/sprint/sprint201706mw.html> and summary information can be seen in the tables on the following pages.

We would especially like to welcome our first-time sprint loggers and hope that they will return to participate often: N4EEV W2CDO NX1K N9TMU K7MK AJ4JA N6VTS KI4FND KF5DNI

**PARTICIPATION ELIGIBILITY:** Remember that participating in a combination of sprints and challenges will make you eligible for the top-tier prizes in our anniversary drawing in October. Eligibility details can be seen at [http://www.naqcc.info/prize\\_drawing\\_13th\\_anniv.html](http://www.naqcc.info/prize_drawing_13th_anniv.html).

SWA STRAIGHT KEY CATEGORY			
Division	1st	2nd	3rd
W1	K1IEE		
W2	KA2KGP	W2NRA	
W3	KD3CA		
W4	KB4QQJ	W4OEP	WG8Y
W5	N5GW		
W6	K6MGO		
W7	KF7WNS		
W8	NF8M	WB8LZG	
W9	WB9HFK	KK0I	
W0	NN0SS	AA0W	
VE	VE3IDS		
DX			

SWA BUG CATEGORY			
Division	1st	2nd	3rd
W1			
W2	WB2LQF		
W3	K3WWP		
W4	KJ4R	AK4NY	
W5	NF5U		
W6			
W7			
W8	N8XMS		
W9	N9SE		
W0	KD0V		
VE			
DX			

SWA KEYER/KEYBOARD CATEGORY			
Division	1st	2nd	3rd
W1	N2CN		
W2	K2YGM	WA1GWH	
W3	W2CDO		
W4	N4MJ	WM3X	
W5	AC5T		
W6	KI4FND		
W7	K7MK		
W8	WA8SAN		
W9	W9PZ		
W0	N0TA		
VE	VE2BZO	VE7YU	
DX			

GAIN CATEGORY			
KEY==>	SK	BUG	K/K
	K4BAI		NN9K

FIRST TIME ENTRANT HIGH SCORE			
KEY==>	SK	BUG	K/K
	NX1K	N4EEV	W2CDO
PRIZE DRAWING WINNER			
N4OW			

QRPP SWA STRAIGHT KEY CATEGORY			
Division	1st	2nd	3rd
W1	WB1GYZ		
W2	WA2NYY	W2NRA	
W3	KD3CA		
W4	WH6LE	K4KRW	
W5	N5GW		
W6	K6MGO		
W7	KC7DM		
W8	W8AIM		
W9	KD9VT	WB9HFK	
W0	NN0SS		
VE	VE3IDS		
DX			

QRPP SWA BUG CATEGORY			
Division	1st	2nd	3rd
W1			
W2	WB2LQF		
W3			
W4			
W5	NF5U		
W6			
W7	N7QR		
W8			
W9			
W0	KD0V		
VE			
DX			

QRPP SWA KEYER/KEYBOARD CATEGORY			
Division	1st	2nd	3rd
W1	KB1M		
W2	N2ESE	WA1GWH	
W3	K3WWP		
W4			
W5	WI5H		
W6			
W7	KF7Z		
W8	WB8LZG		
W9	W9PZ		
W0	K9OSC		
VE			
DX			

QRPP GAIN CATEGORY			
KEY==>	SK	BUG	K/K
	K4BAI		

QRPP FIRST TIME ENTRANT HIGH SCORE			
KEY==>	SK	BUG	K/K
	KD9VT		W9PZ
QRPP PRIZE DRAWING WINNER			
WA2ZOT			

	Current Month	Previous Month	All-Time Record	Record Date
Logs	112	124	217	4/17
Participants	152	173	269	2/13
Total QSOs	1288	1892	3154	4/17
Hour 1 QSOs	838	1113	1704	4/17
Hour 2 QSOs	450	779	1450	4/17
20m QSOs	379	267	1232	8/13
40m QSOs	846	1440	2203	4/17
80m QSOs	63	185	1417	2/13
Avg QSOs/Station	11.5	15.3	19.3	9/11

**SPRINT HONOR ROLL:** We honor the following members for their outstanding participation over the years in our regular sprints. Exact counts can be seen at [http://naqcc.info/sprint\\_dates.html](http://naqcc.info/sprint_dates.html).

NUMBER OF SPRINTS	MEMBERS
50+	AK3X N5GW K4ORD K9EYT KB0ETU K9OSC KA9FQG K6MGO NA4O N8BB WG8Y AA7CU KC2EGL VE5BCS(SK) N2ESE K6CSL N8QY WA8SAN N0TA WX4RM WD0K NQ2W KB8FE NO2D WY3H AA9L KQ1P NU7T(SK)
75+	K4KRW KE5YUM W4DUK WB8ENE WA2JSG VE3FUJ K1IEE N4FI KD0V K3RLL K4JPN K4NVJ KB3AAG(SK)
100+	NF8M KU4A KD2MX N8XMS K4BAI WB8LZG W2SH W9CC
125+	W2JEK KA2KGP
150+	K3WWP



# NAQCC CHALLENGES

**CURRENT MONTH'S CHALLENGE:** This month we celebrate "Old Glory" with an alphabet challenge working with a list of words that are all related to the flag of the United States and its history. You can find the complete list of words along with some interesting flag history at <http://www.naqcc.info/challenges/challenges201707.html>.

The European challenge is an alphabet challenge that involves some of the longer tunnels that have been constructed in Europe - <http://naqcc-eu.org/eu-challenges/july-2017-challenge/>.

**NEXT MONTH'S CHALLENGE:** The North American challenge in August involves a list of words that are all related to a very interesting episode in WWII history, the balloon attack on the United States by Japan. Details can be found at <http://naqcc.info/challenges/challenges201708.html>.

The European challenge for August can be found at <http://naqcc-eu.org/eu-challenges/august-2017-challenge/>.

Complete information about our challenges including a helpful tutorial on how to organize your work for an alphabet challenge can be found at <http://naqcc.info/challenges.html>. Detailed general rules for our challenges can be found at [http://naqcc.info/challenges\\_rules.html](http://naqcc.info/challenges_rules.html).

**LAST MONTH'S CHALLENGE:** The deadline for submitting entries in the "Old Home-brew Gear" challenge is still several days away. But for the younger crowd here are the definitions for those old terms:

**Condenser** : Old time name for today's capacitor.

**Vibrator Power Supply** : A supply using a mechanical interrupting device to chop low voltage DC into an AC waveform which is then transformed to a higher voltage.

**Lecher Wires** : A system for measuring wavelength using a section of open wire transmission line. The actual length of the standing wave formed on the line is measured with a lightbulb - coupling coil sensor unit and a ruler. Mostly useful at VHF.

**Mercury Vapor Rectifier** : A diode containing mercury that vaporized during operation and would lower the voltage drop through the tube. Easily spotted by its blue glow when operating.

**Quench Oscillator** : An oscillator used as part of a superregenerative receiver to enhance the gain.

**Grid Block Keying** : A keying scheme that worked by applying bias ( key up condition ) or removing it ( key down condition ) to key the desired stage. Much more user friendly than cathode keying which had high voltage across the key contacts.

You can go to <http://naqcc.info/challenges/challenges201706.html> to see what has been posted so far, and the final results will also be posted there shortly after the 10th of the month.

We also had our annual Field Day challenge in June with some modified rules and a prize drawing. Challenge results will be posted at <http://www.naqcc.info/challenges/challenges201706fd.html> and the drawing results will be announced here in the newsletter next month.

The European challenge results will be available at <http://naqcc-eu.org/eu-challenges/june-2017-challenge/>.

**PARTICIPATION ELIGIBILITY:** Remember that participating in a combination of sprints and challenges will make you eligible for the top-tier prizes in our anniversary drawing in October. Eligibility details can be seen at [http://www.naqcc.info/prize\\_drawing\\_12th\\_anniv.html](http://www.naqcc.info/prize_drawing_12th_anniv.html).

**CHALLENGE HONOR ROLL:** We honor the following members for their outstanding participation over the years in our monthly challenges. Exact counts can be seen at [http://www.naqcc.info/challenges\\_schedule.html](http://www.naqcc.info/challenges_schedule.html).

NUMBER OF CHALLENGES	MEMBERS
25+	N9SE N1JI PA0XAW KD2MX N1LU KD0V K9OSC VE3HUR KU4A WY3H
50+	K1YAN VE3FUJ NU7T(SK)
75+	K1IEE
100+	N8XMS W2JEK
125+	
150+	K3WWP



# NAQCC AWARDS

We have an extensive list of awards that you can earn. Complete details can be found at <http://naqcc.info/awards.html>.

## FEATURED AWARD: 1000 MPW and KMPW 100

Our 1000 Miles per Watt award is simple to understand and fairly easy to complete. Just make a CW QRP or QRPp QSO where the value of Distance/Watts gives an answer of greater than 1000 and you have it. If that's not enough of a challenge we also offer the KMPW 100 award that requires you to make 100 such 1000 mi/w QSOs. You can find complete details about these awards including links to useful distance calculators at [http://www.naqcc.info/awards\\_1000mpswa.html](http://www.naqcc.info/awards_1000mpswa.html) and [http://www.naqcc.info/awards\\_kmpwcenturyswa.html](http://www.naqcc.info/awards_kmpwcenturyswa.html).

## RECENTLY ISSUED AWARDS:

### Friendship Club Award - 200 points certificate

0022 - SWL-99      201    05/21/17    first submission - 201 points

### Alphabet Prefix Award - Honor Roll, USA

WA7QCC      54      06/10/17

### WAC Award - Category A (QRP)

0034 - KB1M      EA8YV - 5B4AMM - F6FAI - K3RLL - RI1AND - PV8ADI      06/11/17

### WAC Award - 20 Meter Endorsement

0033 WA7QCC      06/13/17

### 30-30 Award

0039 - K3WWP      June 2017      07/01/17





# NAQCC QRS/QRQ NETS

We have a number of nets (QRS = slow speed, QRQ = higher speed) designed to help people build up their CW operating skills. Complete information about these nets can be found at [http://naqcc.info/cw\\_nets.html](http://naqcc.info/cw_nets.html). Questions should be directed to Net Manager Wayne, NQ0RP.

NAQCC NET SCHEDULE				
Net	Local Time	UTC	Freq +/-	Primary NCS
Farnsword 80 m QRQ Nets (FRN)	Sunday 8:00 PM PT	Monday 0300 Z	3556 KHz	Rick, N6IET (in CA)
Farnsword 53 QRQ Net (53N)	Sun & Thurs 6:00 PM PT	Mon & Fri 0100 Z	5332 KHz (Ch 1)	JB, NR5NN (in CA)
East Texas QRS Net (ETN)	Monday 7 PM CT	Tuesday 0000 Z	7065 KHz	Allen, KA5TJS (in TX)
Midwest Net QRS Net (MWN) <i>Suspended until October 2, 2017</i>	Monday 7:30 PM CT	Tuesday 0030 Z	7117 KHz	Wayne, NQ0RP (in KS)
Rocky Mtn Regional/Continental 20/40 QRS Nets (RMRC)	Tues & Thurs 4:00/4:30 PM MT	Tues & Thurs 2200/2230 Z	14060/7062.5 KHz	Dale, WC7S (in WY)
West Virginia QRS Net (WVN)	Wednesday 9 PM ET	Thursday 0100 Z	3556 KHz	John, N8ZYA (in WV)
Pacific Northwest 80 m QRS Net (PNW80)	Thursday 7 PM PT	Friday 0200 Z	3574 KHz	Stewart, KE7LKW (in WA)

**Note:** On the rare occasions that there is a conflict between one of our scheduled nets and one of our regular sprints the sprint will take precedence.

## NET CONTROL STATION REPORTS

=====

### NAQCC FarnsWord QRQ Net (FRN) 80 Meter Net

Sunday evenings 8:00 PM PDT, which is Monday 0300 UTC on 3556 kHz +/-  
Main NCS - Rick N6IET (California); Backup NCS - JB NR5NN (California)

- 2017-06-05 QNI (8) NCS N6IET, K6GVG, KW6G, K7KY, W7SAG, NR5NN, AI6U, KE6EE
- 2017-06-12 QNI (4) NCS N6IET, KW6G, K7KY, AI6SL
- 2017-06-19 QNI (5) NCS N6IET, N6KIX, AI6SL, W7SAG, K6GVG
- 2017-06-26 QNI (3) NCS N6IET, AI6SL, KE6EE, (W7SAG)

#### Commentary

No schedule change for July. 8pm PDT seems to work pretty well, given summer conditions.

'Summer conditions' on the lower HF bands implies late D-layer absorption (because of the late sunset) and, once D absorption diminishes, lightning static (from thunderstorms as far away as a thousand miles). So, weak signals followed by QRN.

Field Day seemed to be a favorite topic during the month. Most of us did participate in their club's Field Day activities, and some built band-pass filters and/or modified or built antennas for the occasion.

Having suspended our 40-meter net for the summer, we've lost Polar Bear Rick, who enjoys operating from his Buick using his wonderful high-Q center-loaded 40-meter whip. PBR is one of our finest CW operators and sets a great example for all of us. We look forward to hearing his 'golden fist' again this fall when 40-meter FRN resumes.

And John's (W7SAG) QRO signal when using his attic trap dipole or his QRP KX3 when using his 40m backyard sloper is usually pretty weak on 80 meters this far away (from near Boise, ID), but we're happy for his persistence. I put his call (in parentheses) during the last net because he emailed me that tried to check in, but nobody heard him.

I want to get on my soapbox and emphasize the importance of good spacing when sending CW, whether using a keyer, a bug, a cootie or a straight key. Running letters and/or words together makes it really difficult for some of us (like me) to copy. It's like having to unscramble anagrams in real time. Please don't get in a hurry and crowd your letters or words to increase your wpm.

During FRN we sometimes even exaggerate word spacing for slower operators. But if we decide to QRQ, we increase the keyer speed or the dit speed on our bugs while maintaining at least one dah worth of space between letters and double that between words. Listen to W1AW bulletins if you want to know what perfectly-spaced code sounds like.

That said, I have no problem copying 'bug fists', where the sender spaces consecutive dahs a bit too much (almost like 1/3rd-speed dits). You almost have to start doing that at speeds higher than about 21 wpm.

(Stepping off my soapbox)

72/73 de Rick N6IET

=====

**NAQCC East Texas QRS Net (ETN)**

Monday evenings 7:00 PM CST, which is Tuesday 0100 UTC, on 3561 kHz +/-  
Main NCS - Allen KA5TJS (Texas)

2017/6/6 QNI(5) NCS KA5TJS KE5YGA KE5YUM WI5H N7NET

Quite a bit of QRM and QRN for this one but fair copy on all. The band changed and KE5YUM was not there when I called him for his turn. He later indicated in an email that I faded out while working Andy KE5YGA.

WI5H and KE5YUM were QRP and all others were QRO.

Welcome back to Scott N7NET, been a while since we heard him. He was running 20 watts from South AR.

2017/06/13 QNI(1) NCS KA5TJS

Guess the band went long. I heard one station but not good enough for a QSO. Got emails that said several tried to check in but I could not hear them.

Oh well! I will be out next week on a driving trip so hope the guys will get together for a rag chew.

2017/06/20 QNI(4) NCS KA5TJS KE5YUM KM4THR KD5GCX

Mixed results tonight. Terry (KE5YUM) checked in with a 559 QRP and then faded out. We both went QRO and it did not help! Wayne (KM4THR) is a first time check in and new to CW he said. Sure hope he comes back He gave me a 339 and he was 549 here. NR 8887.

Bill (KD5GCX) is a frequent check in to the Sun Rise Net in the mornings and a first timer here. He is a none member and we are glade to have him.

2017/06/27 QNI(4) NCS KA5TJS KE5YUM KM4THR KD5GCX

Mixed results tonight. Terry (KE5YUM) checked in with a 559 QRP and then faded out. We both went QRO and it did not help! Wayne (KM4THR) is a first time check in and new to CW he said. Sure hope he comes back He gave me a 339 and he was 549 here. NR 8887.

Bill (KD5GCX) is a frequent check in to the Sun Rise Net in the mornings and a first timer here. He is a none member and we are glade to have him.

Allen KA5TJS

=====

**NAQCC MIDWEST QRS Net (MWN)**

Monday evenings 9:00 PM CST, which is Tuesday 0300 UTC, on 7117 kHz +/-  
Main NCS - Wayne NQ0RP (Kansas)

6/6/2017 - No Net  
 6/13/2017 QNI (3) NCS NQ0RP, W5WIL, KD0DK  
 6/20/2017 QNI (3) NCS NQ0RP, N3FCS, KD0DK  
 6/27/2017 - no net

Please note that the 40m Mid West net is suspended until the first Monday of October (10/2/2017).

=====

**NAQCC Rocky Mountain Regional/Continental QRS Nets (RMRc)**

Tuesday/Thursday at 4:00 PM MST, which is Tuesday/Thursday 2300 UTC, on 14060 kHz  
 Tuesday/Thursday at 4:30 PM MST, which is Tuesday/Thursday 2330 UTC, on 7062.5 kHz.  
 Main NCS - Dale WC7S (Wyoming)

6-01-2017 QNI (3) NCS WC7S, AA7CU, KG5AQV  
 6-06-2017 QNI (5) NCS WC7S, 9A1AD, K0DTJ (2), AA7CU,  
 6-08-2017 QNI (2) NCS WC7S, (ME ON EACH FREQ.. WITH NO OTHER CHECKINS)  
 6-13-2017 QNI (2) NCS WC7S, AA7CU  
 6-15-2017 QNI (2) NCS WC7S, (ME ON EACH FREQ.. WITH NO OTHER CHECKINS)  
 6-20-2017 QNI (2) NCS WC7S, AA8IK  
 6-22-2017 QNI (3) NCS WC7S, K0DTJ (2), AA7CU, KM4FO  
 6-27-2017 QNI (2) NCS WC7S, (ME ON EACH FREQ.. WITH NO OTHER CHECKINS)  
 6-29-2017 QNI (2) NCS WC7S, (ME ON EACH FREQ.. WITH NO OTHER CHECKINS)

=====

**NAQCC West Virginia QRS NET (WVN)**

Wednesday evenings 9:00 EST, which is Thursday 0200 UTC on 7117 kHz.  
 Main NCS - John N8ZYA (West Virginia)

2017/6/7 QNI (5) NCS N8ZYA K3NLT AC8LJ K8NYG W8GDP

Nice net this evening although QSB was heavy at times. I could tell Russ K3NLT was there with 5 watts from Virginia but not well enough to copy. John W8GDP was able to relay for me and I checked him into the net. Russ K3NLT raised his power to 50 watts and made a world of difference. I was able to copy 579. He will check in again in two weeks. Eric AC8LJ checked in and out quickly to say hello to everyone. I could hear Gary K8NYG well again tonight. John W8GDP asked about my grandson who has been in the Cincinnati Children's Hospital for three weeks. He was sent home for two weeks. He is back there for a check-up today and should return home tomorrow. Hoping for good news. John W8GDP and I both talked about how tough the senior years seem to be. His wife Ann is feeling ill but expecting a rapid recovery from a stomach virus. My Dad will be 97 on July the 2nd. He is still living independently- great genes. 73's John N8ZYA

2017/06/14 NCS N8ZYA W8GDP K8NYG

Lots of QRN tonight. Quick check-in and out from K8NYG. John W8GDP and I talked about operating FD from the forest lodge and how hot and humid WX today. Did a quick test comparing 10 watts and 5 watts with my rig. John and I had a nice breakfast this morning in Charleston.

=====

**NAQCC Pacific Northwest QRS 80 Meter Net (PNW80)**

Thursday evenings 7:00 PM PST, which is Friday 0300 UTC on 3574 kHz.  
 Main NCS - Stewart KE7LKW (Washington State)

2017/06/02 QNI (6) KE7LKW NCS, WB4SPB, KG7JEB, N7OMS, K7JUV, N4DAG.  
 2017/06/09 QNI (5) KE7LKW NCS, WB4SPB, KG7JEB, K7JUV, N7QR.  
 2017/06/16 QNI (7) KE7LKW NCS, WB4SPB, KG7JEB, K7JUV, KF7TTY, N7TB, W7ANM.  
 2017/06/29 QNI (8) KE7LKW NCS, WB4SPB, K7JUV, AD7BP, KF7TTY, N7TES, W7ANM, KG7JEB.


=====



# HELP FOR BEGINNERS



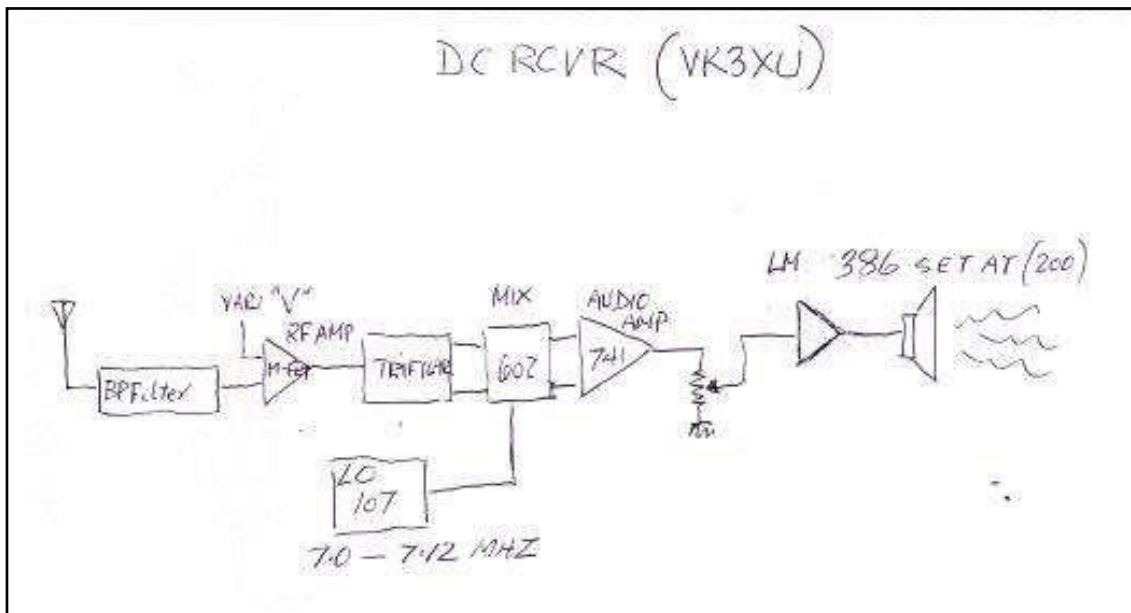
Items in this section are from CW Assistance Project Coordinator Brion, VE3FUJ, unless otherwise credited. If you are interested in helping out or need some help yourself please contact VE3FUJ. Additional help is also available on our website at <http://www.naqcc.info/cw.html>.



Hi All. Having had success with the Power Meter last month I decided to proceed with a "DC" Recvr. So I dug out the Diagram from VK3XU's book (*see next page*). That recvr diagram was made up for 80 and I wanted it to be for 40 which meant scaling it "up or dwn" as the case may be. After scaling I built Modules consisting of the various stages in the chain. The first module was the PBF and that was fairly easy, next came the RF Amp, a dual gate Mosfet with a vary "V" on gate 2 for RF gain control, followed by a trifilar TXFMR feeding the balanced input of the 602 Mixer then a 741 differential Amp to make use of the balanced output of the 602. After the 741 came the LM386 Audio Amp. Then I built the "LO" Oscillator and screened it well with a "Shim Brass" cover. I have read that a lot of people don't like the 386 having trouble with self oscillation, having built about a half a dzn of them I never had any such trouble.

So I checked wiring for the umpteens time and didn't find any glitches, proceeded with the smoke test, NO NOISE emanated from the speaker. Back to the drawing board. Checked everything again found no reason for the problem. Decided maybe I needed a loupe so I got out a five pwr loupe still didn't find anything wrong. "Smoke tested" again, still no out put. Signal generator came into use, traced the signal to the input of the trifilar, good and strong after the Mosfet Amp, nothing at the input to the 602. Now at least I knew where the trouble was, ----- at least so I thought, the trifilar was perhaps wired wrong, UN-soldered it and checked the wiring, no it was wired correctly. ----- HMMMMMM the loupe came out again and I looked closely at the 602 input nothing wrong.

Found my 10 pwr loupe and had another look. Then I found the problem a tiny solder bridge across the 602 input so tiny that the 5 pwr loupe didn't pick it up. Undid the solder bridge and soldered the trifilar back in. ----- VOILA " BIG " noise in the speaker. I was elated, to say the least. Tweaked the the two Caps in the PBF and put on the freq counter and set the LO to freq. left it on and went for a cup -o-tea. 3/4 hr later went back to the Job at hand, had forgotten to write down the starting freq of the LO, so I did that and went to do something else UN-related. Had a bit of lunch and went back to the bench, found the freq had drifted about 1500 cps in about 50 mins, didn't like the large drift, but before I decided what to do about it I wanted to see if it worked on the air. It did and fairly well. I still haven't decided what to do with the LO as a major Flood in town on the 23 June took me into another endeavor namely keeping my Basement from flooding, I managed to keep ahead of it as my basement windows are 1 1/2 ft above grnd level and we never had more than an inch anywhere. All the water came in at the footing and a few cracks all clean water so no problem. That took all my efforts for several days and I completely forgot about the Radio job. According to historical writings, the last such severe flood was back in 52 when Hurricane "Hazel" visited our Town. Now that everything is back to normal I revisited the Radio job. Ill try and get some sketches made up before the Newsletter deadline. Brion




# HAM QUIPS



Dick Sylvan, W9CBT, #2062, has been a QRP/CW operator for a long time. He is also a very accomplished ham radio cartoonist and his work has appeared previously in the K9YA Telegraph newsletter. His book "HI HI - A Collection of Ham Radio Cartoons" is available at [www.lulu.com](http://www.lulu.com).

## HAM QUIPS "A Real Full Featured Transceiver"



**Features:**

Telescoping Antenna & Tower, Seeing Eye TunerTube, Hand Crank Electric Generator, Pop up Toaster, Hotplate, TV, QSL Dispenser, Hi Tech Speaker, Keyer, Hand Key, Pull Out Mic. CreditCard slot, Napkin Dispenser, Silverware Tray, Non-Slip Feet Etc, Etc.



# NAQCC CHAPTER NEWS

The North American QRP CW Club currently has eight local chapters - Europe, Western Pennsylvania, West Virginia, West Florida, Central Texas, Illowa, Delmarva, and Florida - but we would be more than happy to expand on that list. Chapters are more or less independent local gatherings organized by NAQCC members in a geographical area and subject to a list of guidelines from the NAQCC. They provide opportunities to have fun and to promote our parallel passions of QRP and CW. If you are interested in forming a local chapter please contact Club President Paul, N8XMS.

If your chapter is planning a portable operation activity and would like to have it promoted on the club email list or in the newsletter, send an email with the subject "NAQCC Portable Operation" and with the exact wording of the announcement to Vice President John, N8ZYA, at the email address listed on the last page about a week before the operation. Please be sure to include the UTC time for the event and not just the local time.

A report about your chapter activity should appear here. Please send them to KD2MX or N8XMS at the email addresses listed on the last page.

NAQCC chapters located in the United States are welcome to use the NAQCC Club call, N3AQC for their special operations. Please contact call sign trustee Paul, N8XMS, to schedule the use of N3AQC.

Chapter Reports Begin On The Next Page

## CENTRAL TEXAS CHAPTER



Items in this section are from the Central Texas Chapter unless otherwise credited. Questions and comments should be directed to Danny, N5DRG.

The chapter is located in the Austin, TX area and maintains a website at <http://www.naqcc-centraltexas.net/index.html>.

Greetings from Central Texas,

The Central Texas Chapter has put together our first annual Field Day and we considered it a great success.

The Chapters Field Day was held at the Berry Springs Park & Preserve located north of Georgetown, Texas.

The weather was a nice crisp and refreshing 105 F. on Friday afternoon when we got to the park, so we waiting until the mercury dropped down to 101 before we attempted to get any antennas out in the field.

Come Saturday Morning we have a cool front come through with the remnants of Tropical storm Cindy still pushing northward from the Texas coast, it dropped the temp down to 78 and rain, then the rain went right around us enabling us to continue with the setup, and start right at the appointed time.

Temperatures ran in the mid to upper 80's the rest of the day, very, very comfortable for Central Texas in late June.

Working Conditions:

We ran under the call sign of N5A, 2 Alpha, STX.

Antennas were operational on 80, 40, 20 6, and 2 Meters

The Chapter made 368 CW contacts not too bad for 3 CW ops to start, and then only two at the end.

We did our best to stay up around the clock, the spirit was willing, but alas the flesh failed, Ha!







Left to Right  
Tony KM5JH, Patrick W5DVG



Gerry K5TXG, Tony KM5JH



HF station #2, IC700 with inverted V Antennas for 20 & 40 Meters




Larry- WB5BEK & John- KN5L Working 20 Meters  
On HF Station #1 Icom 7300



Danny N5DRG & John KN5L

Danny was looking for DX as John was working!



80 & 20 Meter Inverted V antennas



6 Meter Moxon

We took away from this a great time, great memories, and a few dozen Chiggers.... Scratch, scratch. We hope to be able to procure this site for next year's Field Day, and continue to promote Ham Radio.

As always,

Keep Calm  
&  
Radio On!



## DELMARVA CHAPTER



Items in this section are from the Delmarva Chapter unless otherwise credited. Questions and comments should be directed to Bill, N3IOD.

The chapter is located in the Delaware-Maryland-Virginia area.

### The Delmarva Amateur Radio Funsters Take To The Field!



With great anticipation the Funsters get ready for FD 2017! When we arrive at Trap Pond State Park, in Laurel, DE we begin to set up antennas. Well it seems that the Governor of Delaware was going to be camping over night and we were forced to move. It turned out that we had to move to the picnic area on the other side of the pond and it was perfect. Lots of picnic tables, trees, nice weather and a cool breeze, what more could you ask for. With all antennas up, batteries charged and radios ready we get started. The bands are alive with signals! We played on 6, 10, 15, 20, and 40 meters. We didn't set the world on fire and we learned a lot about our antennas and their placement. Oh and don't forget the food! Burgers, dogs on the grill along with baked beans, corn on the cob and potato salad. Everyone filled up. Good food, good drink, good friends and Amateur radio. What a weekend! Paul NR3P, Jamie W3UC, Ed N3OB, Bill N3IOD, Jim AB3SD, Jack K8UYC, Jerry W3JDM, Bob W3QJ and Stormy the wonder dog were present at FD 2017. Thanks to all stations that worked us. Right now we are planning to light up some local lighthouses for lighthouse/lightship weekend. This will be the 3rd full weekend in August. National Lighthouse day is August 7th and we planning an activity for that day as well. We hope that all of you are having as much "FUN" as we are.

That's it for now, until the next exploits of the Funsters.

72/72.5/73, Bill N3IOD

Pictures by Jack K8UYC, enjoy.



## DOWNEAST MAINE CHAPTER



Items in this section are from the Downeast Maine Chapter unless otherwise credited. Questions and comments should be directed to Jeff, KA1DBE.

The chapter is located in the Hancock and Washington counties area of Maine.

Summer has finally come to Downeast Maine! After a really long spring, the weather has warmed up, the visitors from out of state have been arriving, and of course, Field Day! June has been a busy month and didn't leave much time for QRP outings. CW is alive and well in Downeast Maine. Many of us supported the W1TU Field Day effort at the Schoodic Educational Research Center.



*John, KQ1P, #3113 working the over night shift at W1TU's CW Station  
(Photo Credit: Richard, W1KRP, #8396)*

July has already started with the 13 Colonies Special Event. Working them all QRP can be a rewarding challenge. Look forward to seeing everyone in the July Sprint and maybe spend a day in the park or activating a lighthouse or two.

73/72,  
Jeff, KA1DBE (#1570)

## NAQCC EUROPEAN CHAPTER




Items in this section are from European Chapter unless otherwise credited. Questions and comments should be directed to Matt, MWOMIE.

The European Chapter has its own monthly challenges to compensate for the Atlantic Ocean. However all are welcome to participate, not just members in EU, and we regularly receive challenge logs from North American participants. Please see the chapter website for dates and details at <http://www.naqcc-eu.org/>

No report available.



## NAQCC FLORIDA CHAPTER



Items in this section are from the Florida Chapter unless otherwise credited. Questions and comments should go to Steve, WB4OMM.

The Florida Chapter website is <http://wb40mm.com/naqcc-fl-chapter>.

No NAQCC-FL Chapter operation in June, July, or August.....too darn hot! So.....no reports!

Next scheduled parkpedition is September 15<sup>th</sup>.

72/73!

Steve WB4OMM

## NAQCC ILLOWA CHAPTER



Items in this section are from the Illowa Chapter unless otherwise credited. Questions and comments should go to Mark, KONIA.

The Illowa Chapter operates in the “Quad Cities” area of Davenport, IA / Moline, IL.

The Illowa Chapter website is at <https://sites.google.com/site/naqccillowa2/>.

No report available.

## NAQCC WEST FLORIDA CHAPTER



Items in this section are from the West Florida Chapter unless otherwise credited. Questions and comments should go to Ron, N9EE.

The chapter's web site is at <https://www.facebook.com/groups/967110089994401/>.

No report available.

## NAQCC WEST VIRGINIA CHAPTER



Items in this section are from the West Virginia Chapter unless otherwise credited. Questions and comments should go to John, N8ZYA.

The chapter's web site is at <http://n8zyaradioblog.blogspot.com/>.

No report available.

## NAQCC WESTERN PENNSYLVANIA CHAPTER



Items in this section are from the Western Pennsylvania Chapter unless otherwise credited. Questions and comments should go to John, K3WWP.

We had a little busier month in June than the previous few months, and that's good.

Our first activity was The Breezeshooters Hamfest near Butler, PA on June 4. Although we weren't able to set up a NAQCC table as we would have liked, it was still a great time. Mike KC2EGL arrived at my home around 8AM, and we kibitzed around for about 25 minutes or so, then headed to Butler. It takes about 35 minutes or so to get there. As soon as we arrived, we ran into Tom WB3FAE who was busy filling out some raffle tickets. The three of us then set off to find the Skyview table where we were to rendezvous with the NAQCC WPA Chapter members. Of course Bob WC3O was there with Skyview. He graciously let us share the Skyview table as a point of contact with our other chapter members.

Here's a picture of some of our chapter members who were there. A couple others left before the picture was taken.



L-R that's Bob WC3O, John K3WWP, Jon AB3RU, Mike KC2EGL, Drew W3FFZ, and Tom WB3FAE. Also attending, but not in the picture were Kevin KC3RN and Don K3RLL. Other NAQCC members we ran into were Bruce AA3LX, Bob W3BBO, Mike WA8SAN, Tom W3TLN. It was also nice to meet Don's friend Shelley KA4YAK for the first time. Yes, that's a vanity call - she is into kayaking. I hope I didn't leave anyone out. If I did, and you're reading this, give me an email shout.

We also ran into Art WA3BKD from the Requin, and he had some disappointing info for us. Our chapter subpedition to the Requin had to be postponed one week from June 11 to June 18 since he wouldn't be available at the sub on the 11th.

We also are planning for a parkpedition to Moraine State Park on July 3. More on that later. Also Mike got together with some hamfest officials and got things straightened out about our NAQCC presence at the hamfest. The officials said they never received the emails from us about setting up a table there. They, along with Mike, have taken steps to be sure we will be represented for the 2018 hamfest next June.

In wandering around the hamfest, our little group came across some nice exhibits and bought a couple items here and there. Tom (FAE) got some line for supporting his antennas, and I got a few 2032 batteries for a quarter each for some small items like my pedometer. Sure beats paying 3-4 dollars for them at the stores.

By far the best exhibit was a 1930s fully functional station set up by local ham NO3M. He made a few QSOs with it. Here's what it looked like.



Unfortunately I don't have the info on the rigs here, but a Bing search for "NO3M" will turn up his web site with a lot of pictures and info.

Around 1PM we decided to break up and head for home. Or in the case of Mike and me..... I'm sure you know what's coming....., we headed for Ponderosa and their buffet. I think Mike had 3 or 4 platefuls and I had 4 or 5. I wasn't really stuffed though. Still felt comfortable. After that, it was back home here to check the bands for DX. There wasn't any to speak of, so it was off to the computer for hidden object games. Then all too soon, Mike had to head home since the next day was another workday.

On Tuesday the 11th, I talked with Art of the submarine USS Requin. Our oft-postponed subpedition was now confirmed for certain to be on the 18th.

When the 18th came, it actually turned out to be one of our smoothest subpeditions to date. Only one little "bug" to deal with. I'll get to that in a bit. Conditions weren't the best with rapid deep QSB making copy rough. That plus the usual noise from visitors to the sub. We didn't mind that at all though. It was very interesting interacting with the visitors, many of whom were knowledgeable about submarines and other naval things, having served in the Navy. Also folks immediately recognized what we doing as using Morse Code. A couple seemed to be interested in learning more about it. We gladly explained and sent their names in Morse a letter at a time.

Mike arrived around 8:00AM, and after I took Roscoe out and we chatted a bit, we set off for Pittsburgh. Except for one very minor loop around some construction, we didn't get lost at all and arrived at the sub parking lot in only around 50 minutes or so. The Carnegie Science Center which is in control of the sub is being enlarged to about twice its current size and we had to take a little longer walk than usual from the lot to the sub. We waited for about 10 minutes or so till the gates to the sub walkway were opened. The host and hostess there told us Art was in the middle of the sub somewhere. We found him easily, chatted a bit and set up our operating position with Mike's KX3 and PX3 connected to the sub's tuner and antenna. For a change the sub's auto tuner worked flawlessly and we actually got started a few minutes before our scheduled start time. We started on 40 and found signals quite weak there. It was a struggle making QSOs, but we did. I took the first 30 minutes on 40, and then Mike went to 30. The signals were much stronger there although there were very few of them. It finally dawned on me to check to see if perhaps the preamp on Mike's KX3 was turned off on 40. Mike paused in his operation and we quickly checked 40. Yep, the preamp was indeed off. We turned it on and the noise and signals immediately came up. So apologies to anyone who called during that first stint on 40 from 1400-1430Z that we were unable to hear.

From then on we made several QSOs on 40 and 20. 30 was very unoccupied and I think our total there was only 2 QSOs that Mike made. All in all we wound up with 27 QSOs despite very poor overall conditions. Those we were working would fade in and out rapidly and they told us we were doing the same at their end. I don't have a total, but I would say we worked around a dozen states or so. All in all it was another fun experience operating from the Requin. Thanks to Art WA3BKD for letting us do so, helping us out, and just being a great guy in general.


Mike took a couple videos, one of the exterior of the sub, and one of me operating. I'm not sure if I should try to embed them here in the newsletter since the files are pretty big, so I'll just refer you to my web site at [k3wvp.com](http://k3wvp.com), then to my diary page where you can find links to them in the diary entry for June 19.

Unfortunately it being Fathers Day, most all of our chapter members couldn't make it to the subpedition. That's why it was just me and Mike. Neither of us are fathers and both our fathers are no longer with us.

We left the sub around 1745Z. We stopped at Chili's on the way home. When we got here, we did a bit of thinking and preliminary setting up some things for Field Day. Unable to find a good location, we decided to operate from my front porch as we did three years ago. We'll use the N3AQC call and be a 2B entry. Details of how that turned out a bit further down the page.

Mike played our favorite hidden object games on the computer while we awaited the end of the rain. Then he headed home.

On the 24th, the first day of Field Day, we received this certificate for our NPOTA/Skeeter Hunt parkpedition last August.



And here we go with the Field Day story. For the past two years we had a great location in nearby Chicora, PA provided by Tom WB3FAE. However that property was sold, and we couldn't find any other place that satisfied our requirements of having someplace where we could stay overnight without having to tear down at night and set up again in the morning. So we fell back on a plan we had for 2014 that worked, but not as well as 2015/16. That is operating from my front porch.

Mike had to work on Saturday, and our porch setup could only accommodate two operators, so I would have to go it alone till Mike arrived early Saturday evening. I tested things out on Wednesday to make sure everything would work, and it did as I made 29 QSOs in our NAQCC mW sprint that evening. I tore things down again until Saturday morning.

Our setup consisted of our KX3s and PX3s run from batteries with our laptops for logging. Our antennas were Mike's portable jumper dipole and a temporary modification of my random wire. That qualified us for a 2B operation.

We decided to split up the bands so we'd each have one active band at all times. For me, it was 40 meters which would be good for the whole 24 hours. For Mike 20 meters for daytime and 80 meters for nighttime. Then I would clean up on 15, 10, and 6. That plan worked well with one exception. Mike's 80 meters setup did not work well for some reason we will try to figure out some time.

I set as a goal making 100 QSOs before Mike arrived, and I made it by reaching 112, mostly on 40 including 12 on 15 and 1 on 10. 15 and 10 were not all that good on Saturday, but had a big surprise for us on Sunday.

After a pause for pizza with Mike, I returned to the key and he set up his operating position which included both his rig and antenna. That took a little time, and I see from his log he got his first QSO at 6:32PM or 2232Z when he worked VE5MX. 20 meters remained good until we both decided to quit for the night around 0345Z.

One of our early goals was to break our record of 288 QSOs we made the last time we did our porchpedition FD in 2014. When we bedded down for the night, we were at 250 so that looked like a lead pipe cinch, and it was. We started up in the morning just before 1100Z and reached 288 at 1215Z when I worked AA3CS on 40, and 289 when I worked W3SK on 40 and Mike worked WB0RUR on 20. Our next goal was reaching 400, and we also made that one at 1541Z when Mike worked K3NG on 20. Onward and upward. Although we doubted we could reach 500 since it was getting harder and harder to find new stations to work, we set that as our next goal. Well, we came close, but not quite at 491.

We were very pleased with that total which was in the neighborhood of doubling our results from 2014 despite Mike having to miss some prime time Saturday afternoon and his problem with 80 meters that evening.

A count a couple days later when we got together for our regular 4th Wednesday pizza party shows we worked a total of 62 ARRL sections. We worked 44 states, missing AK HI ID MT ND WY. We worked 5 VE Provinces - AB NS ON QC SK. Both Caribbean sections were worked - KP4 KP2

Here's a breakdown by band of our QSOs:

80 - 3  
40 - 246  
20 - 107  
15 - 96  
10 - 39



I mentioned a 15/10 meters surprise on Sunday. Both bands were open just like back in the sunspot maximum days. Maybe even better because skip was very short on both bands. I worked states on both bands I haven't worked there in quite some time including PA (15) and most of the adjacent states including NY (15, 10) NJ (15) MD (15, 10) OH (15). All but DE and WV. The MD on 10 is a story by itself.

I need two states on 10 for WAS there. I told Mike I'd be watching for MD and DE on that band and work them with my own call instead of N3AQC if I found them. OK, so I found MD but I was so excited I forgot and worked them with N3AQC. When I heard MD again (the same station AH6AW), it dawned on me what I'd done and I uttered a loud expletive. I tried again with my own call, but that was just a couple minutes before quitting time at 1800Z and he QRT before I could get him. I told Mike later at least MD wasn't the last state I needed or I would have been even more upset. Still needing DE in addition to MD lessened my anger.

All in all to mention it again, I got a surprising 96 QSOs on 15 and 39 more on 10. Most QSOs were easy ones with the great propagation. I don't know what it was, perhaps some kind of Sporadic E, but I didn't hear a thing when I checked 6 meters.

I mentioned to Mike that I thought it might be a good idea to get N3A for next year's FD. There were a lot of 1x1 calls in FD this year, and on top of that a lot of folks who use CW maybe once a year for FD were having trouble with the Q and or C in N3AQC. I got a lot of N3A? or some N3AYC, etc. So I applied for N3A for June 23/24 2018 and am awaiting confirmation.

Now let's close with some pictures:



Above K3WWP's table setup and one end of his random wire.



Above KC2EGL's table setup and one end of his dipole antenna. That's Roscoe looking out the window.

At sunset we were facing right into the bright sun, hence this pillowcase acting to shield us (right).

As mentioned above, Mike and I had our usual 4th Wednesday pizza party. After the pizza, we talked about our Moraine State Park parkpedition, and decided with the Saturday weather outlook and it being Canada Day and the RAC contest which would really crowd the bands, to postpone it till Monday. We emailed back and forth with Tom WB3FAE and he agreed that would be a good idea. We made arrangements on where to meet, what time, and so forth. You'll read this after the fact so I won't say more about that now.

Then we set to getting our Field Day report sent in to the ARRL. That took a bit of head-scratching to figure out a couple of things. One really puzzling thing was the GenLog dupe sheet showing 106 20 meters QSOs for Mike, yet showing 107 in the GenLog log. Finally we noticed that one QSO was in the log in lower case and that one didn't show up on the dupe sheet for whatever reason. We corrected the log to upper case, re-created the dupe sheet and everything was fine. When that was done we filled out the Internet summary sheet and emailed our dupe sheet. Now we have to wait, wait... to see how we made out.

After that it was off to my shack for some DX. OH1VR running 1500 watts to a 5 over 5 stacked array was easily heard on 20 meters and easily worked by both of us. I guess that big array really captures tiny RF signals pretty much no matter what conditions are. Mike then headed home with both of us looking forward to the Moraine parkpedition on July 3.



# MEMBER SUBMISSIONS



This section is a forum for you to tell other members what you've been up to on the ham bands or to submit a short article dealing with some aspects of CW and QRP operation or equipment. Just about anything that would be of interest to our members would be welcomed. Send your items to our News Editor Paul, KD2MX.

DISCLAIMER: Any views expressed in this section are those of the submitting member and may or may not be those of the NAQCC or its officers.

From Frank, NF8M, #1478 —

*Frank recently hit the 100-sprint participation level and earned a special prize that we give for this accomplishment (see [http://www.naqcc.info/main\\_giveaways.html](http://www.naqcc.info/main_giveaways.html)). He sent this email after receiving his award. - Editor*

Many tnx fer the handcrafted personalized key fob! Gregg, vy FB workmanship! We were up north fer a few days (hence no mw sprint this time!) es the envelope was waiting in the mailbox.

Next time I'm at W8SH I'll get a pic of WB8LZG es me fer the NAQCC newsletter.

TNX agn cul es 72!

From Al, N4OW, #7700 —

*Al won the random prize drawing for one of our recent sprints. He chose some paddle finger pieces crafted by Gregg, WB8LZG, and sent this email in. - Editor*

Here is my "still life with finger pieces" -- I will be using them on my soon to be constructed "home brew cootie". Thank you NAQCC for the wonderful gift.

72 de AL, N4ow -- NAQCC 7700



From John, K3WWP, #0002 —

A few months ago I was contacted by Steve WB8IMY from ARRL. He found out about my streak(s) and wanted to know if I wanted to write an article about them for QST. My answer immediately was the same as a duck's when he is asked if he likes to swim. I thought that would be a great way to get more hams interested in CW and QRP along with simple wire antennas when they learn what can be done with such a setup.

So I immediately came up with something and sent it off to Steve. Some emails back and forth with him and other QST editorial staff members resulted in a final version of the article. In June I received a copy of the finished product to look over and approve. I was told it would appear in the August issue of QST. How cool is this? Unless there is some page juggling in that issue, my article will appear on page 73! At least that is the page number on my preview copy.

All other June news kind of took a back seat to that or was described in the WPA Chapter news above. Let me glance through my web site diary at [k3wwp.com](http://k3wwp.com) and see if anything else merits mention here.

Not really much. My DX streak continued through the month but some days it proved pretty hard and time-consuming to work the DX as the sunspots continue toward the bottom of their cycle. It's now at 1,583 days as of June 30. If you want to peruse some of my non-ham June activities, I invite you to check out my diary at [k3wwp.com](http://k3wwp.com). If you do, and are new to my site, there is a lot of good CW/QRP/ simple wire antennas info there. Thanks.



# NAQCC CLUB INFORMATION

## STATEMENT OF PURPOSE

From NAQCC President Paul Huff, N8XMS

Amateur radio has something for everyone. SSB, FM, AM, the digital modes, and QRO power levels all have their place in this great hobby and we certainly recognize the importance of these modes as well as the enjoyment that they give to many. But for a growing number of hams the challenge of *“doing the most with the least”* makes QRP (and QRPp) CW operating the greatest thrill available in amateur radio, and the North American QRP CW Club exists to promote this exciting facet of the hobby. As part of our focus we also encourage, but do not limit operators to, the use of simple wire antennas.

The NAQCC provides numerous opportunities for hams to enjoy QRP/CW operating. For contest types we have a popular monthly 2-hour sprint that runs at relatively low CW speeds and at a fairly relaxed pace. Three special sprints also take place during the year for 160-meter and QRPp operators. For a month-long activity we offer our members a Monthly Challenge that can be anything from forming a list of words from the calls of stations worked, to making a prescribed number of contacts using home-brew gear. There is also an extensive awards program to recognize the significant QRP/CW accomplishments of our members.

We also serve as a resource for people who are just getting started in QRP and/or CW. Our slow-speed CW nets are a great place for beginners to practice Morse code under real on-air conditions. Beginners will also find a wealth of helpful information on our club website and we are more than willing to try to answer any questions about QRP and CW that you might have. An extensive monthly newsletter is filled with useful projects and news from fellow QRPers.

A number of local NAQCC Chapters offer opportunities to get together for in person socializing and QRP/CW activities. Portable operations are especially popular with the local chapters.

Whether you are a veteran ham radio operator who is looking for a new challenge in the hobby, or a beginner who is intrigued by the possibilities of QRP/CW communication, we cordially invite you to join us. Membership is free and the benefits and fun are significant.

The North American QRP CW Club was founded in 2004 by WY3H and K3WWP and now has over 8000 members world wide. Membership is free and anyone interested in CW/QRP operating is welcome. Complete information about the NAQCC, including a membership application, activities schedule, and useful resources, can be found on our website at <http://www.naqcc.info/>. Inquires can also be sent to

Club President Paul Huff, N8XMS  
9928 Eckles  
Livonia, MI 48150  
USA



Additional contact information can be found on the next page.

NAQCC CONTACTS		
NAQCC President Newsletter Editor	Paul - N8XMS	paul142857@gmail.com
NAQCC Vice President West Virginia Chapter	John - N8ZYA	jspiker58@gmail.com
Delmarva Chapter	Bill - N3IOD	william.hammond@mchsi.com
Downeast Maine Chapter	Jeff - KA1DBE	ka1dbe@arrl.net
European Chapter	Matt - MW0MIE	matt@naqcc-eu.org
Florida Chapter	Steve - WB4OMM	wb4omm@arrl.org
Western Pennsylvania Chapter	John - K3WWP	naqcc33@windstream.net
Central Texas Chapter	Danny - N5DRG	n5drg@naqcc-centraltexas.net
Illowa Chapter	Mark - K0NIA	iowamv@gmail.com
West Florida Chapter	Ron - N9EE	mccrpt@tampabay.rr.com
Help For Beginners	Brion - VE3FUJ	ve3fuj@wightman.ca
Member Submissions Member Spotlight	Paul - KD2MX	kd2mx@arrl.net
NAQCC CW Nets	Wayne - NQ0RP	wayne.dillon@gmail.com

#### REPRINT POLICY

Unless otherwise stated in the article, local clubs and other ham radio organizations are free to reprint featured articles from this newsletter, provided appropriate credit is given to the North American QRP CW Club and the author of the article. If at all possible a link to the club website at <http://www.naqcc.info/> should be included.