

NAQCC NEWS

ISSUE 204 JUNE 2015



KEY CLICKS

- **ENHANCED SPRINT RESULT SEARCHES.** With the recent sprint category changes that were made earlier this year it became necessary to update the search routines that we had available for members to check on past sprint results. John, K3WWP, has completed that work and there are now a number of different ways that you can search through our past sprint results. These search options can be found on the main sprint page at <http://www.naqcc.info/contests.html>.
- **VOLUNTEERS NEEDED FOR N#A OPERATIONS.** Yes, it's early, but you know what they say about the "early bird." We need volunteers to put our N#A special event callsigns on the air during our anniversary celebration October 12-18. It's a lot of fun, no special equipment or skills are needed, and your operating schedule is completely flexible. If you are interested in being an N#A operator please contact club President Paul, N8XMS (email on last page). There is no limit to the number of operators that we can have so "the more the merrier." If you would like to be the one from your district that uses the special call during the sprint please indicate that as well (first come first served). *If you have already signed up to be an operator but find that your schedule has changed and you now need to opt out please let us know.* (Having someone on the operator list who doesn't actually operate complicates our record keeping and wrap-up work at the end of the week.) Detailed instructions for special event operators will be sent out by the end of September but if you have any questions just ask.
- **SWAP AND SHOP SERVICE COMING FOR MEMBERS.** Starting this month we are offering an opportunity for our members to list CW and QRP related items that they have for sale, or that they are looking for, in an email that will be distributed to all the members on our club email list. Listings must be of a non-commercial nature. Pictures of the items cannot be included with the email listing but the member posting the item might have them available for anyone who may be interested. The NAQCC will not be responsible for any claims that are made in the postings and we reserve the right to reject a submitted item if it is deemed to be inappropriate. We currently plan to send out one swap and shop email per month, normally around the 25th, but could possibly increase that if interest warrants it. Listings will not be repeated from month to month unless it is resubmitted. All emails will be sent out with the subject line "NAQCC Members Swap and Shop" so if you do not want to receive these emails you can set your filters to reject that subject line.

IN THIS ISSUE

Key Clicks	1
Paper Clip Paddles	3
Member Spotlight	9
Sprints	11
Challenges	14
Awards	18
QRS Nets	19
Help For Beginners	25
Ham Quips	27
Chapter News	28
Member Submissions	44
About The NAQCC	49
Contacts	50

So, if you have items that you would like to list please email your posting to our club VP John, N8ZYA. Be sure to include your full name, call, membership number, and contact information, along with an exact description of the item. You can find John's email address on the last page of this newsletter.

- **PRIZE ELIGIBILITY REQUIRES PARTICIPATION THROUGHOUT THE YEAR.** Once again some great prizes will be given away to members participating in our 11th anniversary sprint in October, and just like last year there is a throughout-the-year participation requirement to be eligible for the top tier of prizes. The requirements are not excessive, just a few sprints and/or challenges through the year will do it. Complete details can be found at http://www.naqcc.info/main_n3a.html.
- **2015 MEMBERSHIP DRIVE.** We want to encourage all of you to “talk up” the NAQCC and as an incentive we will be offering a prize each quarter of 2015 to the person responsible for the most new membership applications during that quarter. (The application form includes a field where the person can indicate how they heard about the NAQCC.) The prize will be a gift certificate for 100 free QSL cards from <http://cheapqsls.com/naqcc.html>.
- **CHECK OUT OUR MONTHLY POLLS.** Jerry, VE6CPP, puts up an interesting poll on our club website each month. You can cast your vote in the current poll and see past poll results using the links on the main club page <http://www.naqcc.info/>. The more people that cast a vote, the more interesting the results.
- **THANK YOU FOR THE DONATIONS!** A big “THANK YOU” goes out to everyone who has made a recent donation to the NAQCC treasury. The NAQCC has no membership dues and we depend on your generous donations to cover our operating expenses. If others would like to help out with a donation there are two ways that you can do it. The first way is to use *PayPal* to electronically send your contribution to Club Vice President John, N8ZYA, using the email found on the last page of this newsletter. To avoid any additional fees please be sure to check the box that says “*I’m sending money to family or friends.*” Also please add a note indicating that this is a donation to the NAQCC and include your call sign. The second way to make a donation is to mail a check or money order made out to *The North American QRP CW Club* and send it to *John Smithson, 1529 Virginia St E, Charleston, WV 25311*. Assuming that we have your correct email address on file, your contribution will be acknowledged by email with a carbon copy sent to a second club officer as a “check and balance.”



PAPER CLIP PADDLES

BY JOHN PAWLICKI, K8AG



Inexpensive, Rugged Paddles

John Pawlicki, K8AG

Introduction

For many years I have been using a set of paddles that I fabricated from an old ball type computer mouse. The process of fabrication was documented and published in ARCI QRP Quarterly. The mouse/paddles (maddles) have been rugged and reliable in operation. But the mouse buttons, though fast enough, require considerable pressure and fatigue my hand after a couple of QSOs.

During the 2014 Scrooge Key contest I had fashioned a straight key from a paper clip that I could adjust the pressure and travel while still maintaining reliable operation. I thought that I might be able to create a set of paddles with the following characteristics:

- The key must have adjustable travel without the use of special tools.
- It must require low actuation pressure while having a reasonable sending speed.
- I wanted a piano style action. I played piano and the motion is easy for me.
- It must be rugged in transport.

What I have created seems to fulfill all of these requirements to one degree or another. The actuation is reliable and the contacts seem to be reliable as well. I plan to switch to this new paddle for at least my portable work.

Parts List

Like with the Scrooge key, I wanted easily obtainable and cheap parts ;

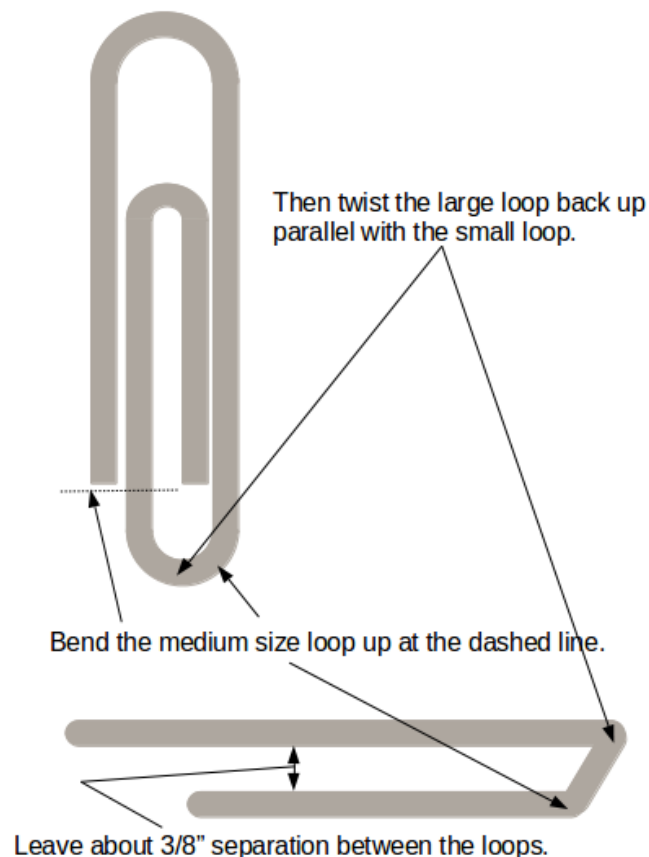
- 1 Vector board with single sided lands on the holes. These are available on Ebay very cheaply.
- 2 Regular size paper clips. These clips are about 2 inches long and yellowish in color. Plating breaks off of the silver paper clips when bent.

- 4 Through the hole paper fasteners. These are the brass paper fasteners that look a bit like a tack. They are yellowish in color and have 2 tabs protruding from the bottom of the top cap.
- 2 buttons for the key tops. Your choice of color. Size will be limited by the spacing between the two paddles.
- 1 Standard size Altoids tin.
- 1 Stereo jack. I used a 1/8" jack. A 1/4" jack might work in an Altoids tin.
- Stranded hookup wire. Solid wire will not work well and will break quickly in use.
- Hot glue or epoxy
- Solder

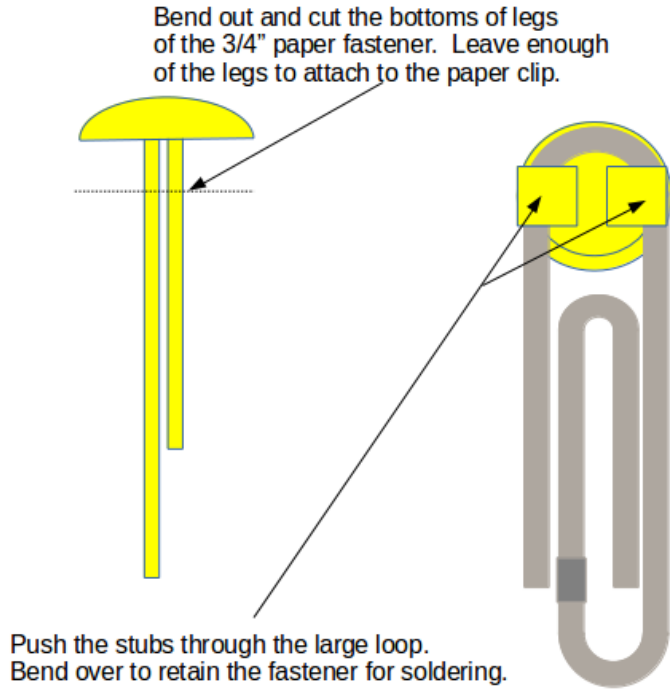
Construction

The Bends

There are many ways to bend paper clips to do all sorts of things. In our case I wanted to bend the paper clips so that adjustment of the contact spacing of the paddles will be easy even after the paddles have been assembled. I have worked out a bend process that allows adjustment of the paddles with little more than a pair of needle nose pliers.

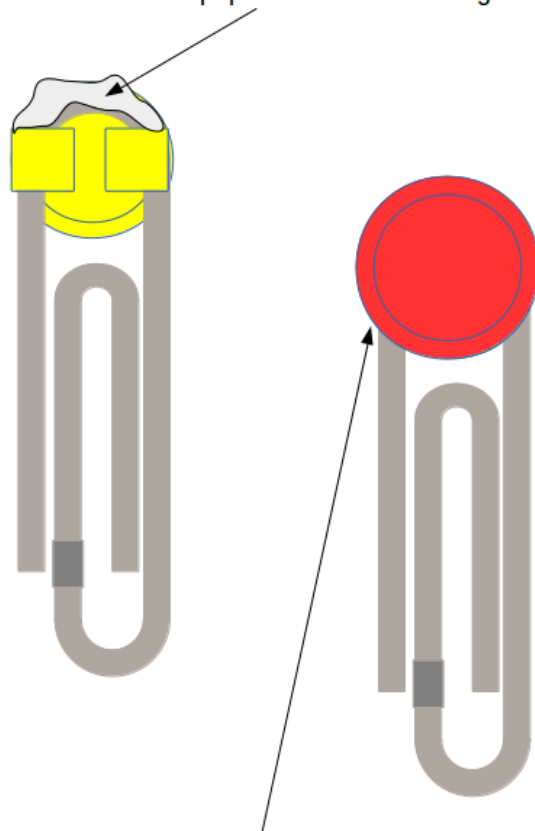


Bend both of the paper clips in this fashion to form the armatures. Next I added the contacts to these armatures.




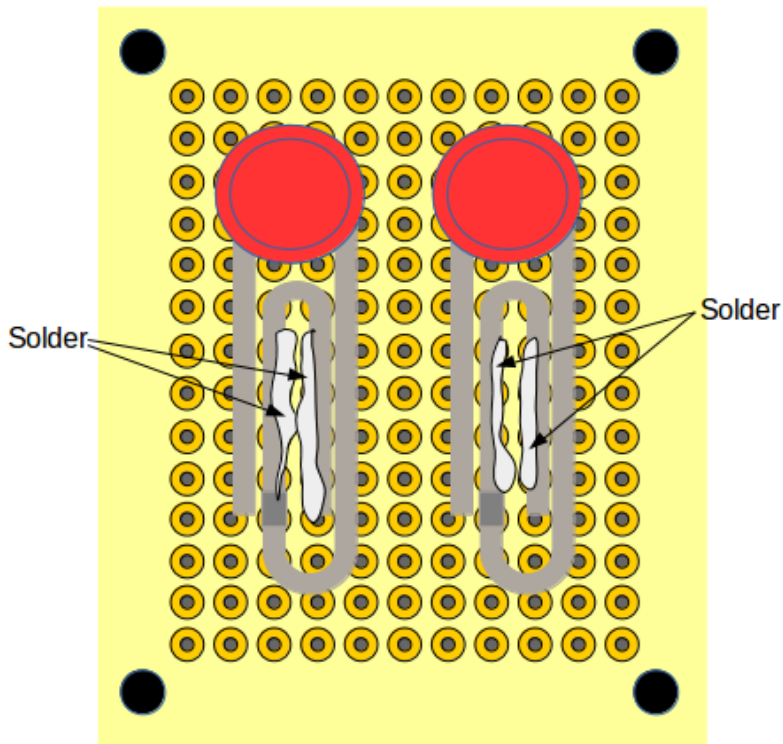
Cut the stubs down on two of the paper fasteners as shown. Push them through the large loop of the paper clip and bend them over to hold the fastener in place for soldering it to the paper clip.

Solder the rim of the paper fastener to the large loop.

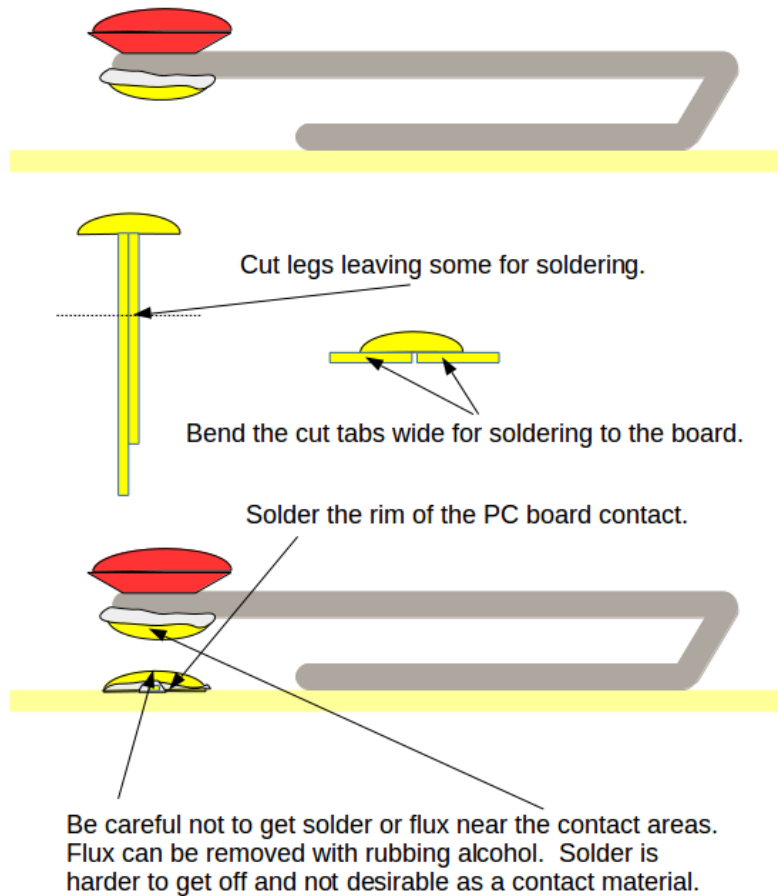


After solder cools glue a button on what will be the top side of the armature..

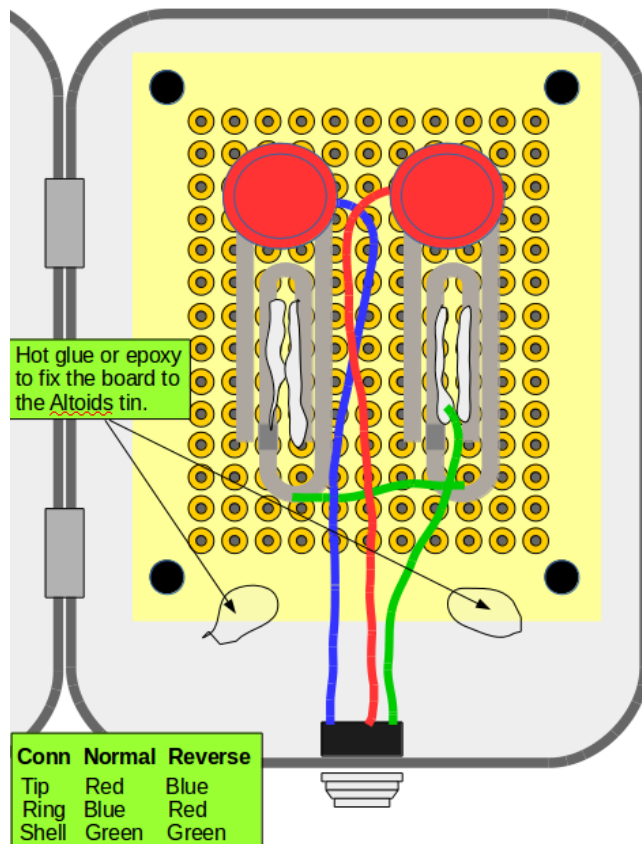
The above drawings are intended to show an armature from the top. Solder the rim of the fastener to the large paper clip loop. Be careful not to get solder or flux onto the top of the fastener head. That is to be our contact and solder does not make good contact material. Glue the button on top of the clip/ fastener assembly to form the button we will press.




Once the two armatures were assembled I soldered them to the lands of the vector board as shown. I soldered one armature at a time. I found that a rubber band was handy to temporarily hold the armature until I got a good solid solder connection.



Use the other two fasteners and form the stationary contacts as shown above. Center them below the fasteners on the armatures. Solder being careful not to get solder or flux on the contact areas.



Mount the stereo jack on one end of the Altoids tin. Solder a connection wire between the two paper clips. Then connect either of the armatures to the shell connection on the stereo jack. Wire the two bottom contacts for either normal or reverse operation as desired. Pay attention to the side that the lid opens to. You will use this key inside the Altoids tin with the lid opened. So be sure that the lid is out of your way depending on the handedness of your operation. I am right handed so my opened lid falls on the right hand side, keeping it out of the way.



MEMBER SPOTLIGHT



Each month one of our members is randomly selected and asked to share their ham radio biography with all of us. Questions or comments should go to Paul, KD2MX.

DISCLAIMER: Any views expressed in this section are those of the submitting member and may or may not be those of the NAQCC or its officers.

MARK KELNER, WG8Y, #4405



I got my ticket in 1980 and have really enjoyed the hobby and all the friends that have come from it. I'm 66 and have been retired for four years. The retirement came early from our plant closing. My wife and I had talked about moving somewhere warmer when we retired so we pulled the plug on northeast Ohio. I took down the towers, sold our 2.5 acres and moved to Salisbury NC. We bought .3 acre lot and received an HOA to go with it.

My first taste of the air waves came while in 6th grade when our family was visiting relatives. An older cousin had just finished a simple homebrew SWL receiver for a science fair project. I couldn't believe the signals coming from that mess of wire and "stuff". Too bad I didn't know about Ham Radio then. I didn't get my ticket for another 18 years.

My station consists of an FT-990, Ameritron ATR-10 tuner and a 811H amp. The amp is used on 40M when needed for morning SSB rag chew sessions. Other than that I do mainly 50 to 70 Watts or less and mostly use CW. My main antenna is a full wave 40M loop hung vertically that I use on 10-40M and a homebrew ZS6BKW @45Ft.

For QRP I use my FT-817D and an Ameco straight key that I bought in 1980 for, I think, \$4.95. I have other keys and paddles but still like the Ameco. I can't afford the high priced stuff anyway.

i enjoy running QRP portable from some of the parks in the area and have fun trying out the different antennas I've built for portable outings and in the NAQCC Sprints. The Sprints are always fun and are

my favorite part of the NAQCC. I rarely try for a big score. I have made 39 Q's for my best total but I have more fun seeing who turns up as I tune through the bands.

I also like chasing SOTA activators, **Summits On The Air**. These guys are almost always running QRP and it's fun listening for a weak signal sneaking thru the QRM.

I've had many memorable QSOs over the years but during one of the NAQCC Sprints a few months ago I had been working 20M and the signals were fading fairly quickly and I was about ready to go to 40m. I tuned a bit further and heard an S-8 signal and thought why is this QRO guy calling CQ in the QRP window. It was a French station, F6HFX! He called again so I answered him and he came right back. He gave me a 579. Guess what, he was QRP at 5 watts. We exchanged names, etc, and told him I was in the NAQCC Sprint and signed. I spun thru 20 a couple more times but the band was gone. What do they say? Timing is everything.

I've worked over 300 countries mixed mode QRO with tall towers and monobanders but get as much or more fun out of running QRP with wire antennas. It is always a thrill when running QRP and I call a guy on a summit across the country or in Europe and hear my call coming back to me. It doesn't happen all the time but it sure is fun when it does.

Now if I could just work Hawaii and Alaska QRP to QRP.

The photo is me at my garage work bench with Riley, my playful pup . The Heathkit SB-102 was from my Stepdad's estate. He got me started in the hobby with "Tune In The World With Ham Radio". The smile is because I've got it back on the air but I still need to clean it up a bit more . Also, in the background is his SB-110 6 meter rig I'll start on that one next. Hope to catch you in the Sprints.



NAQCC SPRINTS

CURRENT MONTH'S SPRINT: We have two fun sprints scheduled for this month. First our regular sprint will be on June 10, 0030-0230 UTC. (That's the evening of Tuesday the 9th in North America.) Then the very next week we have one of our semi-annual milliwatt sprints on June 18, 0030-0230 UTC, where we turn our power down to under 1 watt before jumping into the battle. Complete details on these sprints can be found at <http://www.naqcc.info/sprint201506.html> and <http://www.naqcc.info/sprint201506mw.html>.

Please remember to strive for that perfectly formatted "SILVER LOG" submission. It really helps our log processing. Everything that you need to know about how to have a Silver Log can be found at <http://naqcc.info/GLCheckList.txt>.

Complete sprint rules and information on log submissions can be found at <http://naqcc.info/contests.html>.

We occasionally get questions from sprint participants about how to use the GenLog software to log and report their contacts. Most of the time the answers to these questions can be found in the excellent illustrated tutorial written by KB8FE and found at http://www.naqcc.info/sprint_genlog_tutorial.html.

LAST MONTH'S SPRINT RESULTS: We had a great sprint in May with 183 participants showing up in 122 submitted logs. Conditions were generally reported as being good throughout the country except in Alaska, where AL7JK participated under some very challenging conditions. There were also a few places that had to deal with thunderstorm QRN but that's certainly expected for this time of year. Several members reported working some nice DX during the sprint including CO8CML (a regular) and G3RSP who was running 2-watts from across the pond.

Here is an interesting idea that some of you top-scorers might want to consider for a personal challenge for yourselves - how low can you go and still win? It comes from the soapbox comment of Frank, KB3AAG, who participates in the W3/Paddle sprint category. Frank is consistently a top scorer, if not "the" top scorer, in that category and last month he turned his power down to 3.6 watts and still took top honors. He then said this, *"Next month its 3 watts! Come on you paddlers lets get a competition going! I will gradually drop till beat!"* So the gauntlet has been thrown. Who is going to pick it up?

Complete sprint results, including soapbox comments, can be found at <http://www.naqcc.info/sprint201505.html> and summary information can be seen in the tables on the following pages.

We would especially like to welcome our first-time log reporters. We hope that you had a great time and will return often: W7FST, K4WLW, KF7Z, KA5DWI, KC4FIT, AB5XM

PARTICIPATION REMINDER: *Please remember that there is a sprint/challenge participation requirement to be eligible for the top-tier prizes that will be given away during our anniversary celebration in October. See http://www.naqcc.info/main_n3a.html for the details.*

SWA STRAIGHT KEY CATEGORY			
Division	1st	2nd	3rd
W1	KB1UOH	K1IEE	
W2	W2SH		
W3	AF3Z		
W4	WH6LE	N4SX	WX4RM
W5	W5TVW		
W6	WK6L	N6IET	
W7	AA7VW	W7FST	K9JWV
W8	N8XMS	WA8AXF	KD8RUQ
W9	KB9BVN		
W0	N0TA	WB0PYF	
VE	VE2TH		
DX	CO8CML		

SWA BUG CATEGORY			
Division	1st	2nd	3rd
W1	K1IX		
W2			
W3	AB3RU		
W4	AK4NY		
W5	NF5U		
W6			
W7	N7QR		
W8	AB8FJ		
W9	W9GFB		
W0	KD0V		
VE			
DX			

SWA KEYER/KEYBOARD CATEGORY			
Division	1st	2nd	3rd
W1	K1QO		
W2	N2ESE		
W3	KB3AAG		
W4	N4MJ		
W5	N5GW	N5DRG	
W6	KG6UBG		
W7	W7TAO		
W8	AC8JW		
W9	K9EYT		
W0	NQ0N		
VE	VE2DDZ		
DX			

GAIN CATEGORY			
KEY=>	SK	BUG	K/K
	K4BAI		N1IX

FIRST TIME ENTRANT HIGH SCORE			
KEY=>	SK	BUG	K/K
	W1FST		K4WLN
PRIZE DRAWING WINNER			
N6IET			

	Current Month	Previous Month	All-Time Record	Record Date
Logs	122	123	194	2/13
Participants	183	195	269	2/13
Total QSOs	2166	1664	2804	2/13
Hour 1 QSOs	1109	929	1468	2/13
Hour 2 QSOs	1057	735	1334	2/13
20m QSOs	980	379	1232	8/13
40m QSOs	1122	1108	1534	4/12
80m QSOs	63	177	1417	2/13
Avg QSOs/Station	17.8	13.5	19.3	9/11

SPRINT HONOR ROLL: We honor the following members for their outstanding participation over the years in our sprints. Exact counts can be seen at http://naqcc.info/sprint_dates.html.

NUMBER OF SPRINTS	MEMBERS
50+	WA8SAN KC2EGL VE5BCS WX4RM WD0K K6CSL K4KRW N0TA N8QY NQ2W NO2D W4DUK KB8FE AA9L KE5YUM KQ1P WY3H WB8ENE WA2JSG K1IEE N4FI VE3FUJ KD0V KB3AAG NU7T K3RLL
75+	N8FM KU4A K4JPN N8XMS K4NVJ KD2MX K4BAI WB8LZG
100+	W2SH W9CC W2JEK KA2KGP
125+	K3WWP



NAQCC CHALLENGES

CURRENT MONTH'S CHALLENGE: We have two challenges to issue this month in North America. Our first challenge is our annual Field Day Challenge to work at least 20 different states during the ARRL Field Day on June 27-28 using QRP and CW. You can be operating under your own call or as part of a club effort but all of the claimed QSOs must be made by you personally for our challenge. Complete details can be found at <http://www.naqcc.info/challenges201506fd.html>.

Our second challenge is a month long alphabet challenge with words that are all related to the Battle of Midway that took place 73 years ago this month, and marked a turning point in the war in the Pacific. The list of words and other details for the challenge, along with some historical information about the battle, can be found at <http://www.naqcc.info/challenges201506.html>.

The European challenge for June involves the top seven winners in the Eurovision Song Contest for 2015. Complete details can be found at <http://naqcc-eu.org/eu-challenges/june-2015-challenge>.

NEXT MONTH'S CHALLENGE: In July the North American challenge will be a spectacular fireworks display celebrating Independence Day. See <http://www.naqcc.info/challenges201507.html> for details.

The July European challenge works with two panagrams (look it up). Details at <http://naqcc-eu.org/eu-challenges/july-2015-challenge>.

Complete information about our challenges including a helpful tutorial on how to organize your work for an alphabet challenge can be found at <http://naqcc.info/challenges.html>.

LAST MONTH'S CHALLENGE: The deadline for submitting entries for the May Home-brew Challenge is still a few days away so final results are not yet available. (*The final results will be delayed until about the 15th this month.*) Many of the participants sent in pictures of the home-brew equipment that they used to complete the challenge and you can see those pictures on the following pages. If you are interested in additional details on the gear take a look at the soapbox comments by the participants at <http://www.naqcc.info/challenges201505.html>.

Results for the European Train Trip Challenge are at <http://naqcc-eu.org/eu-challenges/may-2015-challenge>.

IMPORTANT NOTE: Recently we have been receiving entries to our alphabet challenges in non-standard formats that complicate the processing of the submission. Please use a simple text report (the actual email or an attached file) where each word is listed on a separate line with the callsigns that form that word listed horizontally across that same line. For example...

WORD - K3WWP CO8CL W3WMR KD9QS
NEXT - N8XMS K1EIR N8XMS N5PHT
etc.

PARTICIPATION REMINDER: Please remember that there is a sprint/challenge participation requirement to be eligible for the top-tier prizes that will be given away during our anniversary celebration in October. See http://www.naqcc.info/main_n3a.html for the details.



KG4LLQ




KA4WJB



K1YAN



NQ2W



N0WKZ


04/30/2015



N5DRG



W2JAZ




N1JI

NAQCC
May 2015
Challenge

Cylinder dipole 15"



PA1B



K0FNR



WB3T

CHALLENGE HONOR ROLL: We honor the following members for their outstanding participation over the years in our monthly challenges. Exact counts can be seen at http://www.naqcc.info/challenges_schedule.html.

NUMBER OF CHALLENGES	MEMBERS
25+	KD2MX N1LU KD0V K9OSC VE3HUR KU4A WY3H K1YAN
50+	VE3FUJ NU7T K1IEE
75+	N8XMS W2JEK
100+	
125+	K3WWP



NAQCC AWARDS

We have an extensive list of awards that you can earn. Complete details can be found at <http://naqcc.info/awards.html>.

FEATURED AWARD: ALPHABET PREFIX AWARD

This month's featured award is a simplified version of CQ Magazine's popular WPA award. The goal is to work as many letter/number combination prefixes as possible using QRP CW and SWA. There are two categories for the award - World Prefixes, and USA Only Prefixes. Handy tables showing all of the possible prefixes in both categories are available for down loading from the award web page. Basic awards are earned with 200 world prefixes or 50 USA prefixes and certificates are issued at the 400 and 100 prefix levels. Complete details on this award can be found at http://www.naqcc.info/awards_wpxswa.html.

AWARDS ISSUED LAST MONTH:

None reported



NAQCC QRS/QRQ NETS



We have a number of nets (QRS = slow speed, QRQ = higher speed) designed to help people build up their CW operating skills. Complete information about these nets can be found at http://naqcc.info/cw_nets.html. Questions should be directed to Net Manager Scotty, NU0S.

NAQCC NET SCHEDULE

Net	Local Time	UTC	Freq +/-	Primary NCS
East Texas QRS Net (ETN)	Monday 7 PM CT	Tuesday 0000 Z	7065 KHz	Allen, KA5TJS (in TX)
Farnsworth 80 m QRQ Net (FRN80)	Sun 8 PM PT	Mon 0300 Z	3574 KHz	Rick, N6IET (in CA)
Farnsworth 40 m QRQ Net (FRN40)	Mon 8 PM PT	Tues 0300 Z	7123.5 KHz	JB, KR5RR (in CA)
Midwest Net QRS Net (MWN)	Monday 9 PM CT	Tuesday 0200 Z	7117 KHz	Scotty, NU0S (in NE)
Rocky Mtn Regional/Continental QRS Net (RMRc)	Tues/Thurs 4 PM MT	Tues/Thurs 2200 Z	7062.5 KHz	Dale, WC7S (in WY)
Rocky Mtn Regional/Continental QRS Net (RMRc)	Tues/Thurs 4:30 PM MT	Tues/Thurs 2230 Z	14062.5 KHz	Dale, WC7S (in WY)
West Virginia QRS Net (WVN)	Wednesday 9 PM ET	Thursday 0100 Z	7117 KHz	John, N8ZYA (in WV)
Pacific Northwest 80 m QRS Net (PNW80)	Thursday 7 PM PT	Friday 0200 Z	3574 KHz	Stewart, KE7LKW (in WA)
Great Lakes QRS Net (GLN)	Thursday 9 PM ET	Friday 0100 Z	7117 KHz	David, WA8AXF (in MI)

*Hello gang what crazy weather we have all had. My thoughts and prayers are with all of you. We needed rain but not all at once, and the loss of life is terrible and heart breaking. I have been passing traffic through the ARRL NTS traffic system by CW and land line with folks trying to reach relatives. With that the QRN has been terrible. I've noticed more QSB as well, but on the good side 2m, and 6m has been opening up lately for CW and SSB. **Please take note of schedule and net control operator changes.** Rick N6IET will be taking over as NCS for the 80m NAQCC Farnsworth Net (FRN) 80M, 3.574 MHz for J.B starting in June second session; J.B. KR5RR will continue the 40m net schedule. **See the NAQCC Nets Schedule page for further details.** Have a great one and please continue to support the net operators and check into your local nets, and please please please keep your eyes and ears open and ensure your emergency alert radio in working... Hey follow me on Twitter **@NU0Slong** for live net updates and QRP CW in the field...Please contact me anytime with questions or concerns with any of our NAQCC Scheduled Nets...72/73 Scotty Long NU0S NAQCC 3715 MWN NCS / Nets Manager-Coordinator...On weekends I monitor 10118 kHz, 18080 kHz because of CW contesting, and 7065/7117-7122 kHz as possible most weekdays evenings... Send me an email if you want to schedule a rag chew...*

Quick Notes from our Net Control Station Professional Ops!!!

John Smithson N8ZYA, NAQCC West Virginia NET (WVN)

May 13, 2015 40m Net:

A brief net with only two check-ins this evening. The WV Chapter had breakfast this morning at a local restaurant with a short crew of three. Must have been a fore-bearer for this evening. Of course, last week there was no net because I was at the Outer Banks of NC. The summary for this evening was; NCS N8ZYA- WA2DWX-AC8LJ. Dave (WA2DWX) has become a regular check-in and was 599 from New Jersey this evening. Our club member W8GDP, who is a regular check-in, apparently has blown the finals in his rig-- John called me immediately after the net with the explanation and hopes of having a substitute rig for next week. Jeff Imel (K9ESE) is out of town and unavailable for the net. On a sad note, our club member Steve Ashcraft (KC4URI) has been in the hospital for about a month now. It's beginning to look like it might be awhile before he is able to be active in the club again. Please keep him in your thoughts and prayers. Eric (AC8LJ) and I will be leaving for Dayton early Friday morning for a quick one day trip. I have exchanged phone numbers with a ham in Muncie Indiana (KE9V) and looking forward to meeting him in person. I'm not looking for any radio items in Dayton this year. Just camaraderie, fellowship, and looking for call signs on peoples hats. Hi hi...I'll be around the QRP sections of Dayton, or the "keys". I'll have my NAQCC "hat" on with my call sign visible to everyone.

72's John Smithson N8ZYA NCS WV QRS net.

May 20, 2015 40m Net:

I always give priority to the Sprint but two new stations checked in last night. (W8BS and WE8UPJ). The W8BS station wouldn't come back to me afterwards so assume he might have switched to the Sprint. Last night was a wonderful time for me because I worked a Canadian and a Texas station on 20 meters before the QRS net. Immediately after finishing the QRS net on 40 meters, I found most of my Sprint stations on 20 meters, which is very rare for me. I worked two Sprint stations on the west coast of Oregon. Fantastic band conditions on both 40 and 20 meters last night!

72's John Smithson N8ZYA NCS WV QRS net P.S... No net last week as I was at the Outer Banks of NC.

May 27, 2015 40m Net:

Six stations this evening despite all the thunder and lightning from the mid-west area.

Reducing the speed to around 10 WPM at the beginning of the net seems to be a good idea for us. Of course, I match the sending station but this IS a QRS net Hi Hi I'd drop down to 5 wpm to exchange the RST if need be....All the other information looks good from your previous e-mail for approval to the newsletter. My more distant stations amounted to the same as the local check-ins this evening. Looking forward to the next newsletter. Thanks for all the work you do keeping the notes and the check-in totals.

Sincerely Yours,

John Smithson N8ZYA
NCS NAQCC WV QRS Net Control Station

James (J.B.) Still KR5RR, NAQCC California Farnsworth Net (FRN)

May 4, 2015 80M Net: *(May the fourth be with you HI HI Scotty NU0S sorry couldn't resist the Star Wars Theme...)*

Great turnout! Seven braved the remarkable (at times) noise level to prove that you can get through, mostly. Interesting: When I tuned up the rig (antenna) at about 02h15, the background noise level was about S5 - going to be a good night, I thought. Ha! By 03h05 I had this plasma TV like noise at 10db/S9 slowly drifting through the frequency, putting most everyone at R4 or less. Good news, by 03h30 it was down to S8 or so and had better copy. OK, It's all Rick/7's doing! Poor note taking, that is..... Using his technique of doing mostly head copy and only writing down occasional words so that I could respond, yields, notes that are almost illegible. So, what follows is mostly from memory, and that's spotty at best. But what really counts is **YOUR** good code and word spacing that allows me to succeed, and of course, being a product of the sixties, feel good about it! Discussion topics: 7QP QSO party, and QSP parties in general; Mark cheated by letting XYL do the SSB voice while he ran up the score, hope she gets **her** ticket soon and makes you go back to earning your own points; several went over to the dark side this week and, gasp(!), operated SSB, me included checking into Chas' Coffee Mug Net while /M for the second straight week; straight keys, Mike has six (five actually HI HI) or so and Rick/6 will be on tonight with one, Chas & I mostly use 'em for tuning; Chas has a "new" HQ140, works great with a 15' twin lead receive antenna in garage rafters, and I think Rick/6 used to have one also(?); Mark commented about twin lead, ladder window line and open wire, especially when portable - all my QTH are twin lead except when portable, Mark I gotta give that a try; Stewart was almost no copy at beginning but he hung in there and we somewhat got him R5 near the end; there is some more I stuff can't decipher; one of our longest sessions yet, nearly 90 minutes.

Thanks everyone for your participation!

72/3 de JB.KR5RR

May 5, 2015 40m Net: *(Happy Cinco de Mayo!!! Scotty NU0S)*

Apologies to Dan/WB4RFQ in San Francisco, but he was ~400 Hz high, almost out of my pass band, and I couldn't RIT back & forth quick enough to get good copy. And I belatedly noticed we are on 7123.0 rather than 7123.5, so he was closer to published frequency than we were. With seven other stations on the net you gotta zero beat. Thanks Guys! Tonight was fun! Low noise here, about S5, but I could faintly hear, and Rick/6 could definitely hear, the static crashes that put MWN off the air for tonight. Everybody reported pretty good copy, mostly R5's with some QSB into the 4's. But just a little bit disappointing - going to be a boring recap as you didn't give me anything fun to work with! Topics discussed: Keys; more keys; and still more keys; several have way too many keys & Rob is embarrassed to tell us how many; Mike can't count - still says he's only got five keys but one can clearly see a paddle trying to hide in his QRZ pix, that makes six; power; weather; band conditions; we now know that Polar Bear Rick trains by getting in bath tub with ice cubes; Mike transplanted peppers in his garden; Mark's growing dandelions instead of grass; and with no water, I'm just growing rocks and weeds -Round Up is my friend.

Thanks everyone for your participation!

72/73 de JB.KR5RR

May 11, 2015 80m Net

Good group tonight, especially considering it was Mom's Day. Good signals all around, enabling our QRN challenged Rick/6 station to copy through S8 local noise. Unusual also, Chas had good copy on all. As has become the norm lately, topics were all over the place. Mike & Doug are working in their gardens; JB has no water for a garden; Rick's IC761 behaved beautifully tonight, crisp and clear; several worked some DX; discussed the SKCC WES, Rick/6 had good success, mostly on 20m, JB/QRP/M on 20m didn't; Rob cleaned up/reorganized "parts and stuff" in the garage, says he now has more room; and discussed FISTS and CW OPS clubs. Of special note is ke6ee/Mike's post on eHam antennas forum about open wire and ladder line feed lines - good stuff and right on Mike! Ugh! My notes are hard enough to decipher right after the net, much less a day later - can't spell and can't write legibly either.

72/73 de JB.KR5RR

May 12, 2015 40m Net:

WOW! What a turn out tonight! And a marathon session, more than one and a half hours! And the band cooperated nicely! However, unlike last night, Chas' plasma TV QRN was back with a vengeance. Welcome (again) to first (2nd?) timer Daniel/WB4RFQ, operating from Prineville, OR. The FT-817 and OCFD sounded good last night, 599+ here a couple of times. Also welcome to first timer Dave/KB7KY from Tempe, AZ, but no email address on QRZ, so if you hear him on, tell 'em come on back and to update QRZ. And, talk about confusion: K7KY and KB7KY on at the same time? Wonder how often that happens? OK, as usual the topics were all over the place and my notes are mostly illegible. With ten check-ins it took a while to get everybody through a couple of rounds. Not even going to try to recap. However, the good news, y'all got to copy a lot of really good CW ops last night! Oh, t'was good to have Rob/n7rep back after a long absence.

That was great fun! Thanks Everyone! 72/73 de JB.KR5RR

May 18, 2015 80m Net:

Sorry if you tried to check in tonight and I (we) didn't hear you. Conditions did not seem that bad but even after I went QRO to 100 watts, Al (NM) gave me a 269, Rick/6 (CA) a best 489 (QRN), and Doug (OR) who always gives me 599 even when QRP could only come up with a 559. Weird. Background QRN here tonight was only S6 on the S-meter, but no one was moving it above noise, even when Rick/6 went QRO. Thanks for the try guys, especially Al - I could hear you but a long, long way from legible copy.

Better luck tomorrow night!

73 de JB.KR5RR

May 19, 2015 40m Net:

Decent band conditions tonight, some deep QSB to start but settled down and all had OK copy through the QSB. As is the norm, topics all over the place. Glad y'all got good sense of humor with the jibs tossed around about straight key sending and such. And no, Mike, I did not send with my foot on that last transmission. Must say it was a good discussion about straight keys and sending style - seems if you lean one way it is difficult to go to the other, arm on desk or Brit style - glass arm notwithstanding. Several worked others on hangout frequencies this week so it is working - being able to find a good rag chew, that is. Some of mine were of necessity quick, but fun anyway.

Thanks everyone and CU soon.....

73 de JB.KR5RR

PS: Scotty sent me a hangout frequency, but I've misplaced the email. I think it is as listed below - please correct if needed. I'm doing my after work /PM on 20m but working mostly New England and few Southwest states.

May 25, 2015 80m Net:

Slightly tough conditions to start, mostly local QRN, but good copy by all after halfway thru. At least two stations tried to check in but were too weak for Mike or I to copy and Rick and Chas had too high of QRN for weak signal work. Verticals versus horizontal dipoles? If you tried to check in and we didn't hear you please let me know. Last week on the 40m net Wyatt/AZ tried and we didn't hear him. Conversation this evening was mostly about band conditions and propagation. Seems that with the net starting while still daylight, we are getting ~500 mile or less participation. Problem with that is there's a whole lot of real estate out here in that footprint with no one in it. May be time to move back to 40m? I had to exit early, daughter's co-ed soccer team won the Pleasanton Memorial tournament "A" division and we had a celebratory dinner with my presence mandatory. Congrats to Rick for a good showing in this month's NAQCC sprint. I completely missed it, not getting home until about 15 minutes left to go. We'll discuss more tonight, maybe? Thanks to all and 72/3 de JB. KR5RR

May 26, 2015 40m Net:

Interesting conditions; for the first 30 minutes had some deep QSB, sometimes almost three S-units, then it settled down and all had good copy. Rick6 & Chas had a good QSO going when I came on frequency just before net - subject I heard? Noise. Rick7 installed a solar panel to help keep his mobile battery charged and that seemed to focus the evenings discussion on solar power, battery power, and related noise. (BTW, noise/QRN is a very popular topic, especially on 80m nights.) Rick6 uses his Patriot, battery powered, on his balcony, and is planning to put up a solar panel. Mike (and JB) says that is one of many projects he wants to do but hasn't got round to it yet. However his PG&E bill is so low now, there would not be a monetary return, much like my neighbor Dick/k2gmy. Chas, the retired PG&E guy, says NEVER, no solar for him. (Bias?) He did mention that those with leased solar panels, could have new owner contract problems when they decide to sell their house. OK, in the meantime, I'm enjoying my \$60+/month reduction in electricity cost. Congrats to Rick6 on his NAQCC sprint results - excellent for only about one hour op time on the balcony. And Mike sounded like he had ditched his straight key for a keyer. When I asked he said no, was using a bug! OK, Mike, I have now put you in my "bug" hall of fame with Rob/n6kix, as two guys I know who can send almost perfect CW with a bug. There really aren't very many of you on the air that can get the Dah/Dit weighting sounding right at 3:1. Also congrats to Danny/n5drg, who tries and sometimes is able to check into FRN, for second place in the W5 area, missing out 1st with the same number of QSO but one less member. Danny & I just couldn't get a QSO going this weekend, could barely hear each other on 40m, but could not copy well enough for a QSO (229). Rick6 has started a personal sked of a couple hours each morning and evening, working CW, mostly 40m, but whatever band yields contacts. Was surprised early Monday AM to work Wyatt/kf7yhb for their first QSO. Rick also noted that Wyatt was using a bug and sounded like a keyer - congrats Wyatt, but I can't put you in my hall of fame until I work you on the bug. Oh-oh! Getting long winded. Thanks everyone for your participation!

72/73 de JB.KR5RR

Hangouts:

K7KY-Doug: 7112

KE7LKW-Stewart: 80m regional nets; HF QRP frequencies

KR5RR-JB: 14055 M-F 23h30z-00h30z; 40-10m between SKCC & QRP

N5DRG-Danny: 7065

N6IET-Rick: QRP frequencies

N7HRK-Rick: 7046

WU7F-Mark: 7112

NU0S-Scotty: (7065), (7117) (7122), 10106-10120 (10118). 3530-3565 (3564), 1800-1820 (1810) (evening hangouts monitor)

Allen Matthews KA5TJS, NAQCC East Texas QRS Net (ETN)

May 6, 2015 40m Net:

2 of 3 were QRP and the noise was S7. Still had good copy on all. (QRN from storms have been bad hope WX clears up Scotty NU0S)

Allen, KA5TJS

May 28, 2015 40m Net:

Very rough night with thunder storms moving in from the west. A lot of stations shut down due to WX.

Allen KA5TJS

May 19, 2015 40m Net:

Band was in good shape with some QSB. Two out of three were QRP.

Allen KA5TJS

PS: 3 inches of rain before 01:00 yesterday. Lucky we did not have thunder storms last night.

May 12, 2015 40m Net:

N5RWK, Roger checked in from a motel parking lot with his KX3 and 35 ft. wire going to Dayton! Great job.

Allen, KA5TJS

Richard (Rick) Stutsman N6IET, NAQCC California Farnsworth 80m Net (FRN)

Hey quick note we have a new net control operator for the 80m FRN Net 3574 kHz Richard (Rick) Stutsman California taking over for J.B; J.B will continue the 40m FRN so please welcome Rick and give him a good show and make his QNI full!!!

Rick will continue to call the net at its current time and frequency on 80m at 3574 kHz on Sundays at 2000 PDT (Mondays at 0300z). Rick will try to satisfy his desire for early morning contacts by posting his schedule.

Rick can be found via <http://www.reversebeacon.net/dxsd1/dxsd1.php?f=0&t=dx&c=N6IET> on HF CW every morning between 06:30 and 08:00 PT, beginning on 80m.

72 de Rick, N6IET

NAQCC CW Net QNI Reports All Stations

MAY/2015 Please note: Dates are in UTC

NAQCC Farnsworth Net (FRN) James (J.B.) Still KR5RR, California**80M, 3.574 MHz**

05-04-2015 QNI (7) NCS KR5RR, KE7LKW, WU7F, N6IET, KE6EE, K7KY, KW6G

05-11-2015 QNI (7) NCS KR5RR, N6IET, KE7LKW, KE6EE, K7KY, KW6G, N6KIX

05-18-2015 QNI (4) NCS KR5RR, NM5S, N6IET, K7KY

05-25-2015 QNI (4) NCS KR5RR, N6IET, KE6EE, KW6G

05-31-2015 QNI (4) NCS N6IET, KW6G, KR5RR, KE6EE (morning net by Rick...Thank you Sir...Scotty NU0S)

40M, 7.123.5 MHz

05-05-2015 QNI (8) NCS KR5RR, N7HRK/M, N6IET, KE6EE, KE7LKW, WU7F, WB4RFQ, N6KIX

05-12-2015 QNI (10) NCS KR5RR, K7HRK/M, N6IET, WB4RFQ, WU7F, KB7KY, N6KIX, K7KY, KW6G, N7REP

05-19-2015 QNI (6) NCS KR5RR, N7HRK/M, N6IET, K7KY, KE6EE, N6KIX

05-26-2015 QNI (6) NCS KR5RR, KW6G, N6IET, N7HRK/M, KE6EE, K7KY

NAQCC East Texas QRS Net (ETN) Allen Matthews KA5TJS, Texas**40M, 7.065 MHz**

05-06-2015 QNI (4) NCS KA5TJS, KE5YUM, KE5YGA, N5RWK

05-12-2015 QNI (4) NCS KA5TJS, KE5YUM, KE5YGA, N5RWK

05-19-2015 QNI (4) NCS KA5TJS, N7NET, N5DRG, K5BRY

05-26-2015 QNI (3) NCS KA5TJS, N5DRG, K5BRY

NAQCC Midwest QRS Net (MWN) Scotty Long NU0S, Nebraska**40M, 7.117 MHz**

05-05-2015 QNI (0) NCS NU0S, Net Canceled due to local storms and high QRN S9+20 noise floor.

05-12-2015 QNI (7) NCS NU0S, AC8JW, KG0YR, KB7KY, K8UDH, WA2DWX, AC0BQ

05-19-2015 QNI (7) NCS NU0S, AC8JW, KG0YR, WB5HQO, WN0I, KB7KY, N5DRG

05-26-2015 QNI (2) NCS NU0S, N5DRG Memorial Day and storm to our south east QRN made for a short net.

NAQCC Rocky Mountain Regional/Continental QRS Net (RMRc) Dale Putnam WC7S, Wyoming**20M, 14.062.5 MHz and 40M, 7.062.5 MHz**

05-05-2015 40m QNI (2) WC7S, N7GES

05-02-2015 20M QNI (7) WC7S, AA7CU, WA2DWX, W38UPI, KK5IB, KA4WJB, KE6OIO

05-07-2015 40M QNI (2) WC7S, N7GES

05-07-2015 20M QNI (4) WC7S, AA7CU, WA2DWX, G3RSP

05-12-2015 40M QNI (2) WC7S, N7GES

05-12-2015 20M QNI (2) WC7S, KE6OIO, KF7WNS

05-14-2015 40M QNI (3) WC7S, N7GES, N0FN
 05-14-2015 20M QNI (4) WC7S, KF7WNS, AA7CU, KE6OIO,
 05-21-2015 40M QNI (3) WC7S, WB0RIO, N7GES
 05-21-2015 20M QNI (6) WC7S, AA7CU, KE6OIO, N6MY, N7UN, K07X
 05-26-2015 40M QNI (2) WC7S, N7GES
 05-26-2015 20M QNI (2) WC7S, AA7CU
 05-28-2015 40M QNI (2) WC7S, K9JWV
 05-28-2015 20M QNI (5) WC7S, K0ZK, WB9R, JE6IO, K9JWV

**NAQCC West Virginia NET (WVN) John Smithson N8ZYA, West Virginia
 40M, 7.117 MHz**

05-07-2015 QNI (0) NCS N8ZYA, Net Canceled due to out at the Outer Banks of North Carolina... (I'm Jealous John, I miss North Carolina beautiful state; I was stationed at MCAS Cherry Point...Scotty NU0S)
 05-13-2015 QNI (3) NCS N8ZYA, WA2DWX, AC8LJ
 05-21-2015 QNI (5) NCS N8ZYA, WA8SIE, W8BS, W8GDP, WE8UPJ
 05-27-2015 QNI (7) NCS N8ZYA, KB9BVN, WA2DWX, AC8JW, KB8BFM, AC8LJ, W8GDP

**NAQCC Pacific North West QRS 80 Meter Net (PNW80) Stewart Fletcher KE7LKW, Washington State
 80M, 3.574 MHz**

05-01-2015 QNI (3) NCS KE7LKW, N6KIX, WB4SPB
 05-08-2015 QNI (4) NCS KE7LKW, WB4SPB, AD7BP, K7JUV
 05-15-2015 QNI (4) NCS KE7LKW, K7JUV, AD7BP, N7QR
 05-22-2015 QNI (5) NCS KE7LKW, N6KIX, AD7BP, WB4SPB, N7QR
 05-29-2015 QNI (6) NCS KE7LKW, W7ANM, AD7BP, KR5RR, KB7WDP, W7LNG

**NAQCC Great Lakes Net (GLN) David Moss WA8AXF, Michigan
 40M, 7.117 MHz**

05-01-2015 QNI (5) NCS WA8AXF, WA2DWX, AC8JW, W3HI, W2SH, WE8UPJ
 05-08-2015 QNI (7) NCS WA8AXF, K9EYT, KD5VGJ, KB8BVN, AC8JW, KG0YR, VE3DDZ (K9EYT was readable on mw power)
 05-15-2015 QNI (6) NCS WA8AXF, AC8JW, K9EYT, WB8LZG, W3HI, VE2DDZ
 05-22-2015 QNI (3) NCS WA8AXF, K9EYT, VE2DDZ, WE8UPJ
 05-29-2015 QNI (4) NCS WA8AXF, K9EYT, AC8JW, WE8UPJ



HELP FOR BEGINNERS



Items in this section are from CW Assistance Project Coordinator Brion, VE3FUJ, unless otherwise credited. If you are interested in helping out or need some help yourself please contact VE3FUJ. Additional help is also available on our website at <http://www.naqcc.info/cw.html>.

This Month I'll try shedding some light on ZERO BEAT and what it entails.

It was suggested by a reader that I should try and shed some light on "ZERO BEATING" and he went on that there's a lot of stations that either don't know or are incapable of ZBing and as a result do not make as many contacts as otherwise would have been possible. What follows I hope will be a remedy for that. So if you get the feeling you should be making more contacts for your efforts keep reading, it may be that your ZB is not close enough to be detected by the other station.

In order to make successful QSO contacts with the sophisticated equipment existing today one must be close in frequency to the station one wants to contact. Due to the sharp filters in use now. Zero Beat means that the two stations in question are on the exact same frequency. So in order to do that depends on the equipment in use. I'll tackle the separate Transmitter/Receiver Combo with or without side tone.

First you must have a means to hear your TX/VFO in the receiver (usually referred to as spotting or netting) while simultaneously listening to the station you want to be Zero beat with. If that is the case turn off your side tone and set the receiver for a pleasant CW note while listening to the other station. Then tune RX up or down a little and notice what happens to the CW notes change in frequency. Then tune your TX/VFO for the same note and increasing/ decreasing in the same direction as the note you heard from the other station when tuning RX NOT TX. Then you are done and should be within a few cycles in frequency, how close you get depends on your ability to compare two notes and knowing when they are "one Harmonic." "One Harmonic" occurs when there is no vibrato to the note you hear, and as you tune your VFO up and down very very slowly you will hear a vibrato on the note and increasing in frequency the further up and down you tune. The closer you are the slower the vibrato, tune for the slowest you can achieve. You should be able to get within a few cycles. It sounds perhaps a bit complicated but you can practice on the note you can hear from your Crystal Calibrator (you do have one of those don't you) or some other low signal source, but be careful and keep it in the band.

Then there are some sets that use the built in side tone to achieve the same thing, even if you have the ability to change the pitch of the side tone the TX automatically compensates in OFFSET. That is the quickest way to Zero beat that I have dealt with so far.

Then we get to the small CW Transceivers either home brew or purchased. Even if they have a side tone it's likely nowhere near the offset needed. Or some sets allow you a small change in side tone pitch but it may not be enough. I have one of those sets but the adjustment cannot get close enough to the offset to be useful. I have often been accused of listening lower than my TX frequency, so when I switch the RIT on I keep it a little lower than the indent setting but that is still a bit iffy. The remedy for that maybe to build or purchase a small stable and adjustable audio oscillator, then get one of your friendly CW contacts to Zero beat with your TX and transmit a long dash or a series of dashes while you adjust your audio oscillator for zero beat with the note you hear, ----- that is without you having retuned your TX. After that use the audio oscillator as a zero beat accessory.

There's an electronic gadget mentioned by K3WWP, John, as an aid to Zero beating. It is on his home site and to get to it Click on CW then new menu pops up click on "Zero beat CRK" in the menu provided. Once adjusted to the incoming zero beat signal it turns on an LED to indicate being on frequency. It appears to be a visual indicator of what I described above as a "one Harmonic" using an audio oscillator.

Brion



HAM QUIPS



Dick Sylvan, W9CBT, #2062, has been a QRP/CW operator for a long time. He is also a very talented cartoon artist. Dick's cartoons appear monthly in the *KY9A Telegraph*, a free ham radio eZine published by the Robert F. Heytow Memorial Radio Club (<http://www.k9ya.org/>). We are very pleased and honored to be allowed to reprint his cartoons here. Dick has also authored the book *HI HI - A Collection of Ham Radio Cartoons* available at <http://www.ky9a.org/w9cbt/>.

HAM LINGO " Ham Band "



" Ham Band. "



NAQCC CHAPTER NEWS

The North American QRP CW Club currently has seven local chapters - Europe, Western Pennsylvania, West Virginia, Shenandoah Valley, Central Texas, Illowa, and Florida - but we would be more than happy to expand on that list. Chapters are more or less independent local gatherings organized by NAQCC members in a geographical area and subject to a list of guidelines from the NAQCC. They provide opportunities to have fun and to promote our parallel passions of QRP and CW. If you are interested in forming a local chapter please contact Club President Paul, N8XMS.

If your chapter is planning a portable operation activity and would like to have it promoted on the club email list or in the newsletter, send an email with the subject "NAQCC Portable Operation" and with the exact wording of the announcement to Vice President John, N8ZYA, at the email address listed on the last page about a week before the operation. Please be sure to include the UTC time for the event and not just the local time.

A report about your chapter activity should appear here. Please send them to KD2MX or N8XMS at the email addresses listed on the last page.

NAQCC chapters located in the United States are welcome to use the NAQCC Club call, N3AQC for their special operations. Please contact call sign trustee Paul, N8XMS, to schedule the use of N3AQC.

Chapter Reports Begin On The Next Page

CENTRAL TEXAS CHAPTER



Items in this section are from Central Texas Chapter President Danny, N5DRG, unless otherwise credited. Questions and comments should be directed to him.

The chapter is located in the Austin, TX area.

Greetings,

The Central Texas Chapter has had a fairly uneventful month of activities, unlike last months due to the weather not being conducive for outside events.

The Austin area has received over 14 inches of rain this month, and in some of the other areas in and around Austin even more. Thunderstorms, and Lightening do not make good parameters for putting up wires and such. We have not had a weekend this past month to where it has not had this type of weather conditions during some point.

The Chapter did have one of its members go the the Hamvention in Dayton, Ohio, and two members place in the N.A.Q.C.C. Sprint, that's three members place in the top three of the Sprint of the the W5 Division in the last two months. WB5BEK, KA5TJS, and N5DRG.

The chapter is seeing growth, by adding a new member last month WA5WD Doug # 7782, and newest member Steve KF5OYI #7682, which brings the Chapters total membership to 14. Not Bad, Not Bad at all....

Upcoming events:

Ham-Com in Irving Texas, The West Gulf Division of the A.R.R.L. Ham Fest

<http://www.hamcom.org/> June 12th & 13th

Hope to meet up with East Texas QRS Net Control Station manager Allen KA5TJS # 4512 and his XYL. (Allen's words, not mine) Hi Hi

Field Day 2015 June 27th & 28th

The Chapter will be part of the Ham-Buds Amateur Radio Club Annual Field Day event held @ The Williamson County Regional Park, I believe this will mark The Clubs 12th year at this facility.

<http://parks.wilco.org/Home/Parks/SouthwestWilliamsonCountyRegionalPark/tabid/1576/>

[Default.aspxrral](#)

Call Sign:KK5E

Class: 2A

Section: STX

Chapter Members in attendance will be Larry WB5BEK #7534, Lester WD4IFU #7676, John KN5L #4831, Russ KK5E #7540, Kenny K5KGK # 5615

Other Chapter Members will also be helping out the Chaparral Amateur Radio Clubs Field Day in Seguin, TX @ The Irma Lewis Outdoor Learning Center

<http://www.seguinolc.org/About.aspx>

Call Sign: WA5GC

Class: 2A

Section: STX

Chapter Members in attendance there will be, Max KD5SFK # 7536, Steve KF5OYI # 7682, and myself

Danny N5DRG # 5861.

Will post photos next month, of both Field Day sites.

Please send me an email to the email address below if you plan on working Field Day, so we can be looking for your call.

Gud Luck & Gud DX

Stay Calm
&
QRP On

Danny
N5DRG
n5drg@naqcc-centraltexas.net

N.A.Q.C.C. Central Texas Website: <http://naqcc-centraltexas.net/index.html>



5/26/2015

Cedar Park, TX - Google Maps



<https://www.google.com/maps/place/Cedar+Park,+TX/@30.5569366,-97.7590696,1079m/data=!3m1!1e3!4m2!3m1!1s0x865b2d17be7d99d5:0x763da186bf1539ff6m1!1e1>

1/1

NAQCC EUROPEAN CHAPTER




Items in this section are from European Chapter President Matt, MW0MIE, unless otherwise credited. Questions and comments should be directed to him. The European Chapter website is at <http://www.naqcc-eu.org/>.

The European Chapter has its own monthly challenges to compensate for the Atlantic Ocean. However all are welcome to participate, not just members in EU, and we regularly receive challenge logs from North American participants. Please see the chapter web pages for dates and details.

No report available.

NAQCC FLORIDA CHAPTER



Items in this section are from the Florida Chapter unless otherwise credited. Questions or comments should go to Steve, WB4OMM.

On Friday, May 22nd, 2015, the Florida Chapter of NAQCC returned to the local park system for our monthly adventure. We held our latest “Operation in the Park” event returning to one of our favorite locations, Reed Canal Park, in South Daytona, FL.

Reed Canal Park is a 35-acre natural area including a small lake; we access a pavilion area on Nova Road.

The park features shell walking trails in the nature area, picnic facilities and restrooms, multipurpose field for flag football/soccer, a barrier free playground, Frisbee golf course, lighted concrete paths around the lake and picnic facilities for large and small groups. The lake is used for the model sailboat club, area fishermen, and hosts the Enchanted Forest Program, an alternative to scary Halloween activities. This park, like many of the others we have visited, has a covered pavilion, picnic tables, BBQ grills, restrooms, water fountains and easily accessible adjacent parking. On our arrival, we had the entire park and the pavilion to ourselves; only a few folks jogging/walking, or walking dogs were present. Today we arrived to our site with bright blue skies and a temp of 76 degrees with 50% humidity, accompanied by a light, cool breeze. It was very comfortable for us to operate. The weather was “Chamber of Commerce” stuff and absolutely beautiful!

The signals were not good today on any of the bands we used. 20M was nice and quiet, but 30M had some noise. 40M was again, horrible (few weak signals and lotsa noise) just like last month. No joy there!



Steve WB4OMM #5913 brought his ol' reliable Elecraft KX-3 with Vibroplex Code Warrior Jr paddle, running 5W out to a 20M or 40M Hamstick on a ground mounted tripod. Steve worked 3 members in 3 different states; N1ZX in FL; N4SX in GA; and regular Karen W4KRN in VA; also had a QSO with W4FGO in FL, for a total of 4 Qs; 3 on 40M and 1 on 20M.



Art WB4MKN #5274 used his Elecraft KX1 running 3W, a Dirt Cheap paddle, 2.2 amp LIPO power supply, AND A Magnetic Loop 6 feet above ground on 20M. Art made 5 QSOs in 4 different states – WN0WWY in KS; W4KRN in VA; KI4IO in VA; NN9K in IL; and W5KCM in TX.



Darryl AB8GU #6913 NAQCC-FL Official cheerleader and all around “supervisor” spotted us on the internet, helped with antennas, transport, and kept us informed on each other’s progress.



Wally KG4LAL #6278 brought his Yaesu FT-817 running 5W out to a wire dipole up about 25’ in a tree. Wally spent most of his time troubleshooting his auto-tuner that was “misbehaving”. After much figuring, gnashing of teeth, and sighing, he found his patch cable from the radio to tuner was shorted. Voila! Fixed!



Rick AA4W #1628 brought his Elecraft K-1. Running 3W, he fed a 53’ wire and worked 15M; he worked stations in France, Ecuador, Italy, and Sweden. Great DX for QRP!



Art’s Homebrew Magnetic Loop.

We quit around noon and enjoyed lunch at an Italian Restaurant in a plaza that adjoins the park. As usual the discussion revolved around great ham radio adventures and all of the great facets of our noble hobby. While the band conditions weren't quite "great", the weather was great, the location was great, the food was great....and the friendship was great! A GREAT day!

Many thanks to those who listened for us and helped make this another successful NAQCC-FL event!

NEXT MONTH: WE WILL NOT HAVE A JUNE EVENT AS THE ARRL FIELD DAY IS THE SAME WEEKEND OF OUR REGULARLY SCHEDULED OPERATION

AS IT IS OVERBEARINGLY HOT IN JULY AND AUGUST, WE WILL BE LOOKING FOR AN "ENVIRONMENTALLY CONDITIONED" (COOL) LOCATION – WE MAY EVEN HAVE AN EVENING SESSION! PLEASE LOOK ON OUR WEB PAGE FOR MORE INFORMATION

<http://wb4omm.com/naqcc-fl-chapter/>

Look for our announcement!

72/73 to all –

Steve WB4OMM, #5913

NAQCCFL@yahoo.com

NAQCC ILLOWA CHAPTER



Items in this section are from the Illowa Chapter unless otherwise credited. Questions or comments should go to Bob, W9PZ.

The Illowa Chapter operates in the “Quad Cities” area of Davenport, IA / Moline, IL.



On May 29th 2015, the Illowa Chapter of the NAQCC held its May field event. The location was Phipps Prairie Park in Silvis, IL. There were two operators: Bob – W9PZ on 30 meters using his KX1 and homebrew Buddistick designed by W3FF, and Pete – NN9K on 20 meters using his KX3 and Buddipole at 18 feet.



Bob, W9PZ



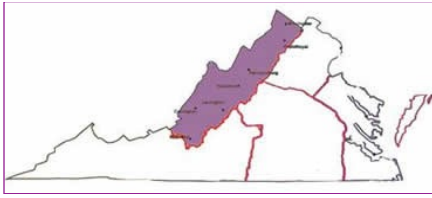
Pete, NN9K

Our event started at noon as designed but it rained all morning with the sun coming out only 20 minutes before noon. This allowed us to scramble and erect our equipment. We spotted ourselves on www.qrpspots.com and sat down for some action. Over the next 75 minutes, Pete had the most contacts with 9 on 20 meters while Bob had only 2 on 30 meters. There were reports of QSB on both bands.

Many thanks to the hams who called us: WS1K/QRP in MA; W4ONC in VA; WA2JSG in NJ; N1QLL in ME; AF5U in TX; WB4M/QRP in NC; VE1BA/QRP in NS; W4KRN/M in VA; KG6MC in SC; WB5UAA in TX; and KU4GW in NC.

The event was a fun one and we plan on more events in the future. It was noted that we could have most likely had a third station with no interference.

NAQCC SHENANDOAH VALLEY CHAPTER



Items in this section are from the Shenandoah Valley Chapter unless otherwise credited. Questions or comments should go to Russ, K3NLT.

We have had lots of thunderstorm activity this spring, and that has curtailed evening CW net activity on 80 meters. Also due to extracurricular activities we have not had any meetings otherwise.

This reporter was pleased to be invited to the retirement "Roast" for Howard, K4LXY, recently. The university is establishing an endowed chair in honor of Howard's many years instructing in Restorative Justice. He has written quite a few books and has been involved worldwide helping to resolve international issues.

Several others are involved in educational activities, and with the closing of another school year have been "extra" busy.

Field Day is soon upon us, and our local ham club will be putting forth an effort that some of us will be involved in instead of going out for a QRP only effort. I will have only Saturday available, but plan to set up some where for a solo effort again. If I'm on the mountain, I will count as a two state contact, VA/WVA. I hope to see you then, Russ, K3NLT #2906

NAQCC WEST VIRGINIA CHAPTER



Items in this section are from the West Virginia Chapter unless otherwise credited. The chapter's web site is at <https://plus.google.com/102627005227155262259?hl=en&partnerid=gplp0>. Questions or comments should go to John, N8ZYA.



It was early morning when Eric (AC8LJ) picked me up at my home. Our annual trip to the [Dayton Hamvention](#) began just as the paperboy flung the morning paper onto the porch. I looked at my watch and it said 5:30 am.

I pitched my daypack and my small [Ukulele](#) into the back seat of the Ford. I brought coffee and Eric had his thermos at arm's reach as we sped onto the Interstate for the three hour drive to the HARA Arena. I wanted desperately to attend the forum on QRP scheduled to start at 9:15 am.

We knew that six hours on the road (there and back) needed a diversion to pass the time. My intention was to bore Eric with a few tunes from my newest stringed instrument. Although I've played guitar for many years, that instrument isn't small enough to play while speeding down a busy Interstate highway. My solution was the smaller Ukulele now in the back seat.

Eric earned his PHD in Anthropology and lived with the Kiowa Indians in Oklahoma many years ago. I enjoy reading his books and I knew he was knowledgeable about the Kiowa language, but didn't realize he could sing their songs. The trip from Charleston to Dayton was amusing as I played and sang different songs and Eric responded with a similar version in the Native Kiowa language.

Neither of us plans to quit our day job, but music is such a "universal language". It touches the heart of all people. I feel the same about Morse code.

The QRP forum was interesting and it was good to see our club logo among several other QRP groups displayed on their power point screen.



I prefer the logo at the top left corner of this picture. However, we're all on the same ship, so to speak, and it was encouraging to see a whole room full of QRP operators. The forum, moderated by Ken Evans (W4DU) and Craig Behrens (NM4T), was the best I've ever seen. I've been using QRP for 25 years and still have the same enthusiasm for low power portable radio as the day I started the hobby.

All the usual exhibitors were at this year's Dayton Hamvention. I found ['Flex Radio'](#) very interesting and there's a new version of the [Elecraft](#) (K3S) with enhanced features on the market now.

Podcasts are a big thing these days and among a host of others, I enjoy "[QSO Radio](#)" by Ted Randall. His logo with the warm glow of a back lit analog radio dial makes me want to grab one of those old tube type receivers out in the flea market to take home.



My only purchase this year was an inexpensive logging program. I bought the \$10.00 version of the [MicroLog by WA0H](#) , primarily because of its ability to download and transfer ADI files from the QRZ.com online logbook. I transferred nearly 2,000 old entries into the Micro Log in only a few minutes. It works flawlessly. In my humble opinion, this is simplicity at its very best.

I also had a very enjoyable conversation with the folks from the [West Virginia DX Association](#) who were set up in the flea market near the main door.

That's about it for the West Virginia Chapter this month.

Our club member Steve Ashcraft (KC4URI) is still recovering from surgery but hopes to be out of the hospital (after more than a month) in a few more weeks. I stop in to see him when I'm biking in Charleston. He is in the St Francis Hospital now. He is in good spirits and looking forward to sitting around a campfire again.

I had a fun Memorial Day weekend with my son, my grandson, and his family. We spent the night camping at an old lodge not far from Charleston. That's me on the far left strumming the Uke.



The only thing better than sitting around a nighttime campfire singing songs, is having a QRP rig with me and talking to other hams on the air in the CW mode.

Happy Trails

John Smithson N8ZYA

Manager of the WV Chapter of the NAQCC Club

NAQCC WESTERN PENNSYLVANIA CHAPTER



Items in this section are from the Western Pennsylvania Chapter unless otherwise credited. Questions or comments should go to John, K3WWP.

The WPA Chapter will again be doing Field Day using the club call of N3AQC. However this year it will be from a different location since Tom WY3H is now living down in Georgia. His QTH worked great a couple years ago. Then last year we operated from K3WWP's front porch. This year it will be from Chicora, PA at a home belonging to Tom WB3FAE. There is a very spacious lot around the home and the elevation there is better than our previous locations. This one is more of a hilltop location compared to our previous valley locations. Also we should be able to put in more hours this year due to various circumstances. The ops will be Tom WB3FAE, Mike KC2EGL, John K3WWP, and possibly Don K3RLL.

We went to the location on May 17 to size things up and make some plans for our setup. Mike took some pictures which you can see here.



This is Tom and John setting up a pole to mount John's jumper dipole in an inverted V configuration. That worked out very well, and we actually re-located it a bit later and made some QSOs with it. More about that in a bit.



This is Tom showing us how he reeled in that big fish..... uh no, actually that's Tom tossing a line up into one of his trees to raise another antenna when FD comes - Mike's jumper dipole.



This is John backing off to check the angle of his jumper dipole on the mast as Tom watches.

After we did our planning we hurriedly set up John's KX3 and laptop to make some QSOs while we had a hole in the weather. Unfortunately the hole didn't last long and John only made four QSOs with the last one ending with Mike bending over the KX3 to keep it dry and Tom holding some cardboard over the laptop likewise. After that we just closed up shop for the day since we were satisfied we had a good idea now of what we would be doing on field day.

Mike and John also got together on May 27 after a SkyWarn meeting. Of course we had the obligatory pizza, failed in our efforts to mend a bubble wand, then enjoyed listening to some music on a set of Heil headphones Mike gave to me.

We will be setting up a NAQCC table at the Butler Breezeshooters hamfest on June 7. As we did the previous couple years, we'll do some operating with a KX3 and jumper dipole. We worked DX the past couple years and hopefully will do so again this year. We may also try some CQs around 7041 and 14061 if you read this in time and want to try to work us. Unfortunately we can't give any specific times because it gets quite hectic at the hamfest table. We will try to be there from at least 9 AM till things wind down, usually around 1-2 PM. We'll use the club call of N3AQC. We'll send out a notice on the email list later in the week as a reminder.



MEMBER SUBMISSIONS



This section is a forum for you to tell other members what you've been up to on the ham bands or to submit a short article dealing with some aspects of CW and QRP operation or equipment. Just about anything that would be of interest to our members would be welcomed. Send you items to our News Editor Paul, KD2MX.

DISCLAIMER: Any views expressed in this section are those of the submitting member and may or may not be those of the NAQCC or its officers.

From Merlin, KD0V, #2002 —

*KD0V won the random prize drawing for the participants in the April NAQCC challenge. He chose a set of paddle finger pieces made by WB8LZG and split them up for use on two different bugs. Very nice!-
Editor*



From Rick, W2JAZ, #7593 —

The only way I can describe my recent experience participating in the NAQCC May Challenge is nostalgic. I felt like it was 1965 again! The only difference is that today's home brewed gear is more stable and there is no glow and warmth from tubes...hi hi! I only recently joined the NAQCC group (serial #7593) and have been having a ball with low power, participating in the various Sprints since this past December and even winning a few honors in the W2 section.

The QRP bug bit me a few months earlier when I had a nostalgic moment and wanted to reconstruct the Scrounger, a 2-tube transmitter I had built on a cake pan chassis in 1965 after getting my Novice class license. The article appeared in the September 1964 issue of *Electronics Illustrated* magazine. It took some real detective work to find a copy of this article and then of course "scrounging" the parts became another challenge. Believe it or not I found some of the original components, scrounged no doubt from TVs I had carefully disassembled and I used in the first Scrounger built with a high school friend. That first Scrounger actually worked the first time I plugged it in. "Son of Scrounger" was not quite as robust as the output I had out of the original prototype, no doubt because of a weaker power transformer used in the modern version.



This experience rebuilding the Scrounger rekindled my interest in QRP and home built gear, though I used a KX3 on my initial entries in Sprints and Challenges. The May Challenge, requiring at least one piece of home brew gear, was exactly what I needed to put a recent club project to the test. Mario Dianora, N2AK, designed and kitted a complete QRP station over the course of a two-year period. The kit was produced for the South Jersey Radio Association, the oldest regularly meeting amateur radio club in North America and soon to celebrate its 100th anniversary in 2016. I'll share more about our clubs plans in that regard in the future. About 20 club members purchased Mario's receiver as a first project, which he followed with a 5-watt, 40 meter companion transmitter and a separate frequency counter so we would know where we were. The receiver covers the entire 40 meter CW portion of the band, but the transmitter covers only a few megahertz. I decided to use this station for the first time during the May NAQCC Challenge. The result was 20 logged QSOs from May 6-25 operating only eight days for an hour or so each day. I logged 9 states, Canada and the Chek Republic! Quite a thrilling experience and now I remember how I got hooked on Ham radio in 1965 and earned the WN3EIQ novice call sign.

I asked Mario, N2AK, to briefly describe the RX and TX designs. What follows are his descriptions:

The SJRA receiver kit is a single conversion superhetrodyne solid state unit that is designed to cover the cw portion of the 40 meter band. It uses a discrete transistor mixer with a varactor-tuned FET injection oscillator. The mixer IF output is fed to a simple 4 MHz crystal filter IF amplifier followed by an SA602 product detector. Audio amplification is provided by an LM358 amplifier for driving headphones.

The matching transmitter kit employs a VXO crystal oscillator, transistor buffer and a high-current driver for exciting a class E MOSFET power amplifier. Keying is by accomplished by producing timing signals that permit the VFO to turn on before the final as well as providing a muted audio output for the receiver. The class E final runs near 90% efficiency allowing the DC current to be about 600ma for a 4W RF output, a great feature for battery operation. The VXO is tuned by a varactor diode, controlled by a front panel pot.

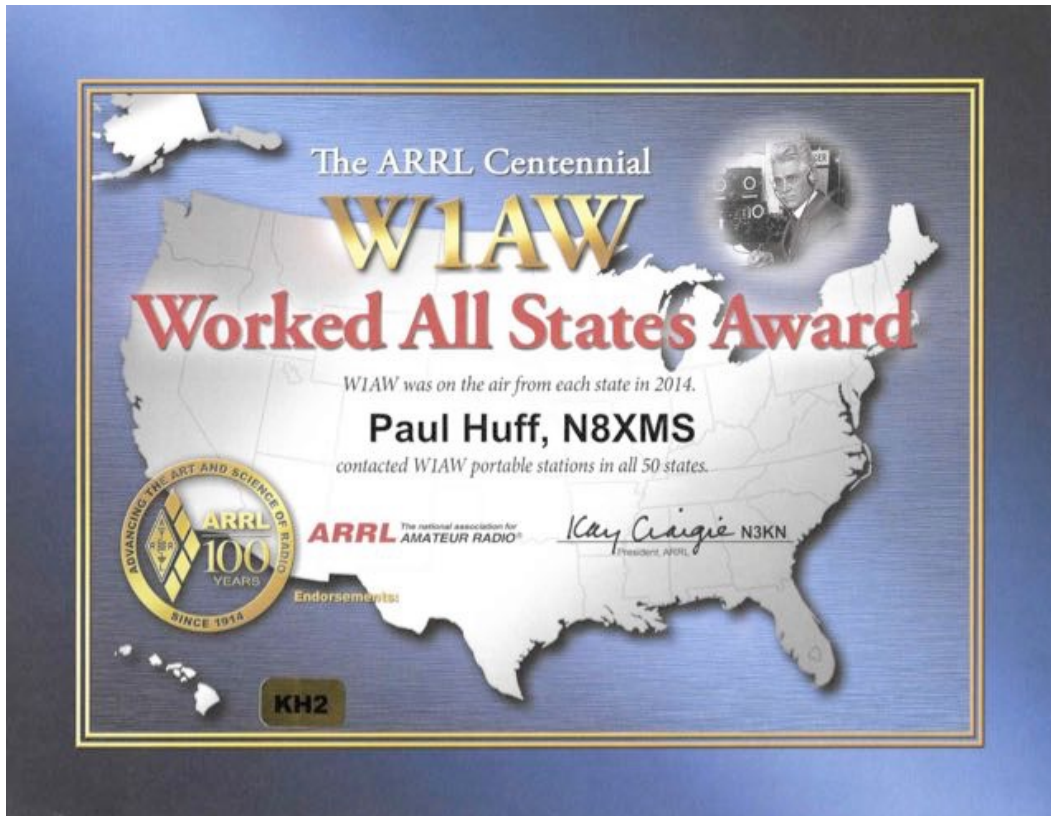
Thanks Mario for rekindling my interest in home brewing! Now I'm excited about the next NAQCC Challenge!! I love this little station and am ready to build the next QRP project.



Rick Lawn, W2JAZ

From Paul, N8XMS, #0675 —

Here is a scan of the certificate that I received from the ARRL for working W1AW (with QRP CW) in all 50 states plus an endorsement for Guam. The Centennial QSO party last year was a fun activity to participate in.



From John, K3WWP, #0002 —

May was a very warm month here - about 7 degrees above normal. That meant a lot of outdoor activity after the long cold winter. Hence not all that much ham radio. I did continue my DX streak through the month and it now stands at 823 consecutive days as of June 1.

One NAQCC challenge was easy, one a bit more difficult (due to limited air time). I mastered the homebrew challenge in the first two hours of May. It took until May 24 to master the European Chapter challenge. Probably both June challenges will be slow to master as it is just too nice to stay indoors away from my fishing, gardening, and walking.

In addition to all the great DX QSOs in May, I got a thrill out of working K7UGA. Perhaps you know that was the call held by Barry Goldwater who was (and is) one of my political heroes. It was activated in his memory by a club in his home state of Arizona over the Memorial Day weekend. I never worked Barry, but if memory serves I did hear him once using K7UGA or perhaps his other call of K3UIG.

The month closed with a venture into the CQ WPX contest. I just love those big contests with plentiful stations to work and good high speed CW. This one is especially fun because it involves a serial number so you have to really copy something at those high speeds instead of just a CQ Zone, Power (mostly KW in the big contests), or some other easily figured out info without actually having to copy it.

Conditions weren't all that great with 20 meters being the only really hot band. It was fun in the evenings when 20 was really on fire. I love going up and down the bands and working everyone I hear with just a single call or at the most 2 or 3 calls. That happened both Friday and Saturday evening. At other times conditions were poorer and I had to give a lot of repeats to the stations I worked. I hate to do that and slow them down, so I generally quit if that happens too much, and try again later. I probably put in about 5-6 hours and made 151 QSOs. I missed my contest WAC as I never worked nor even heard Oceania which is unusual as there are usually several KH6 stations active in the big contests and with my pipeline to Hawaii, they are easy QSOs. I worked only 46 countries, but did pick up some new prefixes to add to my total of 8,025. Bottom line, I had a ton of fun. Now looking forward to FD, IARU, NA QSO Party, etc. Oh, I always treat the WPX contest as strictly a DX contest and don't work any W/VE stations (although I could) unless I hear a rare W/VE prefix I might need.



NAQCC CLUB INFORMATION

STATEMENT OF PURPOSE

By Founding President Tom Mitchell, WY3H

We realize that QRP and CW operation do not appeal to everyone. We have no "axe to grind" with the QRO (high power) fraternity. We recognize that there are times when QRO operation is invaluable. During disasters such as floods, hurricanes, tornadoes, earthquakes or terrorist attacks, radio amateurs provide vital, life-saving communications for which QRO operation is often necessary. QRO operators also provide an invaluable public service in health and welfare traffic and routine traffic handling.

Amateur radio has something for everyone, including SSB, other forms of digital communication and AM and FM operation. However, for a small but dedicated group, QRP (and QRPp) CW operation provides the greatest challenge and thrill amateur radio has to offer.

Each month the club will host a different challenge such as the GAW (Get Acquainted Week) or the Turkey challenge (making words relating to Thanksgiving from letters in call signs of stations worked). Also we will have a 2 hour sprint each month alternating between Tuesday and Wednesday evenings with a bonus multiplier for using a straight key.

In addition to QRP CW operation, the club encourages (but does not limit operators to) the use of simple wire antennas. The club offers free membership to any licensed radio amateur (or shortwave listener) anywhere in the world who is willing to use and promote QRP (or QRPp) CW for at least part of their operating time.

We don't have all the answers, but we are willing to answer questions concerning QRP and CW operation from newcomers to the hobby and veteran amateurs alike. Let's put the thrill back into amateur radio and work together to encourage everyone to just give it a try.

We welcome all who share our view to join us and become part of an elite amateur radio fraternity.

The North American QRP CW Club was founded in 2004 by WY3H and K3WWP and now has more than 7000 members throughout the world. Membership is free and anyone interested in CW/QRP operating is welcome. Complete information about the NAQCC, including a membership application, activities schedule, and useful resources, can be found on our website at <http://www.naqcc.info/>. Inquires can also be sent to

Club President Paul Huff, N8XMS
9928 Eckles
Livonia, MI 48150
USA



Additional contact information can be found on the next page.

NAQCC CONTACTS		
NAQCC President Newsletter Editor	Paul - N8XMS	paul142857@gmail.com
NAQCC Vice President West Virginia Chapter	John - N8ZYA	jspiker58@gmail.com
European Chapter	Matt - MW0MIE	matt@naqcc-eu.org
Florida Chapter	Steve - WB4OMM	wb4omm@arrl.org
Shenandoah Valley Chapter	Russ - K3NLT	k3nlt@comcast.net
Western Pennsylvania Chapter	John - K3WWP	naqcc33@windstream.net
Central Texas Chapter	Danny - N5DRG	n5drg@naqcc-centraltexas.net
Illowa Chapter	Bob - W9PZ	rcltitanum@gmail.com
Help For Beginners	Brion - VE3FUJ	ve3fuj@wightman.ca
Member Submissions Member Spotlight	Paul - KD2MX	kd2mx@arrl.net
NAQCC CW Nets	Scotty - NU0S	nu0s@hotmail.com