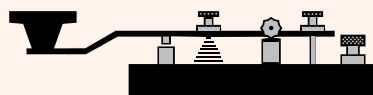


NAQCC NEWS

ISSUE 310 • APRIL 2024



KEY CLICKS

• **IN THIS ISSUE**

The Prez Sez... we have expenses, and an annual meeting; Rich KC3MIO has his eye on this year's 20th Anniversary; A crazy month for QSO Parties with 15 coming up; Brent WT4U took his lap shack up a mountain and broke some things; A bulletproof Letter Challenge; Observations on vertical antennas and lessons learned from Gregg W8GG; A WFL Chapter outing at Eagle Point Park; Sprint results; Soapboxes; Nets; and more.

• **QRP TO THE FIELD - APRIL 20**

QRPTTF is an annual operating event to encourage QRPers to get on the air from their house, their backyard "Outback," or "in the field," and of course, make QSOs and have fun whether inside or out. QRPTTF encourages participation by QRP hams of all skill levels. CW speeds are usually in the 13-20 wpm range. Rules and details at: <https://www.zianet.com/qrp/qrpttf/pg.html>

• **WANNA HELP MAKE A NEWSLETTER?**

Your monthly news is cobbled together using Scribus and various other open-source tools on Linux. If you know how do do any of that—or want to learn—I could sure use the help. brentWT4U@naqcc.radio

• **YOUR NEWSLETTER SUBMISSIONS NEEDED**

Please take a few minutes to tell us about your latest excursion, that thing you built, your favorite rig, or something funny. As long as it relates to QRP CW. Send it to Paul KD2MX: kd2mx@arrl.net

• **UPDATE YOUR MEMBER INFO**

Any time you change your QTH, email, or callsign, you can update your member info with a simple on-line form. First, check your information at <http://naqcc.info/memberlist.php> to make sure the rest of the fields are correct and then fill out the member update form here: http://naqcc.info/member_updates.html

IN THIS ISSUE

Key Clicks	1
Prez Sez	2
20 th Anniversary	3
QSO Party Challenge	4
Ridgetop Portable Adventure	7
Letter Challenge	10
Polls	13
Awards	14
Observations on Vertical Aerials	15
Sprints	20
Nets	23
Chapters	25
Sponsors	29
About The NAQCC	30
Contacts	31

THE PREZ SEZ...

No DUES!!

The NAQCC, since its inception, has been a dues free organization and we are likely to continue as such but that does not mean that we are expense free, we are not.

Our expenses include legal and banking fees, shipping and postage, website costs and prize costs. The approximate yearly expense total is around \$1,500. We have taken steps to eliminate the banking fees by maintaining the minimum amount in our account (thanks to donations). As of today we have \$276 to meet our prize needs for the 20th Anniversary Sprint in October. That will not go very far, so planning is at a standstill.

The advertisers on our website and in this newsletter below, have paid in prize material donations of at least \$50 each for last year, please mention the NAQCC and thank them for their support the next time you buy from them.

I again ask YOU for your donation to your club for your benefit. The amount does not have to be large \$5-10 or more would be great. Most folks with a checking account can have their bank send a check postage free, no cost to you or NAQCC.

Please mail your check payable to:

North American QRP CW Club, Inc
35 Heather Circle
Cave Spring, GA 30124

APRIL MONTHLY SPRINT #234

Tues Apr 09 8:30-10:30P EDT which also is:
Wed Apr 10 0030-0230Z

SPRINT BANDS – Frequencies

80m 3555 – 3565 kHz

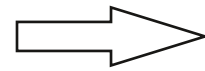
(Be courteous to FISTS operating on 3558 kHz)

40m – 7030-7045 kHz

20m – 14059-14065 kHz

20TH ANNIVERSARY GOAL

No change this month



THE NAQCC APRIL MONTHLY CHALLENGE

The AI's Cadillacs Challenge. 90 characters this month, so get to it!

ANNUAL MEETING

Board of Directors Annual Meeting and election of officers is scheduled for April 20th via ZOOM.

If you have any items that you would like the board to address please contact me

If you are interested in becoming a member of the board the 2024 Nomination Committee needs to hear from you. Please contact either Dennis Shoaf at W4DWS@arrl.net or John Leahy: JLEAHY00@YAHOO.COM

KEEP IN TOUCH

NAQCC has the MailMan email system which is mostly one way and does not offer links, photos or graphics.

We also have a groups.io account. You can subscribe here: NAQCC+subscribe@groups.io. The advantage is the ability to post, save files and so on and it allows links as needed.

Facebook, managed by Jeffery Gray #8095, has a good following. Look up [NAQCC on Facebook](#) and join in.

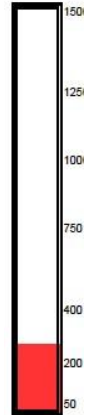
Until next time,

72/73!

John KK4ITX #7249

NAQCC President

A little bit of QRP on a wire goes a long way!



LOOKING FORWARD TO THIS YEAR'S 20TH ANNIVERSARY

BY RICH KC3MIO #9942

The 2023 anniversary celebration is more than four months in the past. After reporting the results, I had some ideas and questions about how we might make some changes in 2024. But a few things put that on the back burner: the holidays starting with Thanksgiving into Christmas and New Year's. Finally, I decided to get surgery for a bum right shoulder. Testing, consultations and finally surgery on January 30. After a month of rehab, I am out of a sling and learned how to create a document using voice dictation.

I had three main goals in writing a follow up article:

- Make some suggestions about ways we can improve the anniversary
- Solicit ideas from the NAQCC membership
- Find another member who can partner with me in running this year's anniversary and take over it in 2025.

MORE QSOS

Although many of our members who put out the N3A call sign enjoyed the anniversary, a common complaint was that not many QSOS were made for the time expended. I calculated the number of QSOS per hour to be about three. How can we make our efforts more productive? I had several ideas. For one, we may wish to organize our efforts so that our operations are more concentrated. For example, we may be able to designate certain times or bands, when

most of our N3A ops will be active and we could make use of the higher bands, as we approach the solar maximum and optimum band conditions. We could make the anniversary a whole month event and conduct mini sprints throughout the month.

GET THE WORD OUT

I would like to make the anniversary more well-known; find more channels for publicity. We have over 11,000 members, and we should be able to put quite a few CQ calls out during the month. We might consider using some call sign other than N3A/, which I found was confusing for some ops to copy.

YOUR IDEAS

I'm sure there our members have good ideas to add to these. Consequently, I am asking for your suggestions, and your opinion of my ideas.

This coming anniversary, which will be the club's 20th, will be my third go round. Each year, I learn more, make some new mistakes, and make some adjustments. If you would be willing to work with me for 2024 with a potential for taking it over in 2025, please let me know. I can be reached at Rberger5@ptd.net. I'm looking forward to hearing from our membership.

P.S. For a month after surgery, I practiced sending with my left hand. It was tough on a straight key, but I could do much better with a paddle. It is nice to be back with my right hand.



NAQCC STATE QSO PARTY CHALLENGE

BY DON VE3DQN

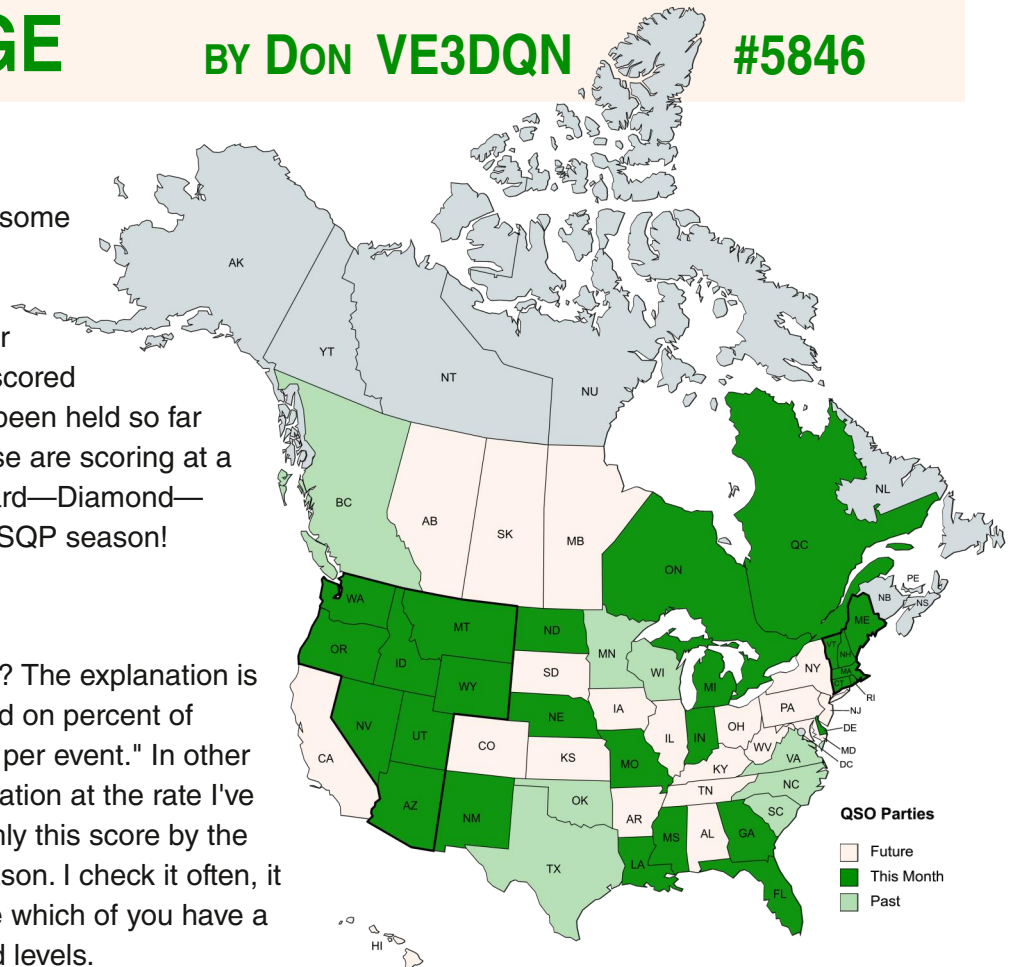
#5846

HIGH SCORES

The month of March turned in some terrific scores in the SQP Challenge. Looking at the scoreboard I note that 11 of our 29 NAQCC participants have scored in all 9 of the SQPs that have been held so far this year. And that most of these are scoring at a pace that puts the highest award—Diamond—within reach by the end of the SQP season!

THE "PACE" COLUMN

Do you pay attention to "Pace"? The explanation is clear enough: "projection based on percent of events worked and # of QSOs per event." In other words, if I continue my participation at the rate I've done so far, I can expect roughly this score by the end of the SQP Challenge season. I check it often, it gives me motivation. I also see which of you have a great shot at the highest award levels.



LEADERBOARD

See the full list at http://naqcc.info/qsoparties_scores.html

Member	Mult	QSOs	Score	Award	Pace
Will NQ2W, #4839	9	358	3,222	Bronze	87,869
Steve NI8W, #11335	9	349	3,141	Bronze	85,660
Chris KU4A, #1960	9	339	3,051	Bronze	83,206
Brent WT4U, #9019	9	263	2,367	Bronze	64,552
Mike W7LG, #10391	9	259	2,331	Bronze	63,570
Bob N2EIM, #10373	9	206	1,854	Bronze	50,562
Ron VE3SIF, #10033	9	198	1,782	Bronze	48,598
Chris WB9G, #6311	9	148	1,332	Bronze	36,326
Ernie N2DGQ, #11090	7	179	1,253	Bronze	34,171
Rick KYOQ, #9647	7	158	1,106	Bronze	30,162
Marty N9SE, #7425	7	123	861	Bronze	23,481
Kevin NN3E, #9851	8	103	824	Bronze	22,472
Anthony K8ZT, #412	9	88	792	Bronze	21,599
Kevin KE3V, #855	7	113	791	Bronze	21,572
Ray WB0SMZ, #3889	9	84	756	Bronze	20,617
Don VE3DQN, #5846	8	84	672	Bronze	18,327

THE POWER OF THE MULTIPLIER

Keep in mind that making the minimum 2 QSOs in a party makes that party a multiplier in calculating your score. If I have little time for operating in an SQP weekend, I'll make sure that I capture at least 2 stations. As the season advances you see your score beginning to leapfrog.

A BIG APRIL, NO FOOLIN'

Speaking of multipliers, there are 15 to grab between now and the May Newsletter. 15 times your

(continues page 6)

Upcoming QSO Parties					
State	Times	IN	Out	Freqs	Links
Louisiana	Apr 06 1400Z to Apr 07 0200Z	RST Parish	RST ST	up 40	rules
Mississippi	Apr 06 1400Z to Apr 07 0200Z	RST County	RST ST	-	rules
Missouri	Apr 06 1400Z to Apr 07 0400Z and Apr 07 1400Z to Apr 07 2000Z	RST County	RST ST	up 40	rules
New Mexico	Apr 13 1400Z to Apr 14 0200Z	RST County	RST ST	1820, 3550, 7045, 14050, 21050, 28050 kHz, 50.095	rules
North Dakota	Apr 13 1800Z to Apr 14 1800Z	RST County	RST ST	1.850, 3.550, 3705, 7.050, 14.050, 21.050, 28.050	rules
Georgia	Apr 13 1800Z to Apr 14 0359Z and Apr 14 1400Z to Apr 14 2359Z	RST County	RST ST	1.815, 3.545, 7.045, 14.045, 21.045, 28.045, 50.095	rules
Nebraska	Apr 20 1100Z to Apr 22 0059Z	County	ST	1.805 and up 35	rules
Ontario	Apr 20 1800Z to Apr 21 0500Z and Apr 21 1200Z to Apr 21 1800Z	RST County	RST ST	up 30	rules
Michigan	Apr 20 1600Z to Apr 21 0400Z	RST County	RST ST	up 45	rules
Quebec	Apr 21 1200Z to Apr 21 2200Z	RST County	RST ST	up 30	rules
Florida	Apr 27 1600Z to Apr 28 0159Z and Apr 28 1200Z to Apr 28 2159Z	RST County	RST ST	7.020-7.045, 14.025-14.055, 21.030-21.050, 28.030-28.050	rules
7th Call Area	May 04 1300Z to May 05 0700Z	RST ST/County	RST ST	40 up, except 1815, 7025-7035	rules
Indiana	May 04 1500Z to May 05 0300Z	RST County	RST ST	1.805 & 30 up, 35-40 up mobiles-only	rules
New England	May 04 2000Z to May 05 0500Z and May 05 1300Z to May 06 2400Z	RST County	RST ST	3540 7035 14040 21040 28040	rules
Delaware	May 04 1700Z to May 05 2359Z	RST County	RST ST	1825 & 50 up	rules

QSO count counts huge! And 3 of those parties are in the top 5 for overall participation: FL, 7th

Call Area, and New England. April is our chance to score big!

QSO PARTY SOAPBOX SAMPLER

Stan K3PW #9637 This was a tough weekend for me. Storms rolled through on Saturday with some lightning close by for a while so that was lost time. Also, ID gave me a lot of problems. All of the ID stations I heard on my vertical were just above the noise and most with pileups. I did outlast pileups a couple of times to make the required two contacts. One thing for sure is that hunting for contacts at QRP power levels is teaching me patience. It also makes the victories pretty sweet!

Will NQ2W #4839 OKQP - Like most QPs I was in and out of the shack when I had a few minutes. Lots of OK participants. The mobiles did a great job!

Steve NI8W #11335 Conditions on 20m were challenging here, which made ID especially difficult. 10m was much better and provided most of my ID QSOs. OK was about the same as last year, but my WI count was way down. Fortunately 40m to WI picked up in the late afternoon. There seemed to be more big pileups than usual, and patience was definitely a virtue.

Don VE3DQN #5846 It was "casual" operating for me this weekend. But the thrill was working ID--3000 km from my QTH--on three bands, 15, 20, and 40. The magic of working stations at that distance at QRP power to a low dipole never ceases to amaze and thrill me.

Will NQ2W #4839 VAQP - Not a lot of time during the second day. I liked the later op time Saturday evening local time for 80m QSOs. Mobiles did a great job copying my station. Serial numbers added some challenge to the exchange. 73, Will

Chris KU4A #1960 Managed to double my QSO count from last year. But it took a lot of BIC (butt in chair) time, and I had to give up a couple hockey games to do it. Anything for science!

Brent WT4U #9019 I considered running up to VA for this one, but it's a long drive and I had too much going on. Beat last year's 52 by 2. If they'd have kept it going another hour or two I might have doubled that, as the real action for me was on 40 and 80m in the evenings and a good chunk of my Sunday Qs were when I was able to get back to the shack for the final 15 minutes of the event.

Ernie N2DGQ #11090 Since I am in NNJ, 40 Meters was only the band for me. I occasionally went to 80 Meters but heard nothing there. Unfortunately having only one band to work, once you have worked those stations, that's it. Many stations parked themselves on 40 and did not move. I did notice there were several Virginia stations moving from county to county. I did not work them again as I used the common rule of work once per band.

See the full soapbox at http://naqcc.info/qsoparties_soapbox.html



RIDGETOP PORTABLE: WT4U'S GOT A BRAND NEW BAG

BY BRENT WT4U #9019

MAKING GOOD ON LAST YEAR'S PLAN

I came up with this strategy last year for the NC QSO Party. I'd make a twisty drive to Hot Springs, and a short, steep hike up the Appalachian Trail to sit on a ridge overlooking a river. Instead, I took a wrong turn and ended up sitting on the side of a road inside a cloud. (See [April '23 News-letter](#))

This time it *mostly* worked.



The operating position 500' above the French Broad River


UP A MOUNTAIN

The hike from the river was steep as expected, but not quite as short. The map doesn't include all the switchbacks. Or the rocks. Or how slowly I walk up rocky switchbacks.

My ham gear was pared down to what fit in my little zip-up lap shack, but I used up the savings by carrying a big comfy chair. They now make some really compact folding camp chairs, which I presume are comfortable for compact, foldable people, but being neither I decided not to risk it. Counterpoise, my faithful propagational support possum, balanced the load.

As I got near the top, I saw that the trail was passing 30' below a nice peak that would be perfect. I left the beaten path and carefully scrambled up to the crest, where I found a great spot—and a trail spur that would have made it a lot easier to get up there.

Looking at the pictures, I realize that I set up too far back from the edge to enjoy the river view. On the other hand, none of the many things I dropped bounced 500 feet down to the water.



The trail was steep, but at least it was rocky

AN IMPROVED LAP SHACK

After splurging \$1.97 on a little gear bag, I blew another \$3 on 2mm clear clipboard which I cut down, drilled, and sewed into the bag to make a new lap shack, replacing my old sack and clipboard. Big improvement! Room for the MTR-4B, battery, 40m EFHW, homebrew straight/single-lever combo key, notebook, cables, and miscellaneous accessories.

The weak point seemed to be the sponginess of the board, but I figured out that the 12oz throw weight can go under the key once the antenna's up. That works really well. Just the right amount of sturdy and moldable.

Instead of clamping a piece of sheet steel to the clipboard this time, I used four of the same

8x3mm neodymium N50 magnets that are built into the key's rubber base.

The super-cheap clipboard is thin enough that the key stays in place but I can move it around to get a comfortable angle. Of course, if I pick up the key, the magnets fall off. This became an issue.



ANTENNA TROUBLE

The first thing I noticed after throwing the EFHW antenna over a tree limb was that the 6' counter-



The new lap shack with clear plexiglass writing desk deployed. This was as close to the edge as Counterpoise was willing to go.

poise wire had broken off. It was a stiff piece of 18AWG left over from a previous version and the solder joint had been flexed to the breaking point, as solder will. I had an iron. Way down in the car.

While contemplating a 90-minute round trip hike, I tested the SWR on 20m and got 1.15:1 in the CW band. That saved me any additional thinking, but later it occurred to me that I could have stripped the end of the wire and clamped it under the screwed-down BNC adapter nut.

The other thing I noticed while concentrating on the antenna problem was that if I had taken one more backward step without looking I could have saved myself a long hike down.

QSO PARTY AND DOUBLE POTA

I spotted myself on POTA.app as being on the Appalachian Trail. This overlapped with Pisgah National Forest, which I should have used as it's considerably rarer. Regardless, the combination of CQing the QSO Party while spotted on POTA

is a good way to jump-start the action. I mostly can't tell who's calling me for which reason (or both), but I always appreciate a real signal report.

I'm My Own QRM

I'm not sure if it was insufficiently protected in the bag, or if the extra magnets were playing havoc the delicate inner workings, but something inside the homebrew combo key—which had served me well for portable operating and stuck to my desk at home—started shorting intermittently. It sounded like I was jamming myself.



Of course this would happen in the middle of a QSO and I'd snatch the key up to... well I didn't know, but it needed fixing, and quick! This, of course, caused the magnets to fall off the bottom of the lap desk, so when I did wiggle the thing into temporary compliance I needed two hands to operate the key. Murphy frequently decided this should happen when I had a pile-up.

Not knowing when it was going to happen again made me gun-shy, so to reduce surprises I quit using the the MTR-4B's memory keyer for anything beyond the occasional CQ in the lulls. Pounding in straight key mode, I figured I'd knock some sense into it. For some reason that worked, and it quit doing it after a while.

About that time Don VE3DQN tracked me down. He told me later I didn't sound nearly as frazzled as I felt, which was awfully sweet of him.

PLUMB TUCKERED OUT

In about three hours of operating I made 172 Qs (less two dupes), which I suspect is a record for me.

Toward the end I could tell I was getting sloppier and having a harder time sending and started wandering off in the middle of an exchange and forgetting where I was. I don't know how those hard-core ops do it at 100+ Qs an hour for long stretches. Probably not with a straight key and a pencil.

Then my old bugaboo from when I was re-learning the code years ago came back and bit me: I forgot which was an "L" and which was an "F"! I wrote ---- in my log and went back to fix it when the pile-up, and my head, had cleared a bit.

I kept at it a bit longer, but it was getting time to go home. The sun would be shining up on that ridgetop for a while yet, but I didn't want to be teetering down the trail in the twilight. The early bear catches the ham.

LESSONS LEARNED

- Solder joints subject to strain will fail. I knew that, but now I *know* it.
- No loose magnets. I'll make a fixture.
- Bring a spare key, or build a sturdier one?
- Mountains make great antenna towers!



Lots of nice views of the French Broad River on the way up

NAQCC CHALLENGE

BY GARY K1YAN #2365

THIS MONTH'S LETTER CHALLENGE: AL'S CADILLACS



The Cadillac is a symbol of the well heeled in the USA. Back in the 20's and 30's, Al Capone was certainly one of the more wealthy and influential people in the Chicago area. Wealth and influence bring attention, but, in Al's case that attention sometimes came in .38 and .45 caliber.

A ROLLING FORTRESS

After his rise to the top in 1925, a ten car, drive-by assassination attempt got him thinking about a bit of extra protection. What better than a rolling fortress for his time on the road? His solution, display a little class while being protected and armor a Cadillac.

His first attempt, pictured above, was a 1928 Cadillac Model 341 Town Sedan. The addition of 1" thick bullet proof glass all around, complete with rear and side gun ports, steel plate armor in all the doors, police sirens and lights under the

hood, a police radio in the glove box and a modified V8 engine to push the 3 1/2 ton vehicle to 110 MPH were part of the package. Finally a paint job that made it look like one of the Caddy police cars of the day completed the vehicle.

THE UPGRADE MODEL

Al was happy with the result, but later upped his game with a top of the line, Series 452 Imperial Sedan. This one had the glass, gun ports and armor plate of the Model 341, but added a 452 cubic inch, V16 engine, a smoke screen system and a port in the floor for dropping oil or tacks to hinder pursuit ... very James Bondish.

PARKED

Sadly for Al, he wound up in the slammer shortly after this purchase and didn't get that much use out of his new car.


WORDS

- DRIVE BY HIT
- 1928 MODEL 341 TOWN SEDAN
- BULLET PROOF GLASS
- GUN PORTS
- SMOKE SCREEN
- SIRENS AND LIGHTS
- V16 ENGINE

CHALLENGE TRACKER

1	2	3	4	6	8	9	A	B	C	D	E	F	G	H	I	K	L	M	N	O	P	R	S	T	U	V	W	Y	

X Every time you work a new station this month, mark off the lowest box under each letter of the call to track your progress and see what letters you still need. You can download a printable version of this month's tracker at: http://naqcc.info/challenge_tracker.pdf

 Entering the Challenges earns you participation points so you're eligible for the best prizes in the annual anniversary drawings.

SUBMITTING YOUR ENTRY

The easiest way is to use the great tool hosted by Robby WB5RVZ. Create an account, choose this month's challenge, and paste in all the eligible calls you worked. It will apply the letters, tell you what you're missing, and fill out the email for you. <http://naqcc.wb5rvz.org>

If you want to do it by hand, or got some but not all of the words and want to pick up a participation point, send an email to charlie.wilber@gmail.com

Subject: (your call) NAQCC (month year) Challenge

Body: your call:
 word1 - call1 call2 call3
 word2 - call1 call2 call3

RULES:

Just make ALL the words from calls of stations you work subject to the General Challenge Rules. (Any spaces in the phrases should be ignored. For example the challenge phrase "INVERTED V ANTENNA" should be treated as if it is the single word "INVERTEDVANTENNA.")

Each letter in a callsign you work during the month can be used **twice** to complete the challenge words. Complete rules, information, and a helpful tutorial on how to organize your work for an alphabet challenge along with detailed general rules and submission instructions can be found at http://naqcc.info/challenges_rules.html

NEXT MONTH'S CHALLENGE

Take a swing at next month's Old Baseball Rules Challenge.

<http://naqcc.info/challenges/challenges202405.html>

LAST MONTH'S CHALLENGES

The deadline for submissions for the Roman Communications letter challenge is still a few days away. You can see what has been submitted so far at <http://www.naqcc.info/challenges/challenges202403.html> and final results will be posted on that page shortly after the 10th of the month.

CHALLENGE HONOR ROLL

We honor the following members for their outstanding participation over the years in our monthly challenges. Exact counts can be seen at http://naqcc.info/challenges_schedule.html.

Number of Challenges	Members
25+	AC2C KC5F KU4A WT4U N1JI K9OSC KA5PVB W2ITT KD0V NN9K AB9BZ N2EIM WY3H K14IO NN3E ND9M WY7N K18I W1BLU VE3HUR AD0YM W4LSV N1LU ON7DQ KD2MX K4KBL NOIPA N9WVM
50+	AH6AX VE3DQN KJ4R VE3FUJ NF1U KB1M WB4OMM N4OW N9SE G3JFS DK1VD
75+	PA9CW PA0XAW WA2FBN W3IQ WI5H AK3X
100+	K1IEE
125+	K1YAN
150+	W2JEK K3WWP
175+	N8XMS

CHALLENGE SOAPBOX SAMPLER

N8XMS: I cut this one a little close and didn't get my last letter, an H, until the 30th of the month. These challenges are always a lot of fun and I thank everyone involved with the creation and administration of them. 73, Paul

KO4NDP: My 2nd challenge, and 1st completed! Thanks, this was fun!

ON7DQ: Last letter I needed was a 'Q', too bad one can't use his own callsign, hi. But contacting POTA station IK5QLO/P saved my day ... great fun as always! Luc

PG4I: Took a bit of effort to get all the S and T's together but it has been fun again! All QSO's were done with a homebrew rig and a Cootie key made out of a hacksaw blade. See you next month!



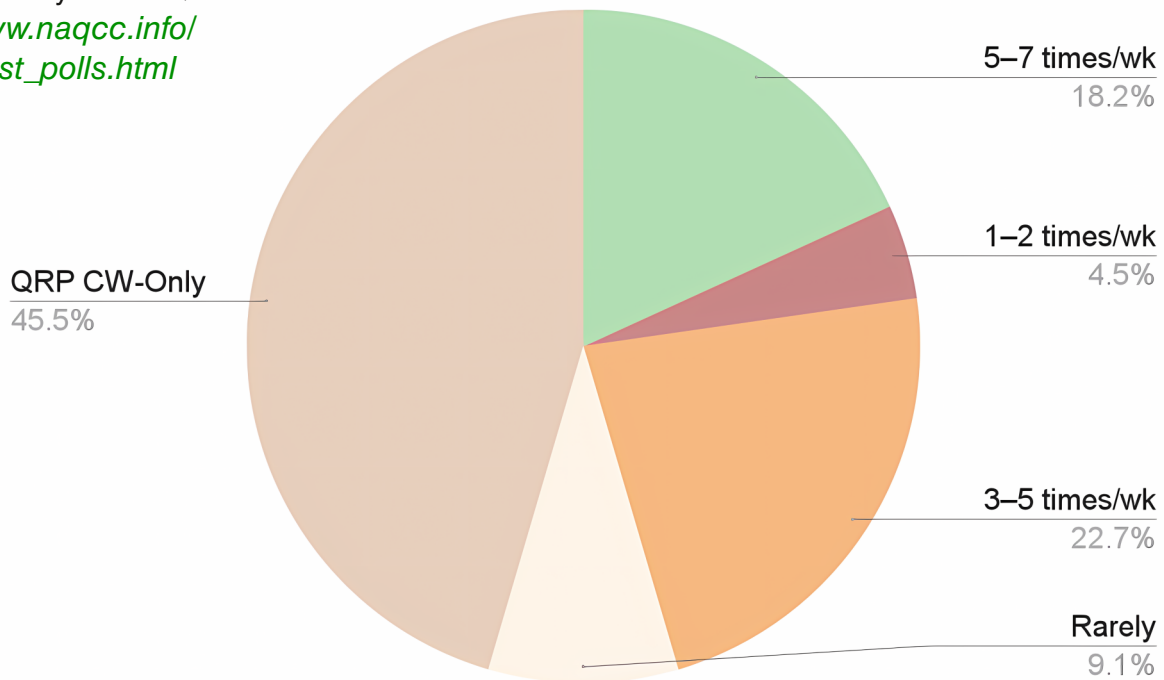
MEMBER POLLS

APRIL POLL

How's the warm Spring weather affecting your operating?
Let us know at http://naqcc.info/poll_new.html

MARCH POLL

How often do you use QRP CW?
http://www.naqcc.info/main_past_polls.html



POLL SOAPBOX

John KK4ITX - "QRPICW, 99% of the time I can work whatever I can hear, no reason to waste energy."

Dave W4JL - I have no reason to not operate CW QRP, very enjoyable 72

Trevor N0YMA - QRP and CW go together like peas and carrots 72



NAQCC AWARDS

FEATURED AWARDS:

FRIENDSHIP CLUB

Earn points for QSOs with members with more points being assigned to contest/sprint QSOs and especially where you really learn something about who you are working. Or work 200 different members counting each as simply a one-point QSO regardless of type. The choice is yours.

Details:

<http://naqcc.info/>

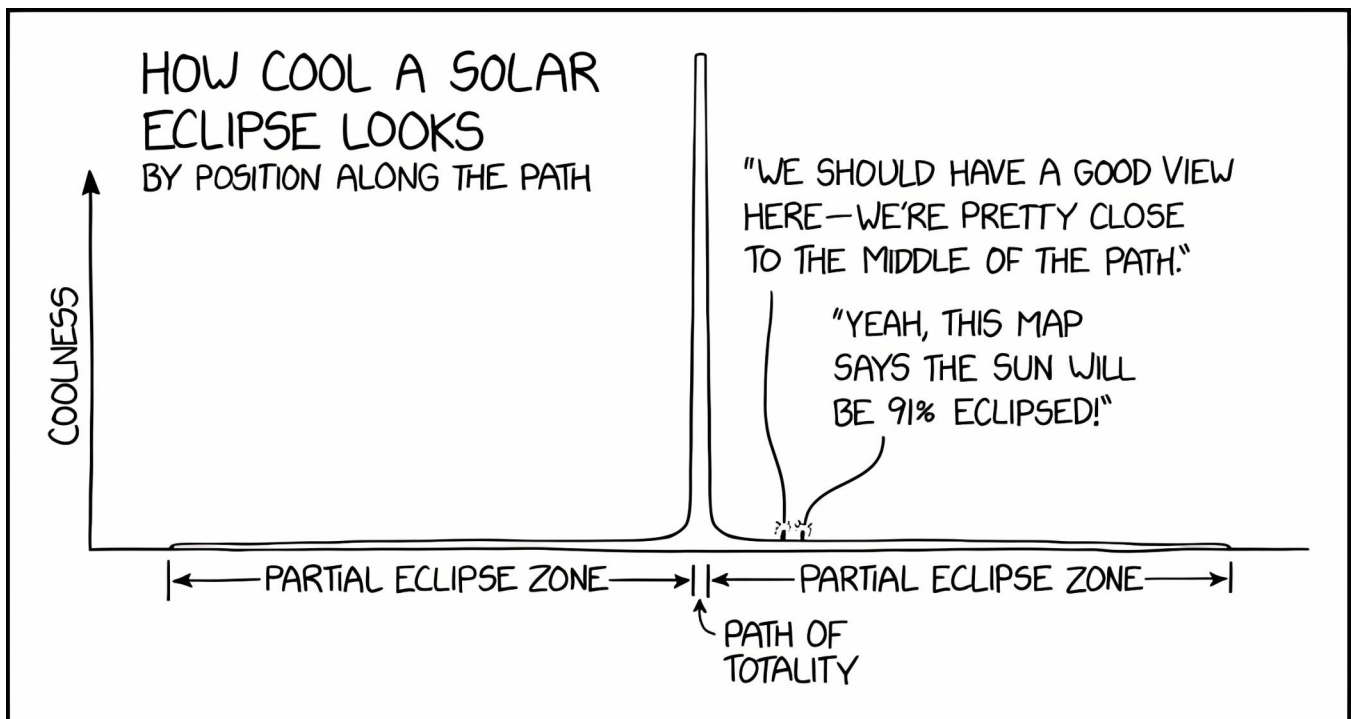
[awards_workedmembers.html](http://naqcc.info/awards_workedmembers.html)

NEW MEMBER AMBASSADOR

Work at least 25 different new members who have joined the NAQCC during the current calendar year. Details:

http://naqcc.info/awards_ambassador.html

You may already be a winner! NAQCC has an extensive list of awards. Check your log to see if you're close, or just need to submit. Complete details can be found at <http://naqcc.info/awards.html>.



A partial eclipse is like a cool sunset. A total eclipse is like someone broke the sky.

xkcd.com

MORE OBSERVATIONS ON VERTICAL AERIALS

BY GREGG W8GG # 1444

The vertical antenna has been around for some time. Almost since the beginning of radio. Verticals are a good way to get on the air with very little real estate. I won't try to reinvent the wheel here, just relay some information gleaned through 50+ years of trying to understand vertical radiators.

Many hams like them because they can provide a low angle of radiation for working DX. Some lament that they are "noisy." Some like them for convenience. Some simply can't have anything large and noticeable. Many like them for being "stealthy" and inconspicuous to the public. Yet many hams are of the opinion that verticals "radiate equally poor in all directions." Why are there so many varied opinions on vertical aerials? Read on.

As a Novice I started out with dipoles. Cut with directions from the ARRL handbook, it was hard to go wrong. Then a friend told me to try a vertical. I got a used Gotham vertical to try to better my DX count. I ground mounted it with one buried radial for 15 meters. Yes I worked a few stations with it, but the performance was much less than



expected. My 40-meter dipole at 25 feet beat it hands down.


A VERTICAL THAT WORKED

That's when I began to believe the old expression, "radiate poorly in all directions." After a few years of giving verticals the thumbs down, I got an eye opener. While in the Navy I got hooked on QRP and got a Ten-Tec Argonaut 509. The Argo and a dipole up in a tree were all I needed to bring a smile.

Then one night as I boarded the ship, I heard Morse code coming from the ship parked next to us outboard. It was the USS Kincaid DD965. Upon asking the duty officer for permission to come aboard, I followed the "music" around the corner and up a few ladders to a broom locker by the aft stack. There I found the source. They had installed a ham shack!

I met the operator and became instant friends. Their tiny shipboard station had a new Kenwood TS-520 and a Hustler 5BTV vertical welded to the hand rail 40 ft up off the water line. That station played! DX daily all the time. It was then that I learned the importance of the "ground system." That vertical over salt water, really showed me the power of the vertical when deployed properly. This gave me a whole different outlook on the lowly critter.

On to Field Day. I still had not used a vertical for some 20 odd years, except at a few Field Days. I had a tri-bander and dipoles up 35 ft at



Close-up of radials attached just below feed point

the home QTH, so no need. One year mid-1990's Clint, KC8EHR brought out a full size 40-meter vertical to Field Day. It was made from a 35' discarded sailboat mast. The feed point was mounted six feet off the ground, and eight $\frac{1}{4}$ -wave radials graced the perimeter around it. Yes it played. Lots of QSOs in the log that year.

CURTAINS AND ARRAYS

A few years later Scott, AB8VN deployed a bob-tail curtain for 80m that was quite nice. Full wave loops made it up in the trees several years, with a good showing. But I still wanted a FD aerial with more Umpah! That's when I experimented with the vertically polarized Bruce array. I built a 5-element job for 20m and a 4-element for 40m. Oh yeah, they work, but the tradeoff is they require tall supports and a large amount of real estate. We still use them with great success at Field Day.

Tried the end-fed half wave. Good antenna, but for 40 and 80 meters it needs tall supports to be truly vertical. I see many of them deployed as slopers. Some as inverted V's. They seem to work OK in this configuration, but they are no longer "verticals," They also require at least one tall support. They do make a good home station or portable antenna if you have trees to get them up in the air. They are fairly easy to deploy

and retrieve so they are the choice for many POTA operators.

NEW PRIORITIES

With retirement in 2017, portable operations took on a new phase. POTA, traveling, and HOA stealth became priorities.

Enter homebrew, light weight, and adaptable as design criteria.

I ended up with the "Phoenix Vertical," a 20/40 meter trap vertical. (NAQCC newsletter DEC 2021) I've used this aerial at QRP power levels with good results in several configurations.

Ground mounted, trailer mount, fence mount, deck mount and mobile mount. I've had the opportunity to do some fun experimenting with this and a Hustler 5BTV for a couple of years now.

My POTA station aerial is now a full-size vertical mounted on the back of the pickup truck. (dipole at the ready if trees are handy)

My Michigan QTH has homebrew trap dipoles up 35 ft. Also an elevated "5BTV mount," on the back deck rail, with 12 radials under it.

My Florida QTH has HOAs so a ground mounted "flagpole" vertical fits the bill nicely. I chopped down a 5BTV and stuck a "stinger" on



Close-up of Bike Rack mount with radials

top of the 20m trap to help tune it to 30m. Ten buried radials round out the winter antenna farm. I've used the Phoenix vertical and the modified 5BTV on this ground mount with about the same results. I've also morphed the Phoenix into a few simple full sized monopole verticals to play with on 20, 15, 10, and 6 meters.

LESSONS LEARNED

So here are some hints and hacks regarding vertical antennas. Most all of the actual learning came from trial and error, plain old dumb luck, and the "school of hard knocks."

1) You remember the old saying "you can't make a silk purse from a sow's ear." Well you can't make a one element $\frac{1}{4}$ wave vertical play better than a cubical quad or 3-element Yagi-Uda at 50 feet. Physics says NO! Even with LOTS of radials? NO. Also, ground-mounted verticals with no radials may give a "good match" on the SWR meter, but without

a good ground system, the efficiency is very low and all you're doing is heating the worms. You CAN add some radials and improve the efficiency, Or... you can make a multi-element vertical aerial such as the Bobtail curtain, Bruce array, Sterba curtain, phased array or four square, play on par with Yagis, but that will require more elements and more garden area.

2) More is better! Add more radials. The more wire you can stuff under that vertical, the better. Try to start with a minimum of eight, and go up from there. They will become the "other half" of

the $\frac{1}{4}$ -wave vertical, and help it to radiate power more efficiently. It's been said in ham circles, "All verticals secretly want to grow up to be $\frac{1}{2}$ wave dipoles." There is some truth in these ham myths.

In my POTA ops, I use 12 to 16, $\frac{1}{4}$ -wave radials. Even if you can't stretch $\frac{1}{4}$ -wave radials, bend them, or use as many shorter ones as possible. A metal roof or chain link fence can be VERY good ground planes. I had a ham friend, Phil W8EKR, who mounted his multiband vertical on a chain link fence in the back garden, right where all four corners meet. He beat out my

dipoles at 35 feet for DX on 20, 40, and 80 all the time. (being a FB CW op, didn't hurt either)

3) Raise the vertical's feed point off the ground a few feet or more if possible. It is the "current" in an aerial that does the work. Try to get this part of ANY antenna up in the air. A ground mount $\frac{1}{4}$ -wave vertical monopole has an input impedance of around 30-35 ohms.

Raising the feed point a bit (4 to 6 ft) will help raise the input impedance to 40 ohms or more, A better match to the 50 ohm feedline. This is not always possible. If not, go to #2.

With mobile mounts, get the feed point as high up on the vehicle as possible. Bumper mounts are OK but roof mount is preferable. Higher is better. For my POTA ops, I have a modified hitch bike rack that holds my vertical securely at about 4ft above ground, and helps to get the feed point up above the truck gate.



Getting mother nature's "blessing" on your aerial always helps. A rainbow right through the 10 meter trap! No wonder 10m has been so hot as of late!

4) Utilize water whenever possible. You can't do better than mother nature when it comes to grounding. Why do you think those big commercial radio stations like to put their antenna systems in the swamp? Why do DX-peditions stick their verticals right next to the ocean? I have an advantage here as both my QTH in Michigan and in Florida are located on canal systems to rivers. I have water in all directions and my verticals are only a few yards away from water. When I go on POTA ops I prefer to set up near an ocean, lake or river if possible. Sometimes this is not an option, like desert and mountain terrain. If you can't locate your vertical near water, try the next best thing, go to # 2.

5) Keep other objects (especially metal) away from the aerial if possible. They can detune and distort the antenna's pattern. Many times objects such as close line poles, etc. are unavoidable. But try to mount them in the clear.

6) Buried radials can't be adjusted once buried. Digging them up and trying again is not fun. Resonance changed slightly between buried and above ground radial lengths. Experimentation is the order of the day. Rain also changed things a bit.

7) Wanting to work a DX-pedition or a particular direction? Lay out a few more "temporary" radials in that direction. In addition to the ten buried radials in the "flagpole" antenna farm, I put out eight more of my POTA radials above ground on my home setup, all facing Southwest

every couple of degrees, to nab Clipperton Island. Then I wound them up next morning. I also deploy a few extra radials temporarily, to join in on the NAQCC sprints. With just five watts and a ground mount vertical, my QRP signal needs all the help it can get.

8) Another way to get some gain in one direction is to put a full sized reflector or director up. I know of a ham who uses a director on a pole stuck in the ground a few yards away from his vertical. He has good results "steering" his aerial's radiation pattern to Europe and South America by moving the director. Just think of it like turning that Yagi-Uda on its side. Many commercial radio stations also use this method to "steer" their signals in a desired direction. I may yet try this myself on a Sprint night with a temporary director for 20 meters.



Close-up of 5BTV feed point with extra radials attached

9) Don't be afraid to try out other bands. My modified 5BTV antenna system is resonate on 20, 15, and 10. Using a tuner I have had good luck playing on 40, 30, 17, 12, and 6 meters. From the Florida QTH I grabbed New Zealand early in the morning on 30 meters with just 5 watts, and had a QSO on 6 with a station in Wisconsin. Also worked the Robinson Crusoe Is. DXpedition on 12m. (OK, Juan Fernandez, I'm Old school) Just because your vertical isn't "cut" for a particular band, doesn't mean it won't work on another band. Now that the sunset cycle is enhancing the ionosphere, 10 meters is really becoming the DX workhorse band of choice for me.

10) Your station is only as good as your sky-hook. With aerials, *Bigger is Better!* Full sized antennas radiate better than hamsticks and other small or mobile whips. I've used small mobile whips at QRP power levels in the Florida Keys successfully, but most of the QSOs did not come easy. If it's not full size, it's a compromise. Apartment dwellers have antenna troubles of their own. There's always a way to get on the air though. Remember the old B&W window sill antenna?

They do work for their size. I believe MFJ now sells a similar product. Many hams are spending lots of money on "mag loop" and other small aerials, only to be very disappointed. I know several hams in the local club that have had good luck with these small loops from their apartment

deck and on POTA ops. I've never been able to make one play as well as a full size aerial, so I tend to shy away.

11) Don't give up because your first installation isn't working as well as you think it should. That was my big mistake as a Novice. I became frustrated because my vertical did not give me instant DX results. Experimenting with aerials is the easiest and least expensive way to better your signal. With a vertical it's even easier. No climbing towers or large heavy antennas to lift. Try relocating the antenna to a different area in the yard. A few yards can make a big difference. My first location of the Florida vertical was on the south side of the patio. High noise levels right from the start, S-9 plus. I moved the base



Vertical with extra above-ground radials

over to the other side of the patio and things were much quieter. Turns out there are underground cables near where I had first tried it.

12) If you really want to delve into verticals, try running your installation ideas on a modeling program, like "EZ-NEC." These programs let you put in different variables like height, length, number of radials, etc, and other objects near the antenna. Good way to get a rough idea without actually digging holes and cutting wire. I

think you may be surprised at how accurate these programs are.

I worked in the Electrical Engineering Department at Michigan State University before retirement and had the opportunity to work with antennas in the anechoic chamber. Lots of information gleaned from real time modeling different anten-

nas. (Plus, how fun, getting paid to play with antennas all day) The most amazing thing to me was the fact that the measurements in the chamber were in comparison, VERY close to the computer predictions. I was impressed. You may read more about this in [Sept 2011 issue, NAQCC newsletter](#), "5 element Bruce array for 20 meters."

I hope this gives you a few ideas or fresh inspiration to try your own vertical radiator to play with. Get on out to that scrap aluminum pile and have some fun! I sure changed my tune since my Novice days of believing that "verticals radiate equally poorly on all directions."

NAQCC SPRINTS

MARCH SPRINT

Our regular Sprint this month will be on Wednesday, April 10, 2023 0130-0330Z. That's the evening of Tuesday, April 9th in North America.

Complete information at <http://naqcc.info/sprint/sprint202404.html>.

RULES

Complete sprint rules and instructions on how to submit your log can be found at http://naqcc.info/sprint_rules.html. On that page you will also find information about the different computer loggers that are supported for our sprints. The membership data files for those supported loggers can be downloaded at <http://naqcc.info/contests.html>. **Please be sure to always get the latest membership data for your logger about a day before the Sprint.** A complete schedule for our upcoming sprints can be found at http://naqcc.info/sprint_sked.html.

MARCH SPRINT RESULTS:

Complete Sprint results, including all of the soapbox comments, can be found at <http://www.naqcc.info/sprint/sprint202403.html>. High scores can be seen in the tables on the next page.

March Sprint				
	Current Month	Previous Month	All-Time Record	Record Date
Logs	76	89	217	4/17
Participants	102	120	269	2/13
Total QSOs	1,031	1,434	3,154	4/17
Hour 1 QSOs	638	812	1,704	4/17
Hour 2 QSOs	393	622	1,450	4/17
20m QSOs	294	222	1,232	8/13
40m QSOs	715	1,050	2,203	4/17
80m QSOs	22	162	1,417	2/13
Avg QSOs/Station	13.6	16.1	19.3	9/11

SWA STRAIGHT KEY CATEGORY			
Division	1st	2nd	3rd
W1	KN1H	K1YAN	K1IX
W2	KA2KGP	W2SH	KN2G
W3	KC3MIO	AK3X	K3JZD
W4	N2TNN	KO4NDP	WX4RM
W5	N5GW	AC5BX	KE5YUM
W6	W6IRA	K6GPB	-
W7	N7KM	-	-
W8	NF8M	-	-
W9	K9NUD	WB9HFK	K9QEW
W0	NN0SS	AA0W	KG0RD
Canada	VE3IIM	-	-
DX	-	-	-

SWA BUG CATEGORY			
Division	1st	2nd	3rd
W1	-	-	-
W2	-	-	-
W3	NN3E	-	-
W4	K7EK	AA2MX	KJ4R
W5	-	-	-
W6	-	-	-
W7	N7QR	-	-
W8	K8NGW	-	-
W9	-	-	-
W0	WU0A	-	-
Canada	VE3HUR	-	-
DX	-	-	-

SWA KEYER/KEYBOARD CATEGORY			
Division	1st	2nd	3rd
W1	W1TER	KB1M	N2CN
W2	K2OID	WA1GWH	N2ESE
W3	KC3RN	K3WWP	-
W4	K4KBL	K4BAI	N4MJ
W5	KA6J	-	-
W6	KD0FNR	-	-
W7	KF7Z	-	-
W8	WI8J	WA8SAN	WB8ENE
W9	KY0Q	-	-
W0	K0LAR	NO2D	KC2MJT
Canada	VE3SIF	-	-
DX	DK1VD	-	-

GAIN CATEGORY			
KEY	1st	2nd	3rd
SK	NQ2W	-	-
BUG	-	-	-
K/K	-	-	-

SPRINT HONOR ROLL

We honor the following members for their outstanding participation over the years in our regular sprints. Exact counts can be seen at http://naqcc.info/sprint_dates.html.

Number of Sprints	Members
50+	KF7WNS KC7DM WD4OHD VE3GNU K1IX KB0ETU K2YGM AA7CU AA5LH N8HWV KC2MJT VE3HUR N8QY WY3H W4HH K6CSL W5UAA KC2EGL KE9DR AB8FJ NN9K KC3RN K3JZD WT4U KD9EBS WK6L K2HT KD0DK AB9BZ K4ORD K5GQ N1JI K8NGW K9QEW WA2NYY KB4QQJ KB9ILT VA3NU W4NLT
75+	WA1GWH WB9HFK VE3DQN K4NVJ WA2FBN WB1GYZ NQ2W WB4OMM N2CN VE3FUJ K9OSC WD0K N8BB AA0W KJ4R NN0SS N7QR K6MGO NF5U WI5H K4KBL N8APO
100+	KL7IEE N5GW KN1H NA4O W4DUK KA9FQG NO2D N4MJ WB8ENE AA9L N8LA KD2MX KD3CA KQ1P K9EYT KB1M
125+	WA8SAN WG8Y N0TA N4FI K4KRW AK3X
150+	NF8M K4BAI W9CC N8XMS KD0V K2CWM K4JPN N2ESE KE5YUM KU4A WX4RM
175+	W8GG K3RLL
200+	K3WWP KA2KGP W2SH W2JEK

SPRINT SOAPBOX SAMPLER

KO4NDP - My first NAQCC sprint. Had a blast, thanks all for working me. Looking forward to it again. There was one that got away, w2sh, I apologize you just faded out too much to copy though I know you really worked hard for it, and for me. I appreciate it and hope to catch you next time. 73s all, KO4NDP

W2SH - A strong wind had taken down my principal antenna, a 270' center-fed dipole up 45'. As a result I only had the use of a 72' wire vertical hanging from a tree branch. 20m was nicely open for the first 45 minutes. 40m was busy and not very noisy. Nothing was heard on 80m.

N2CN - My first sprint in a while. Lots of noise, but also lots of stations heard.

N7KM - I was all set to do the complete sprint then life got in the way! The bands 20 and 40 meters sounded ve3ry good. Heard some nice fists tonight. I enjoyed my brief time on the air and appreciate those who make this all happen. I was using my old K2 I build in 2001 with my old reliable OCF Dipole which just keeps working. tonight I was using a J-37 army key. fun evening.

KK4ITX - QSB and QRM messed up a good for me tonight. I missed WT4U, AB9CA, KC5F AND K4BAI after I heard their call, the QSB and/or static would block any chance of a QSO. Fun anyway. See ya next month.



NAQCC NETS

We have a number of nets (QRS = slow speed, QRQ = higher speed) designed to help people build up their CW operating skills. Complete information about these nets can be found at http://naqcc.info/cw_nets.html. Questions should be directed to Net Manager Mark, W8EWH.

NAQCC Net Schedule

Net	Local Time	UTC	Freq +/-	Primary NCS
East Texas QRS Net (ETN)	Monday 7PM CDT	Tuesday 0000 Z	7066 kHz Summer 3566 kHz Winter	Allen KA5TJS (TX)
Midwest QRS Net (MWN)	Monday 7:30PM CDT	Tuesday 0030 Z	7031 kHz	Bob W0CC (KS)
Pacific Northwest 80m QRS Net (PNW80)	Thursday 7 PM PDT	Friday 0200 Z	3556.5 kHz	Stewart KE7LKW (WA)
Wyoming Daily QRS 80 Meter Net (WY80)	Off the air			Steve KE7UUJ (WY)

Note: On the rare occasions that there is a conflict between one of our scheduled nets and one of our regular sprints, the sprint will take precedence.

NET CONTROL STATION REPORTS

NAQCC PACIFIC NORTHWEST QRS 80 METER NET (PNW80)

Thursday evenings 7 PM PDT, which is Friday 0200 UTC on 3556.5 kHz +/-
Main NCS - Stewart KE7LKW (Washington State)

Mar 08 – QNI (5) NCS KE7LKW, WB4SPB, AD7BP, N7TB, KB7KDP

Mar 15 – QNI (4) NCS WB4SPB, KE7LKW/p, AD7BP, N7TB

Mar 22 – QNI (6), NCS WB4SPB, KE7LKW/p, AD7BP, WB7WHG, KD7DYP, KJ7DZ

Mar 29 - QNI (6) NCS WB4SPB, KE7LKW/p, AD7BP, WB7WHG, KB7DYP, N7QR

NAQCC MIDWEST QRS NET (MWN)

Monday evenings 7:30 PM CDT, which is Tuesday 0030 UTC, on 7031 kHz +/-
Main NCS - Bob W0CC (Kansas) — Assisted by Dave AB9BZ

Mar 04 – No Net Tonight

Mar 11 – No Net Tonight

Mar 18 – QNI 2) W0CC, W1TM

Band was quiet; but signals were also weak. As usual, Tim did a GREAT job in pulling out my 419 signal!

Mar 25 – QNI (3) W0CC, WB9UDL, W3RJ

Little band noise despite predicted solar flare. Both Steve and Richard had good, clean signals.

NAQCC EAST TEXAS QRS NET (ETN)

Monday evenings 7PM CDT, which is Tuesday 0000 UTC,
on 7067 kHz +/- (Summer) or 3566 kHz +/- (Winter)
Main NCS - Allen KA5TJS (Texas)

Mar 05 – QNI (2) NCS KA5TJS, KE5YGA

We tried 80 meters, but the QRN was S9+ so we went up to 40 where we will meet next week after the time change and it was great. S5 noise and 599 both ways. Talked about the ham fest in AR. and cost of getting trees cut down. I just noticed that as of Jan. I have been doing this net now for 13 years. Started Jan 2011. It's been a great ride and have had many ops come and go over the years. Don't know if that is the longest continues net you have had but sure it's up there HI HI. Lord permitting, will go for a few more.

Mar 12 – QNI (4) NCS KA5TJS, KE5YGA, KE5YUM, N4NN

Well, the first try on 40 meters was mixed. AR was 589/599 and GA was 569 and weak then digital started right on top of us at the end. We will see if that continues and may have to move up or down to get away from it.

Mar 19 – QNI (3) NCS KA5TJS, KE5YGA, KE5YUM

Signals were good again on 40 meters, YUM was 589 and YGA was 599. Talked about yard work and WX. Digi QRM again and had to move up to 7.067 to get away from it. May start meeting there. Looks like we are a target!

Mar 26 – QNI (4) NCS KA5TJS, KE5YGA, KE5YUM, N4NN

Good conditions on 40 tonight. We used 7.067kc and got above the Digi QRM. Signals were 579 or better. Noise was pretty low. WX, yard work and the eclipse were discussed.



NAQCC CHAPTERS

START A LOCAL CHAPTER

The North American QRP CW Club currently has six local chapters - West Florida, Illowa, Downeast Maine, Long Island, Florida, and Green Swamp WCF—but we would be more than happy to expand on that list.

Chapters are more or less independent local gatherings organized by NAQCC members in a geographical area and subject to a list of guidelines from the NAQCC. They provide opportunities to have fun and to promote our parallel passions of QRP and CW. If you are interested in forming a local chapter please contact club president John KK4ITX.

If your chapter is planning a portable operation activity and would like to have it promoted on the club email list or in the newsletter, send an email with the subject “NAQCC Portable Operation” and with the exact wording of the announcement to Steve, at the email address listed on the last page about a week before the operation. Please be sure to include the UTC time for the event and not just the local time.

A report about your chapter activity should appear here. Please send them to KD2MX at the email addresses listed on the last page.

NAQCC chapters located in the United States are welcome to use the NAQCC Club call, N3AQC for their special operations. Please contact call sign trustee Please contact call sign trustee, Club President John KK4ITX, to schedule the use of N3AQC.

NAQCC WEST FLORIDA CHAPTER



Items in this section are from the West Florida Chapter unless otherwise credited. Questions and comments should go to Ron, N9EE.

The chapter's web site is

<https://www.facebook.com/groups/967110089994401/>.

EAGLE POINT PARK

March 30, 2024

Had a great time this last Saturday, March 30, at Eagle Point Park in NPR with SARC members. Have not done NAQCC-WFL events since November due to colder weather.

I had my IC705 and MC750 and 20m End Fed Wire and John, KK4ITX had his small uSDX transceiver with straight key and homebrewed EleCraft AX1 vertical for 20m and his WSPR transmitter.

Attending:

Tim WD8MVU
 Ron N9EE IC705 with MC750 vertical and 20m End Fed Wire
 Frank KK4DYF
 John KK4ITX uSDX transceiver and WSPR transmitter with AX1-like vertical
 Mike KO4III
 Don KA2KDP
 Tony N1YY

Ron N9EE's LOG:

IC705 with MC750 vertical set to 20m and EleCraft T1 tuner when needed.

TIME	CALL	FREQ	COMMENT
0937	WI2X	14.052	NY, POTA
0942	K4NE	14.057	VA
0943	K1YAN	14.057	MA
1014	N5QLZ	14.055	Red MS SKCC 25227T
1027	KM4JHK	14.0525	NC SOTA
1034	KA1DMA	14.0515	VT
1041	KJ5BWD	14.047	TX
1042	K4LFL	14.047	NC, POTA
1051	NM1I	21.031	Butch, MA
1114	NB6GC	21.032	Jeff, CA USS Hornet
1233	OT4A	28.022	
1309	WW4D	14.061	
1313	N8BB	14.063	MI
1315	K4WMT	14.063	SC
1317	AA4GC	14.063	
1318	WA4CUQ	14.063	TN
1322	K4SP	14.063	VA

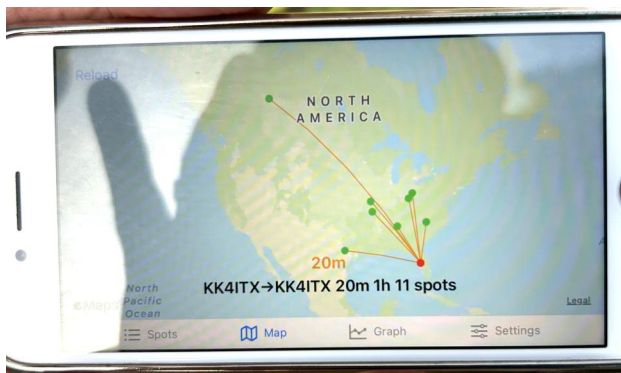


From last few NAQCC-WFL events have realized 20m and above does not open until after 1000 hrs. John, KK4ITX with his WSPR transmitter got a 9 hits, on in northern Canada. But the bands did open, 15 was good also.

John, KK4ITX completed 4 QSOs CW and 45 spots with WSPR at 25mW the farthest being 2,344 miles to VE6JY in Alberta, CA. His \$10 homebrew AX1 worked quite well, just amazing how little it takes to get the job done, all in about 1-1/2 hours.

Had a medical scare, Don, KA2KDP fell and was out of it, called EMTs and they quickly determined Don's sugar level very low. They gave him IV and within a few minutes Don was back. Note during these events unexpected events can pop up so need to be prepared.

Had hot dogs with Tim's cooking and soda and a good lunch. We QSY's out of the park around 1330 hrs.




NAQCC LONG ISLAND CHAPTER



Items in this section are from the Long Island Chapter unless otherwise credited.

Questions and comments should go to Howard, WB2UZE.

NAQCC FLORIDA CHAPTER



Items in this section are from the Florida Chapter unless otherwise credited. Questions and comments should go to Nikki, KM4SBQ.

The Florida Chapter website is <http://wb4omm.com/naqcc-fl-chapter>.

NAQCC DOWNEAST MAINE CHAPTER



Items in this section are from the Downeast Maine Chapter unless otherwise credited. Questions and comments should be directed to Jeff, KA1DBE.

The chapter is located in the Hancock and Washington counties area of Maine.

NAQCC ILLOWA CHAPTER



Items in this section are from the Illowa Chapter unless otherwise credited. Questions and comments should go to Tim, N9BIL.

The Illowa Chapter operates in the "Quad Cities" area of Davenport, IA / Moline, IL.

The Illowa Chapter website is at <https://sites.google.com/site/naqccillowa2/>.

NAQCC GREEN SWAMP WCF



Items in this section are from the Green Swamp WCF Chapter unless otherwise credited. Questions and comments should go to Gary N3OS.

The chapter's website is <https://www.zaarc.org>.



NAQCC PRIZE SPONSORS

MFJ

MFJ Enterprises, Inc.

<https://mfjenterprises.com>

**Get
Radio-active**

Join ARRL
arrl.org/join



ARRL
The National Association for
Amateur Radio®

<https://www.arrl.org/>



<http://www.4sgrp.com>



<http://zaarc.org/gsqrp.html>

KB3IFH QSL CARDS
& Ham Radio Gifts

<https://www.kb3ifhqslcards.com/>

NAQCC CLUB INFORMATION

STATEMENT OF PURPOSE

Amateur radio has something for everyone. For a growing number of folks, the challenge of "doing the most with the least" makes QRP (and QRPp) CW operating the greatest thrill available in amateur radio. The North American QRP CW Club Inc. exists to promote and pursue designing, information sharing, building, and operation of low power, Morse Code enabled Amateur Radio (FCC Part 97) equipment with simple wire antennas for both emergency and personal communications purposes, an exciting facet of the hobby.

The NAQCC provides numerous opportunities for hams to operate in QRP/CW activities. For contest types we have a popular monthly 2-hour sprint that runs at relatively low CW speeds and at a fairly relaxed pace to increase code skills and experiment with different antennas. Three special sprints also take place during the year for 160-meter and QRPp (less than 1W of power) operators. For a month-long activity we offer our members a Monthly Challenge that can be anything from forming a list of words from the calls of stations worked, to making a prescribed number of contacts using home-brew gear. There is also an extensive awards program to recognize the significant QRP/CW accomplishments of our members.

We also serve as a resource for people who are just getting started in QRP and/or CW, sharing information on low power Morse operations. Our slow-speed CW nets are a great place for beginners to practice Morse code under real on-air conditions. Beginners will also find a wealth of helpful information on these web pages and we are more than willing to answer any questions about QRP, CW, and simple wire antennas that you might have. An extensive monthly newsletter is filled with useful projects and news from fellow QRPers.

A number of local NAQCC Chapters offer opportunities to get together for in person socializing and QRP/CW activities. Portable operations are especially popular with the local chapters.

Whether you are a veteran ham radio operator who is looking for a new challenge in the hobby, or a beginner who is intrigued by the possibilities of QRP/CW communication, we cordially invite you to join us. Membership is free and the benefits and fun are significant.

REPRINT POLICY

Unless otherwise stated in the article, local clubs and other ham radio organizations are free to reprint featured articles from this newsletter, provided appropriate credit is given to the North American QRP CW Club and the author of the article. If at all possible a link to the club website at <http://www.naqcc.info/> should be included.

NAQCC CONTACTS		
NAQCC President	John KK4ITX	jleahy00@yahoo.com
NAQCC Treasurer	Dennis W4DWS	w4dws@arrl.net
Downeast Maine Chapter	Jeff KA1DBE	<u>j.hanscom@gmail.com</u>
Florida Chapter	Nikki KM4SBQ	nickies1130@aol.com
Illowa Chapter	Tim N9BIL	n9bil@arrl.net
West Florida Chapter	Ron N9EE	n9ee55@gmail.com
Long Island Chapter	Howard WB2UZE	wb2uze@yahoo.com
Newsletter Submissions Member Spotlight	Paul KD2MX	kd2mx@arrl.net
Newsletter Editor	Brent WT4U	brentWT4U@naqcc.radio
NAQCC CW Nets	Mark W8EWH	<u>mark.yergin@gmail.com</u>

NOTE: These email address are not automatic links.
They are given here in graphic form to avoid harvesting by spambots.

The North American QRP CW Club Inc., is organized exclusively for scientific purposes within the meaning of Section 501(c)(3) of the Internal Revenue Code of 1986, and the Georgia Nonprofit Corporation Code to advance, promote, and pursue designing, information sharing, building, and operation of low power, Morse Code enabled Amateur Radio (FCC Part 97) equipment with simple wire antennas for both emergency and personal communications purposes. No dues or membership fees - open to any licensed radio amateur or shortwave listener (SWL) worldwide with interest in CW/QRP operation. Encouraging the use of CW and helping all hams increase CW speed and proficiency is a top club priority. Club activities are dedicated to QRP/QRPp operation, using CW and emphasize using simple wire antennas.

The North American QRP CW Club was founded in 2004 by WY3H and K3WWP and now has over 9500 members world wide. Membership is free and anyone interested in CW/QRP operating is welcome. Complete information about the NAQCC, including a membership application, activities schedule, and useful resources, can be found on our website at <http://www.naqcc.info>.

Inquires can be sent to:

Club President John Leahy KK4ITX
3513 Aquamarine Way
Zephyrhills, FL 33540 USA

