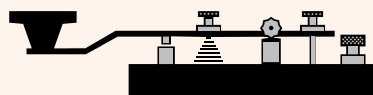


# NAQCC NEWS



ISSUE 274 • APRIL 2021



## KEY CLICKS

### • IN THIS ISSUE

This Issue: Prez welcomes volunteers, but still needs your help; New Automatic Sprint scoring; Members tell us how they homebrew; Spotlight on Keith K5WX; A 339 QRP contact brings a new member from afar; A junkbox vertical for portable use; A high-flying Collins challenge; Sprints; Awards; More Florida adventures; Chapter news; and much more.

### • CHARLES N1AOK #2606 IS OUR NEW PRIZE MANAGER

The Prize Manager maintains our stock of prizes and mails them out to the lucky members.

### • PHIL K4NE #2991 TAKES OVER TWITTER

Phil has volunteered to take over our Twitter feed (@NorthQrp) and help it grow. You can take a peek at the NAQCC's feed here: <https://twitter.com/NorthQrp>

### • 40 METERS AND 50 YEARS

Paul, N8XMS #675 shares a great story about two teen hams, chance encounters, and a sked 50 years in the making. See page 18!

### • 7TH AREA QSO PARTY

May 1 will be the 7th Call Area QSO Party. Awards for QRPers abound, but that doesn't stop Bruce WY7N from going up against the QRO crowd.

### • USE THE CLUB CALLSIGN

Check out page 6 for simple steps for operating as N3AQC to get the club call on the air for your special event.

### • YOUR STORIES NEEDED

Are you getting your radio outside, or sitting in the shack melting solder? Stringing up a new antenna or replacing the one the snowstorm took down? Or tell us about your life as a ham for a Member Spotlight. Drop us a line, and maybe a few pictures: [kd2mx@arrl.net](mailto:kd2mx@arrl.net)

### IN THIS ISSUE

Key Clicks	1
The Pres Sez ...	2
Member Polls	3
Member Spotlight	4
N8XMS recruits G3ZRJ	5
Use the Club Callsign	6
Portable Center-Loaded Vertical	7
7 <sup>th</sup> Area QSO Party	9
New Sprint Scoring	10
Sprints	11
NAQCC Challenge	14
Awards	17
4 Saturdays, 40m, & 50 Years	18
Portable FL Ops #4	22
Nets	25
Chapter News	29
About The NAQCC	36
Contacts	37

# THE PREZ SEZ...

## GREETINGS NAQCC MEMBERS!

NAQCC is still looking for a Monthly Challenge Manager.

The Monthly Challenge Manager constructs and updates the HTML pages for our Monthly Challenges, including the online Challenge App. Annually, this requires about 10 hours of work at the start of the calendar year, and monthly, about an hour or two to do the page updates. There are no costs involved. You don't need a degree in programming, just a desire to do! (Believe me, if I can learn this stuff, you can too!)

Please contact me if you are interested at [sszabo1@cfl.rr.com](mailto:sszabo1@cfl.rr.com)

A hearty "shout out" to Charles Wilber N1AOK #2606 who has stepped up to be our Prize Manager, and Phil Harder K4NE #2991 who has assumed the Twitter Account duties. THANK YOU!

Our N3AQC License Trustee, John Leahy KK4ITX #7249 has a special notice in this Newsletter about using our Club Call. Please give it a read!

We are also founding members (along with a large contingent of like-minded groups) of the International CW Council, with a mission of maintaining and enhancing CW worldwide. More on this as time goes on.

The weather is warming up and the COVID vaccine is making the rounds.....so hopefully this is a sign of better things to come for Ham Radio outings and gatherings. But don't dump that mask just yet!

Our Newsletter Editor Brent WT4U is always looking for submissions for the Newsletter - anything related to NAQCC, QRP CW. Send Spotlight Editor Paul K2DMX an e-mail if you have something to submit or need more information - [kd2mx@arri.net](mailto:kd2mx@arri.net)

Stay safe, KEEP YER DISTANCE, WASH YER HANDS, and get radio-active!

**72/73!**  
**Steve Szabo WB4OMM #5913**  
**NAQCC President**



***A little bit of QRP on a wire goes a long way!***



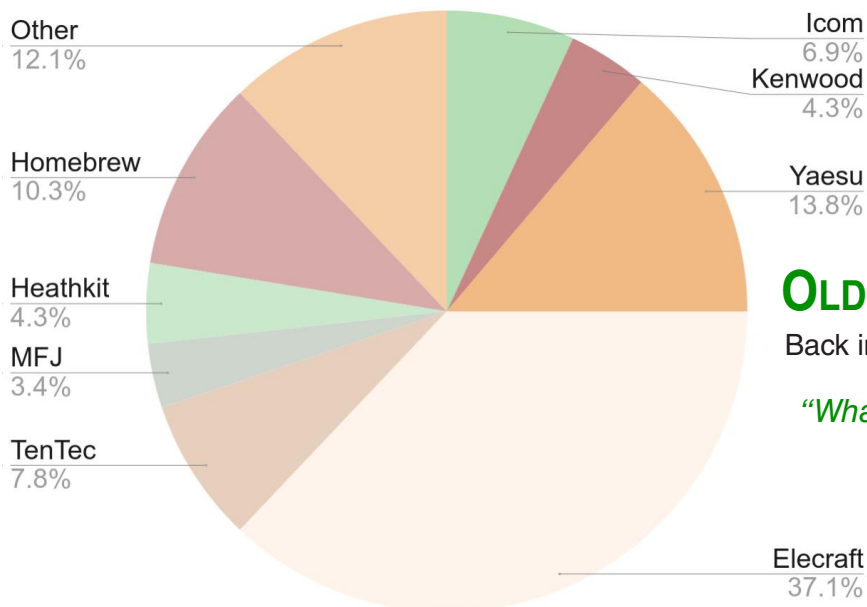
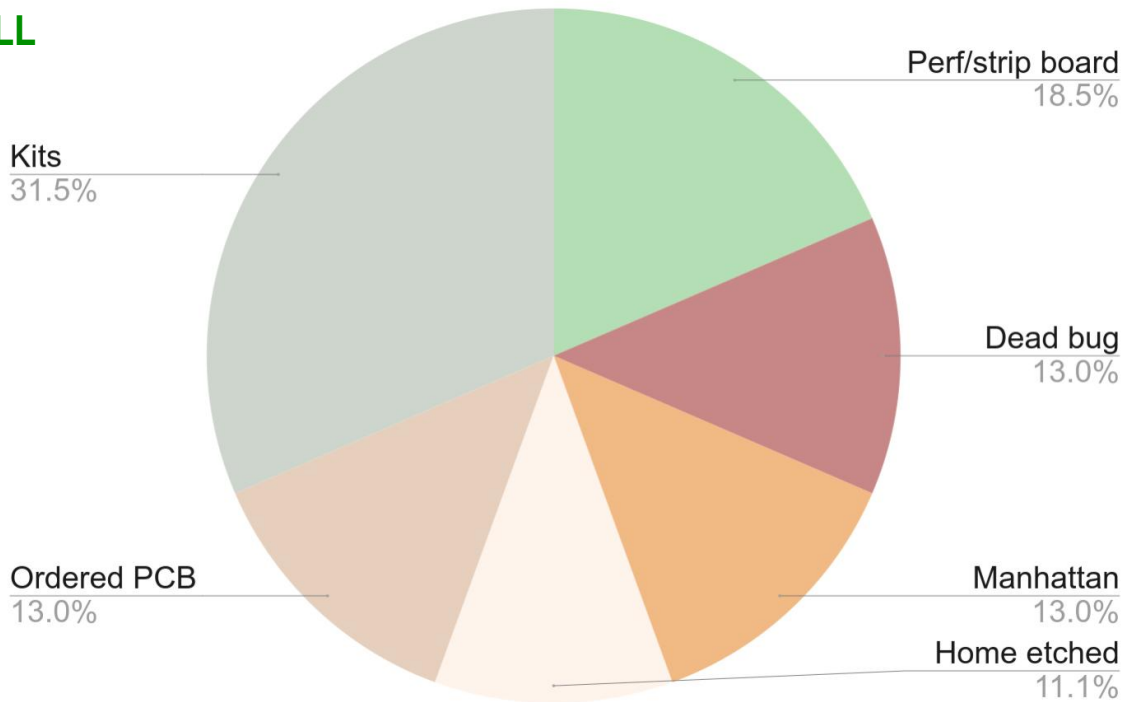
# MEMBER POLLS

## APRIL POLL

Are you making any major plans for QRP CW Ops to share with the club?  
Let us know at [http://naqcc.info/poll\\_new.html](http://naqcc.info/poll_new.html)

## MARCH POLL

How do you construct your homebrew projects?



## OLD POLL

Back in 2015 we asked NAQCC members:

*“What Gear/Mfr Best Describes your QRP CW Station?”*



# MEMBER SPOTLIGHT

Each month one of our members is randomly selected and asked to share their ham radio biography with all of us. Questions or comments should go to Paul, KD2MX.

**DISCLAIMER:** Any views expressed in this section are those of the submitting member and may or may not be those of the NAQCC or its officers.

## KEITH ZIMMERMANN K5WX #703

I began writing this spotlight article about what I've done over the years, but I soon realized that it was looking like my obituary! It's clear to me that amateur radio has been, still is, and always will be an amazing hobby. But even more, it is a way to communicate, to share, to learn, to teach, and to discover. It never ends and I'm not ready to either!

### GETTING STARTED

I remember getting my Novice license (WN5ZBN) in 1969 as a teenager. I first got on the air with a low power, crystal controlled, one-tube, CW transmitter kit. All I had for a receiver was an old, very used National NC-98 general coverage receiver that I had used for years as a Shortwave Radio Listener. That's all I could afford. My very first contact from Texas was on CW with a ham in Massachusetts. That year was near the peak of sunspot Cycle 20 and you didn't need more than a few watts to contact anyone. I was so amazed following my first QSO that I had to walk out to the backyard and just stare at my wire dipole antenna strung across the roof of the house. How is that possible, I asked myself? I still do that some days!

During those early years, I developed some good friendships in a Boy Scout Explorer post that focused on ham radio and meteorology, two of my favorite things. I went on to get my Extra Class license and bachelors and masters degrees in Environmental Engineering and Meteorology. I enjoyed a great career developing some of the



early computer models related to atmospheric dispersion of air pollutants and the control of air pollution.

### CW TRAFFIC NETS

But over the years, ham radio has allowed us to have more than fun. I operated in the ARRL CW traffic nets passing messages almost every evening on 80 meters. We helped during hurricanes and other emergencies. One of the most rewarding times was helping families find other family members that had been separated during the fall of Vietnam in 1975. I remember temporary

camps for the refugees in Florida, Arkansas, Pennsylvania and California. At the time, CW was about the best way to accurately send messages with names of folks from Vietnam, Laos, and Cambodia that most of us Americans are still working on pronouncing. We helped many families reunite through the messages that were relayed using CW across the country.

## QRP OPERATIONS

I've always loved operating QRP CW. I went through a number of different rigs including the Heathkit HW-7 and the Ten-Tec Power Mite and a few others along the way. I've found that operating QRP in contests, even with just wire antennas, is easier than most people think. It seems like the contest stations with the big guns and multi-tower antenna farms are willing to make the effort to log a contact, even when the QRP signal is a little weak. Operating Field Day with a QRP setup requires a lot less equipment than when running high power.

## NEW FRONTIERS

And then, just like a lot of us, I had a quiet spell with amateur radio taking a backseat to starting a family. But, after a dozen years or so, I got back into amateur radio as packet radio and satellite communications were beginning to be more widespread. It was rewarding to assist in the development of a packet radio network on two meters linking hospitals across my city. About the same time, I enjoyed doing some experiments with the International Space Station's repeater to test different simple antennas that could be used. That resulted in an article appearing in QST magazine in 2004.

Now, here we are in an age with incredible digital radio systems that can make computer-to-computer contacts with low power at the bottom of one of the weakest sunspot cycles on record. But for me, I can't wait for sunspot Cycle 25 to takeoff so we all can have more fun trying out new wire antennas, learning new things, and participating in QRP CW Sprints with NAQCC. We've only just begun!



## TRANSATLANTIC QRP WITH G3ZRJ —AND SOME GREAT ANTENNA ARTICLES

At about 2330Z on 3/19 I called CQ on 40-meters expecting to enjoy a typical regional QSO. I was very surprised to have Tony, G3ZRJ, answer me! With several repeats we managed to complete a minimal QSO (339's) "across the pond." Afterwards Tony looked me up on QRZ.com and learned about my NAQCC activities and decided to join himself. He is now member #10707. We have exchanged a couple of emails and he sent me a link to a very good free antenna e-magazine at [antentop.org](http://www.antentop.org/library/files/IP_for_QRP.pdf), and specifically to some projects focused on QRP at [http://www.antentop.org/library/files/IP\\_for\\_QRP.pdf](http://www.antentop.org/library/files/IP_for_QRP.pdf).

73, Paul - N8XMS #675  
100% QRP CW

# USE THE CLUB CALLSIGN: YOU CAN PROMOTE THE CLUB AS N3AQC FOR A DAY

**JOHN, KK4ITX  
VP & LICENSE TRUSTEE**

## N3AQC USE

Please help promote the NAQCC by using our Club Call for a portion of your operations in the field, special event or even at your QTH. The exposure should increase the awareness of the NAQCC and hopefully help with membership.

You cannot simply use the Call whenever you wish as we have to follow FCC rules which are quite easy for most of us.

You must be a member of the NAQCC.

Contact me, John at KK4ITX @arrl.net and request a reservation. Please supply:

- The day, listing approximate times
- The location you plan to operate from
- Name, callsign, and member # of the responsible requesting operator

I will get back to you usually the same day whether the date is available or not. I will take requests up to the day prior to the event and even on the day if you catch me early enough.


If you are successful in getting the Call Sign use, then after your event just email me a report containing the operators a Log of contacts and a short story if you wish.

We are not asking for you to devote your entire outing to use of N3AQC just some time a few contacts or more from as many in your group interested in doing so.

Pretty easy?

Thanks in advance for your interest in promoting the NAQCC.

**John, KK4ITX  
VP & License Trustee**



# PORTABLE CENTER-LOADED VERTICAL

BY TOM VE4AKI #8145


In the past portable operation for me was operating out of a small RV from various locations around my province. Due to advancing age and other limitations, the RV is no more. The RV had allowed more flexibility in antenna selection and installation. Portable operation is now restricted to local parks accessed by car. So a simple antenna, transportable by car, that is easy to set up for temporary operation was required. Supports for wire antennas are not likely to be available.

In searching through all the antenna stuff I have accumulated, I came across a 4-foot, helically wound fiberglass antenna that I had rescued from a dumpster. The outer covering had been removed from the top portion and some of the windings had been removed leaving about 6 inches of fiberglass rod exposed. After a bit of study, a plan emerged to turn this antenna into a center loaded portable vertical.

More digging through the junkbox turned up a nice aluminum clamp that could be used to clamp to various supports such as picnic tables or deck railings. More digging turned up a 48-inch long S.S. extendable whip—probably from TV rabbit ears. The plan was to join these three together with a loading coil in between to achieve resonance on the 20 Meter band.

The antenna was mounted to the clamp with a 1/8 in. thick "L"-shaped bracket and a SO239 was attached using a scrap of plastic. Two clamps were fabricated to attach the loading coil to the exposed fiberglass rod. A plastic block approximately 3/4-inch square and 1.5-inch long was drilled and tapped to attach the whip to the top of the fiberglass rod. A tapped hole for a set screw





LOADING COIL AND WHIP ATTACHMENT

locks it in place but allows for easy removal. Photos above and below show these details.

I did not know much coil would be required, so some experimenting was required to bring the antenna into the 20M band. The resulting coil was 10 turns at 3/4" diameter and 2.5 inches long. I used 16-gauge bare copper wire.


With the whip extended the antenna resonated nicely in the cw portion of the band. The extendable whip allowed for fine tuning to achieve low swr. Initial tests indoors [it is winter here now] using two resonant radials yielded a 1.3:1 SWR.

Shorting out some of the coil, plus adjusting the whip should allow resonance in the 17M band.

On the previous page you can see the complete antenna. Fully extended it is 8 feet high but breaks down into a 4-foot section and a 18-

inch section for easy transport. When weather permits I will test it outdoors for fine tuning. Total cost for this antenna is zero. The portable station consists of an ICOM IC703 plus a LNR FX4A, a gel-cell battery, and a homebrew paddle or straight key. I am looking forward to when the weather breaks to get back to portable operation.

**73 Tom**



ANTENNA MOUNTING CLAMP



# COMING UP MAY 1ST: 7TH CALL AREA QSO PARTY

BY BRUCE WY7N #1127

Attention all club members! My favorite contest/event is coming up. It's just a few weeks away on **Saturday, 01 May**. It's the 7th Call Area QSO party.

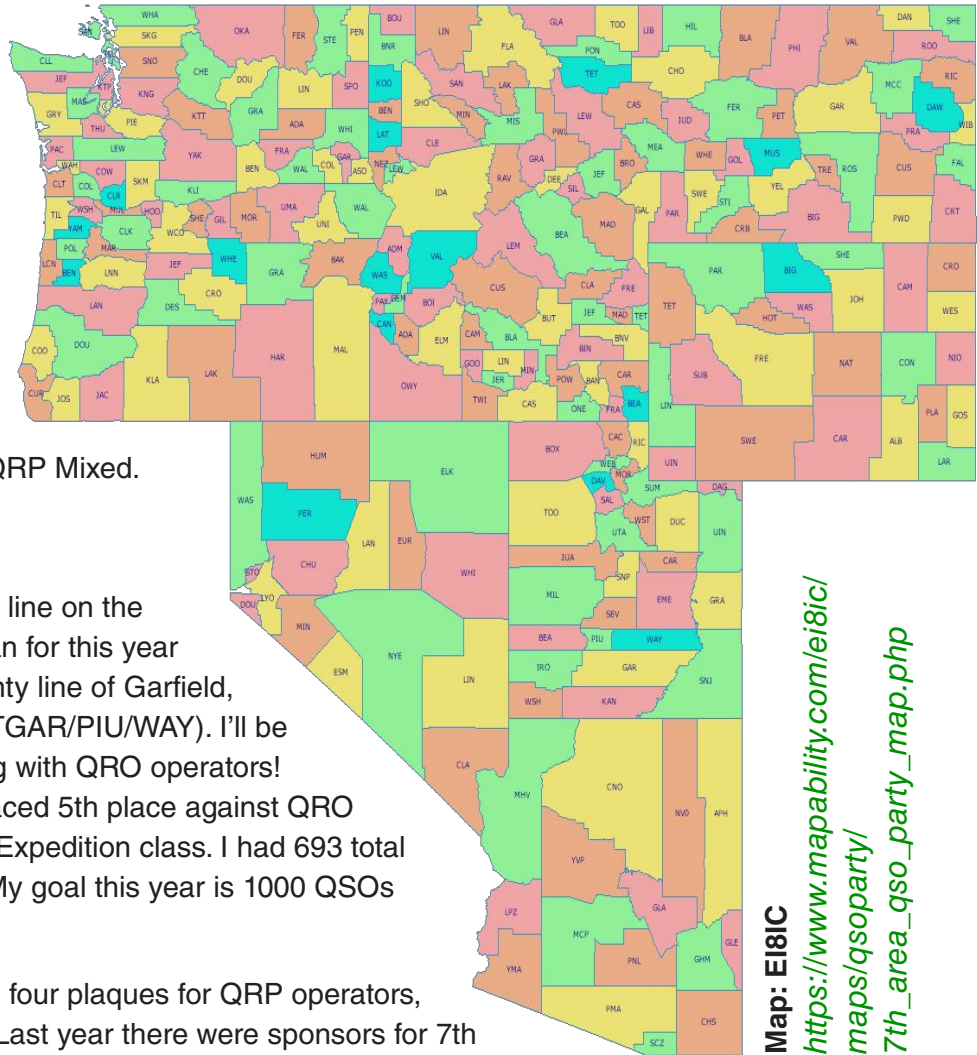
There are at least two plaques to be won by QRP operators. These are the Outside 7th Area (Unassisted) QRP CW and Outside 7th Area (Assisted) QRP Mixed.

## HEAD-TO-HEAD WITH QRO

Last year I activated a county line on the Utah/Wyoming border. My plan for this year is to activate the Utah tri-county line of Garfield, Piute and Wayne counties(UTGAR/PIU/WAY). I'll be operating QRP, but competing with QRO operators! Wish me luck! (Last year I placed 5th place against QRO operators in the County-Line Expedition class. I had 693 total QSOs. The winner had 912. My goal this year is 1000 QSOs and hopefully 1st place!)

BTW, I hope that there will be four plaques for QRP operators, not just the two I mentioned. Last year there were sponsors for 7th Area Single-Op (Unassisted) QRP CW and 7th Area Single-Op (Assisted) QRP CW as well. If those sponsors show up again there will be four QRP plaques total!

I wonder if this is more lumber given to QRP winners than any other contest!?! I hope to work many of you during this great event.



Map: EI8IC

[https://www.mapability.com/ei8ic/maps/qsoparty/7th\\_area\\_qso\\_party\\_map.php](https://www.mapability.com/ei8ic/maps/qsoparty/7th_area_qso_party_map.php)

—Bruce WY7N #1127

# SPRINT SCORES UPDATED IN REAL TIME STARTING IN APRIL

BY ANDY N2CN #6028

You wrap up another NAQCC sprint, and prepare your log for uploading. With QRN still ringing in your ears, you hit the autologger's Submit button, and then you wait to see your score appear on the results page. And you wait. And wait.

## AUTOMATIC SCORING

Well, wait no longer! Beginning with the April 2021 monthly sprint, as soon as you have successfully submitted your log, your sprint score will be immediately posted to the sprint results page. And every time you hit the refresh button on your browser, the results page will be updated to show any new scores that have been submitted by sprint participants.

## NO EMAILS

Because of the immediate feedback that this new feature provides, we will no longer be using email in the sprint scoring process. Neither the autologger nor the sprint scoring volunteer will be acknowledging submissions by email. Of course, you can continue to communicate with the scoring volunteer using the posted email address at the top of the results page.

## SUBMIT YOUR OWN CORRECTIONS

If you need to correct anything, just resubmit, as many times as you need to. Your correction will be instantly visible. Each submission supersedes any old ones. Your last submission is considered to be your submission of record.

## STILL IMPROVING

Since this feature is still a work in progress, you may see changes in the coming months as to how this process works, and variations in the score page URL. You'll continue to use the traditional URL to get to the score page (e.g. <http://naqcc.info/sprint/sprint202104.html>), but your browser will immediately forward you to a second page for score reporting.

This is all another incremental step in the ongoing improvement of the NAQCC website and database that I described in my "New Database Project" article in the December 2017 newsletter (issue 235). There are more to come.

– Andy N2CN #6028



# NAQCC SPRINTS

## APRIL SPRINT

Our Sprint this month will be on Wednesday, April 14, 2021, 0030-0230Z. That's the evening of Tuesday, April 13 here in North America.

Complete information at <http://naqcc.info/sprint/sprint202104.html>.

## RULES

Complete sprint rules and instructions on how to submit your log can be found at [http://naqcc.info/sprint\\_rules.html](http://naqcc.info/sprint_rules.html). On that page you will also find information about the different computer loggers that are supported for our sprints. The membership data files for those supported loggers can be downloaded at <http://naqcc.info/contests.html>. **Please be sure to always get the latest membership data for your logger about a day before the Sprint.** A complete schedule for our upcoming sprints can be found at [http://naqcc.info/sprint\\_sked.html](http://naqcc.info/sprint_sked.html).

## MARCH SPRINT RESULTS:

Complete sprint results, including all of the soapbox comments, can be found at <http://www.naqcc.info/sprint/sprint202103.html>. High scores can be seen in the tables on the next page.

We would especially like to welcome our first-time regular sprint loggers and hope that they will return to participate often: AC5XK, KD0Q, KD9LTN, KF7ZZ, N1RBD, W0PWE, & W5DT

March Sprint				
	Current Month	Previous Month	All-Time Record	Record Date
Logs	96	113	217	4/17
Participants	132	147	269	2/13
Total QSOs	1040	1213	3154	4/17
Hour 1 QSOs	596	660	1704	4/17
Hour 2 QSOs	444	553	1450	4/17
20m QSOs	11	0	1232	8/13
40m QSOs	641	462	2203	4/17
80m QSOs	388	751	1417	2/13
Avg QSOs/Station	10.8	10.7	19.3	9/11

SWA STRAIGHT KEY CATEGORY			
Division	1st	2nd	3rd
W1	K1MZM	KN1H	WB1GYZ
W2	WA2NYY	W2SH	KA2KGP
W3	KC3MIO	K3JZD	KW2A
W4	K4KRW	N4OW	W4NLT
W5	KF9LI	AC5BX	KE5YUM
W6	AI6SL	K6FA	WU6P
W7	N7KM	AC7FF	-
W8	NF8M	N8GZ	-
W9	WB9HFK	N8HWV	KA9FQG
W0	AA0W	KD0Q	NN0SS
Canada	VE3SIF	VA3NU	VE9BEL
DX	-	-	-

SWA BUG CATEGORY			
Division	1st	2nd	3rd
W1	-	-	-
W2	WB2LQF	WA2FBN	-
W3	KD3CA	NN3E	K3WWP
W4	K3RLL	KJ4IC	-
W5	NF5U	K5GQ	-
W6	-	-	-
W7	N0DA	N7QR	-
W8	K8NGW	-	-
W9	-	-	-
W0	WU0A	KD0V	-
Canada	-	-	-
DX	-	-	-

SWA KEYSER/KEYBOARD CATEGORY			
Division	1st	2nd	3rd
W1	W1ND	K1IX	KB1M
W2	N2ESE	K2OID	N2JJF
W3	AC5XK	-	-
W4	K4BAI	N4MJ	WX4RM
W5	W15H	K5WX	-
W6	W2AFE	-	-
W7	KF7ZZ	-	-
W8	W18J	WA8SAN	W5DT
W9	NN9K	KD9LTN	AB9BZ
W0	W0PWE	NO2D	N8LA
Canada	VE3DQN	-	-
DX	-	-	-

GAIN CATEGORY			
KEY	1st	2nd	3rd
SK	W6GY	-	-
BUG	-	-	-
K/K	-	-	-

FIRST-TIME ENTRANT HIGH SCORE			
Key Type	1st	2nd	3rd
SK	KD0Q		
BUG	WU0A	-	-
K/K	W0PWE	W5DT	KD9LTN
PRIZE DRAWING WINNER			
WB2LQF			

## SPRINT HONOR ROLL

We honor the following members for their outstanding participation over the years in our regular sprints. Exact counts can be seen at [http://naqcc.info/sprint\\_dates.html](http://naqcc.info/sprint_dates.html).

Number of Sprints	Members
50+	KF7WNS KD3CA N2CN KB0ETU NF5U K2YGM AA7CU KC7DM NQ2W WI5H WA1GWH WB4OMM KB1M AA0W N8QY WY3H WA2FBN VE3DQN NN0SS K6CSL W5UAA WB1GYZ WB9HFK WK6L KC2EGL VE3GNU K4ORD AB8FJ K2HT KJ4R N7QR KB4QQJ
75+	AA9L K4NVJ NO2D AK3X NA4O KA9FQG N5GW VE3FUJ KN1H WD0K KQ1P N8BB N4MJ K9OSC K6MGO N8LA N8APO K9EYT
100+	K1IEE W4DUK KE5YUM N2ESE WX4RM WA8SAN WG8Y KD2MX N0TA K4KRW WB8ENE
125+	KU4A K4BAI NF8M K3RLL K4JPN K2CWM N4FI KD0V
150+	W2SH WB8LZG W9CC N8XMS
175+	K3WWP KA2KGP W2JEK

## SPRINT SOAPBOX

**WA2NYY** - Tonight was the most fun I've had in awhile. Finally got to hear my neighbor WB2LQF on 20m. Moved to 40 and made a few decent contacts and on to 80, which was really hot. I had a really good run for about 30 minutes with many stations calling me. 5 watt pileups are great! Conditions were a bit noisy on 80 but I think I got everyone I was able to hear. Thanks for all the Qs. Mark

**WB2LQF** - Noisy night on 40M but fun as usual. Really enjoying my new FTdx10's great receiver. Finally solved the "scratchy dits" problem that's been plaguing my bug for the last two weeks. Wasn't the bug! I had a cootie connected in parallel and a loose post on the bottom of it was being bounced by my heavy bug fist. So folks, check all your parallel-connected keys HI.

**KN1H** - As always a very enjoyable sprint, the noisy atmosphere made it just a little challenging. Good to exercise the Nye Viking Master key. 72, John

**KN2G** - First try with the auto logger on my new laptop. Until now it was all done by hand and pecked out on a tablet... The vertical got no responses. The inverted v gave me all the contacts tonight. The bands were active, maybe too active! As always, too much fun to be legal!

**WA2FBN** - Tough band conditions; 40m very noisy with 80m a little better and some stronger sigs. Tnx to all who copied me out of the noise. 72 Ken



# NAQCC CHALLENGE

BY GARY, K1YAN #2365

## THIS MONTH'S LETTER CHALLENGE: COLLINS RADIO

The Collins Radio Company name brings to mind a rugged, high end, quality radio with a price tag to match. They were pioneers of some of the first early HF transceivers.

Are you thinking KWM-1? Good guess, but roll the clock back to July 1945 when the Collins Company contracted with the US government to provide a high frequency military transceiver to be known as the ARC-2. It was built like a battleship with a price tag of about \$2300 (enlisted military base pay at the time, for those with less than three years service, ranged from \$50 to \$138 per month). A contract was signed for the slightly modified model RT-91/ARC-2A in May 1952.

The RT-91/ARC-2 was designed to be installed in all types of Naval aircraft. It was an AM, CW, MCW,



25-tube radio that ran on 26.5 VDC, which was supplied by a dynamotor. It weighed in at a respectable 63.5 pounds for the radio and was about 8" x16"x 22" overall. Add about 20 more pounds of accessories and you were good to go. The radio's 17 to 30 watts output, over its 2 to 9 MHz range, was accomplished with four 1625 tubes in the final amplifier... no worries about pushing the finals too hard. Eight pre-set autotune channels could be manually or electrically selected within this range.

Autotuning was done with a system of motors, gears and control circuits that allowed channel selection using a remote channel selection switch.

For some nice photos and info on this radio and other vintage equipment, visit the AAFRadio website at

<https://aafradio.org>.



### SUBMITTING YOUR ENTRY

The easiest way is to use the great tool hosted by Robby WB5RVZ. Create an account, choose this month's challenge, and paste in all the eligible calls you worked. It will apply the letters, tell you what you're missing, and fill out the email for you. <http://naqccletters.azurewebsites.net/>

If you want to do it by hand, or got some but not all of the words and want to pick up a participation point, send an email to

Subject: (your call) NAQCC (month) Challenge  
 Body:  
 your call:  
 word1 - call1 call2 call3  
 word2 - call1 call2 call3

### RULES:

Just make ALL the words from calls of stations you work subject to the General Challenge Rules. (Any spaces in the phrases should be ignored. For example the challenge phrase "INVERTED V ANTENNA" should be treated as if it is the single word "INVERTEDVANTENNA.")

Each letter in a callsign you work during the month can be used twice to complete the challenge words. Complete rules, information, and a helpful tutorial on how to organize your work for an alphabet challenge along with detailed general rules and submission instructions can be found at [http://naqcc.info/challenges\\_rules.html](http://naqcc.info/challenges_rules.html)

### WORDS

- COLLINS RT91 ARC2
- NAVAL AIRCRAFT RADIO
- AM CW MCW MODES
- EIGHT PRESET AUTOTUNE CHANNELS
- DYNAMOTOR POWER

### MARCH CHALLENGE TRACKER:

1	2	9	A	C	D	E	F	G	H	I	L	M	N	O	P	R	S	T	U	V	W	Y

Every time you work a new station this month, mark off the lowest box under each letter of the call to track your progress and see what letters you still need.



Entering the Challenges earns you participation points so you're eligible for the best prizes in the annual anniversary drawings.

## NEXT MONTH'S CHALLENGE

Did you know that every month has several names for its full moon? Some are defined by solstices or equinoxes and others come from folklore. This challenge tests your knowledge of the names used in the Northern hemisphere.

<http://naqcc.info/challenges/challenges202105.html>


## LAST MONTH'S CHALLENGE

The deadline for submissions for our March Fluffernutter challenge is still a few days away. You can see what has been submitted so far at <http://www.naqcc.info/challenges/challenges202103.html> and final results will be posted on that page shortly after the 10th of the month.

## CHALLENGE HONOR ROLL

We honor the following members for their outstanding participation over the years in our monthly challenges. Exact counts can be seen at [http://naqcc.info/challenges\\_sdchedule.html](http://naqcc.info/challenges_sdchedule.html).

Number of Challenges	Members
25+	AK3X KJ4R W3IQ VE3DQN KU4A AH6AX KD0V K9OSC WB4OMM N1JI KA5PVB WY3H VE3HUR KI4IO N1LU N4OW WY7N KD2MX KB1M
50+	VE3FUJ PA9CW WI5H NF1U N9SE G3JFS WA2FBN
75+	PA0XAW
100+	K1IEE K1YAN
125+	
150+	K3WWP W2JEK N8XMS



xkcd.com

REVERSE POLISH SAUSAGE



# NAQCC AWARDS

You may already be a winner! NAQCC has an extensive list of awards. Check your log to see if you're close, or just need to submit. Complete details can be found at <http://naqcc.info/awards.html>.

## FEATURED AWARDS:

### FRIENDSHIP CLUB

Earn points for QSO's with members with more points being assigned to contest/sprint QSO's and especially where you really learn something about who you are working. Or work 200 different members counting each as simply a one-point QSO regardless of type. The choice is yours.

Details:

[http://naqcc.info/awards\\_workedmembers.html](http://naqcc.info/awards_workedmembers.html)

### NEW MEMBER AMBASSADOR

Work at least 25 different new members who have joined the NAQCC during the current calendar year. Details:

[http://naqcc.info/awards\\_ambassador.html](http://naqcc.info/awards_ambassador.html)

## RECENTLY ISSUED AWARDS:

### 1000 MPW

Nr	Call	Worked	MPW	Award Date	Notes & Antenna
0575	VK5GG	VE3DZ	2,070	03/15/21	W3EDP EF Wire
0574	KB1FGC	NY2PO	1,860	03/11/21	OCF Inv Vee @37'
0573	KB1FGC	K1WGM	1,140	03/11/21	OCF Inv Vee @37'

### 30-30 Award - 1 Month

Nr	Call	Month	Date	
0045	PA9CW	Feb 2021	03/26/21	all DX Contacts
0046	PA9CW	Mar 2021	03/26/21	all DX Contacts



Awards earn you participation points so you're eligible for the best prizes in the annual anniversary drawings.




# FOUR SATURDAYS, FORTY METERS, AND FIFTY YEARS

BY PAUL, N8XMS #675

## SATURDAY, MARCH 6, 1971:

I was a sixteen-year-old Novice with about seven months of rather mediocre operating experience. My callsign was WNØBJC, and on this Saturday morning I sat down in my basement shack in Sioux Falls, South Dakota, and powered up my gear.



Sioux Falls, So. Dakota 57105  
105 E. 26th St.

# WNØBJC

Paul Huff

My receiver was a 38-pound boat anchor, a Hammarlund HQ170, that had been given to me by my grandfather, WØMA. It was about 12-years-old but in excellent condition, and was still just about “state of the art” for the day. My transmitter was an ancient, and far from “state of the art,” Heathkit AT-1 that had been loaned to me by my shop teacher, who was also a ham. For an antenna I had a rather short random wire in an inverted-L formation. It was only 10 or 12 feet above the ground and for most of its length ran along only about two inches away from the side of the house. A home-brew tuner matched the antenna to the transmitter.

## Two hundred and ninety four miles

**away**, in Hudson, Iowa, another sixteen-year-old Novice, Jerry, WNØDBG, also powered up the gear in his shack. Jerry’s father had been a ham but his license had lapsed. So when Jerry started to show an interest in the hobby his dad decided to relicense. They tested together and were issued back-to-back calls, WNØDBG (Jerry), and WNØDBH (dad). Their station consisted of a Johnson Viking II transmitter, still popular with vintage collectors and users today, and a Hallicrafters SX101 receiver. The antenna was a relatively low 40-meter inverted-V.



BOX 87 - HUDSON, IOWA

# WNØDBH

We QSO'd 3-6-71 ON 7.160 M.C. AT 9:15  
CST. UR RST 599 . XMTR IS A VIKING II.  
RCVR IS AN SX 101.

At about 1510 UTC (9:10 AM local) I took my straight key and sent out a CQ on 7.160 MHz (MC back then). In those days Novices were required to use crystal frequency control for their transmissions so it was usually necessary to tune your receiver above and below the actual transmitting frequency to listen for a reply to your call—sort of an extreme version of operating split.

But on this day Jerry's crystal was a match and he answered my CQ right on frequency.


The short skip conditions were good and we exchanged 589 and 599 signal reports. A thirty minute QSO followed with the usual kind of content. A note in my written logbook says "FB QSO." I was Jerry's first South Dakota contact and we later mailed QSL cards to each other to confirm the QSO.

Three months after the QSO with Jerry, my dad moved our family to California where he pursued a graduate degree. A year after that we moved to Michigan. Those moves took me off the air and resulted in a lapsed ticket. College, marriage, career, and family life, kept me away from the hobby for the next 20-plus years. I finally relicensed with the call N8XMS in 1993, and after a few years I started to focus in as a 100% QRP/CW operator. I served as the president of the NAQCC for several years.


Jerry has been continuously licensed and active in ham radio since 1970. He earned his General class license in 1971 and Extra class in 1975. Over the years he has tried many different aspects of the hobby but QRP CW and building home-brew gear have been his pillars. Jerry continues to have a strong passion for those activities today.

### SATURDAY, FEBRUARY 9, 2008:

About 1900 UTC I started a QRP/CW QSO, using my Elecraft K1 and Cushcraft R7 vertical, with W0PWE on 7.030 MHz. He said his name was Jerry and that he was in Johnston, IA. There were plenty of "Jerrys," and even more "lowas," in my log by that time so none of that information stood out in my mind. But what did grab my attention was the



fact that Jerry was also QRP with two watts from a home-brew rig into a trapped inverted-V antenna. So after our QSO I looked him up on QRZ.com to see if he had posted anything about his QRP activities. That page gave me a link to his personal webpage where I learned that he had started out his ham radio life in 1970 as WN0DBG. That still didn't mean anything to me but the 1970 date and the Great Plains location made me say to myself, "I wonder..." So I got out the handful of QSL cards that I still had from my short time as a Novice and ... BINGO, there was the WN0DBG card for that 1971 QSO! I was both amazed and thrilled. We followed up this QSO with some email exchanges. He got a real kick out of it as well.



(Jerry's father had originally held the callsigns W9DKP and W0PWE. Jerry was able to acquire the W0PWE call, in memory of his father, through the vanity callsign program.

This was only the second time that I have worked someone in the "second phase" of my hobby whom I had also worked in my Novice days. The other one is Will, WA0WZJ, now KE0Z. Will also lived in Sioux Falls and we belonged to the same local ham radio club. I think that we also went to the same high school, but I don't remember being in any classes with him. We had a cross-town QSO on January 23, 1971, and then several more in the mid-90's to early 2000's.)



### **SATURDAY, FEBRUARY 23, 2019:**

At about 1910 UTC Jerry and I had our third QSO, this time on 7.042 MHz. Conditions were poor with deep QSB so we didn't hold it for long. I was running 5 watts from my Elecraft K2 into my old R7 vertical, and Jerry was mobil with 5 watts from a home-brew rig into a Hamstick. He was in Wisconsin on his way to Milwaukee.

On the QSL card that Jerry sent me for this contact he wrote, "Tnx for your QSL and for another QSO! We should QSO on 3/6/2021 to celebrate our Novice QSO 50 year anniversary." I had not even thought of that, but what a great idea! In November of 2020 Jerry sent me a reminder email and we set up a schedule on our calendars.

### **SATURDAY, MARCH 6, 2021:**

Our original QSO had been at 1510 UTC on 7.160 MHz. Since that old Novice frequency is now a part of the 40-meter phone band we decided to use 7.110 instead. Both of us were really looking forward to having this special anniversary QSO

but a boneheaded mistake on my part almost spoiled it!


I do all of my logging on a computer that automatically keeps track of the time. I also have a small 24-hour digital UTC clock on my desk, but because of the computer software I rarely look at it. As I was going about my various morning activities I kept an eye on that digital clock, but didn't really critically think about it. Unbeknownst to me it was an hour slow!

At 1510 UTC Jerry tuned his Elecraft KX3 to 7.110 MHz and started calling me on his 80-meter doublet. After several minutes of unsuccessful calls, and after checking some online propagation reports, which were poor, he decided that the QSO wasn't going to happen. Of course he didn't know that I hadn't even turned on my radio yet! He sent me a "too bad" email and got busy with other things.

When my little digital clock read 1440 (actually 1540) I sat down at my operating desk, turned on my K2, and started my logging software. Almost simultaneously I saw the email from Jerry and the correct time on the computer, and my heart sank! On the off chance that he was still on frequency I

started sending out calls for him. In between calls, as I listened for a reply, I wrote and sent an “I’m sorry for my stupid mistake” email.

After almost 30 minutes of periodic calling, and without any response to the email that I had sent, I was about to give up. I was actually getting up out of my chair to tell my wife about the disaster that I had caused, when Jerry answered my last call! He had left his radio on, and as he walked by his shack door, he heard



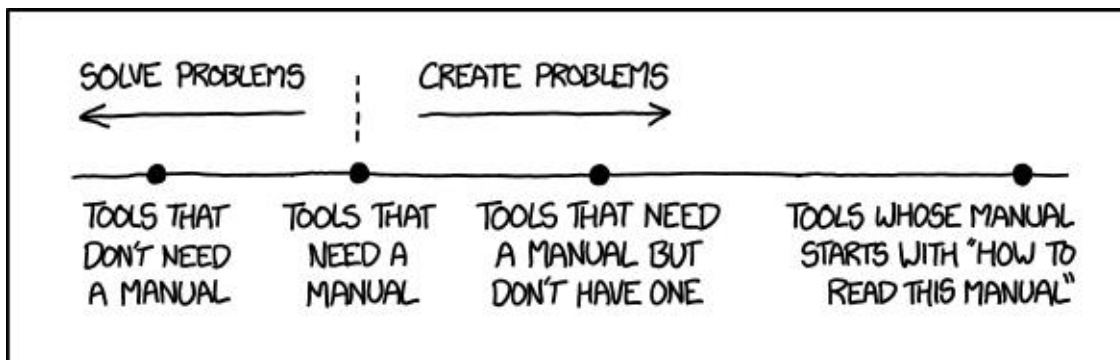
me calling! It was 1610 UTC, an hour late, but as Jerry later put it; in the more than 438,000 hours that had passed between our first and last QSOs, one hour represents a margin of error of only 0.00028%. I like the way that man thinks!

Conditions were not all that great. We exchanged decent QRP signal reports of 569 and 579, but the periodic QSB made the copy a little bit difficult at times. We chatted with each other for a while and then closed by setting a schedule for another

QSO in 2071! We will be 116 years old, so look for our report in the April edition of the newsletter that year.

So there it was, a 50th anniversary QSO! As a sixteen year old kid I couldn’t even visualize five years into the future, let alone fifty! But as a 66-year old-senior, it doesn’t seem like 1971 was all that long ago! I guess that’s part of Einstein’s theory of relativity.

– Paul, N8XMS #675



# PORTABLE FLORIDA OPS 2020— PART 4

BY GREGG, WB8LZG #1444

What a difference a good antenna makes. My addition of the 75-foot long-wire up in a pine tree is a big success with many more QSOs in the log because of it. I'm still afraid that it may break in the breeze. After all it's only 22-gauge wire.

The plus side is nobody can see it. I still can't get it to cooperate with me on 20 meters though. I spent about two hours one afternoon, adding and trimming different length stubs for the lower end. Best SWR I got for my troubles was 2.5 to 1. Usable but not pretty! This also detuned my 30 and 80 meter matches.

I think I'm dealing with two problems on 20. The length of the wire (75 feet is a bit more than a full wavelength), and the length of my feedline (30 ft is a bit under  $\frac{1}{4}$  wave on 20). So I put it back the way I started with about three feet of stub. You know the old saying "If it works, don't mess with it." That was sound advice in this instance.

## WORKING WARC & ACROSS THE WATER

I've decided to make a special attempt to work more on the WARC bands. I typically don't operate on the WARC bands from home due to the lack of resonant antennas and space. Now 80, 40, 30, 17, and 15 meters are all "happy." I noticed right away a nice improvement on the variety and strength of stations I was hearing. Plus now they could hear me!

40 meters was open nicely to Europe on the eve of Jan 27, 2021. I listened in on the "gray line" at dusk and was happy to hear much of eastern Europe as well as some African stations. My best DX to date was the Caymans. Not exactly DX from here, but it was something other than the U.S.A.

I wondered if they could hear me "across the pond" with just 5 watts? I threw my call into the pileups. I started out with Guadalupe in the Caribbean, and then worked Serbia, Italy, Slovenia, and the Madeira Islands. Also grabbed were several K3Y/XX stations for the SKCC anniversary, and a Canadian to top it off. Worked some more K3Y/XX boys the next day on 30 and 17. So I'm glad my new wire plays.

## NEXT UP, WINTER FIELD DAY

I usually don't play in the Winter Field Day in Michigan due to the frigid temps. This was different. At 65–75 degrees F, it was just like a regular Field Day. In order to play by the rules I had to take down and reassemble my station over 30-feet away from the regular location. So I went for the carport on the other side of the house. I carefully pulled the antenna wire around the side of the carport and anchored it off on the post. A quick test showed all was well. I wondered how



WFD sure didn't feel like winter from WCF

my 5 watts would stack up in the heat of WFD. I jumped in right at the start and was doing OK. Just OK, I was only getting a good QSO every five minutes or so. Many I had to work for. Yet some were nabbed on the first call. Lots of fun to work several in a row while moving up the band.

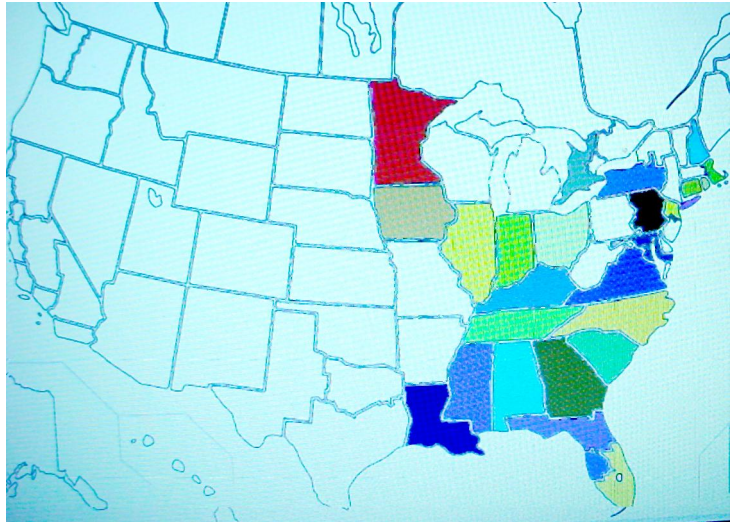
But for every easy one there were several times where my five watts was only just above the noise on the other end. I also got pushed around by the “kilowatt boys” a few times. But that’s what QRP contesting is all about. I concentrated mostly on 40M, with a few on 20M.

I paused for the night at dinner time figuring I would try 80M in the morning and “clean up” working the west coast sections. I got up early the next day connected the rig and expected fun on 80. Up and down the band nary a peep was heard. I went out to look if my antenna had blown down. Still up there. It looked as if Ol’ Sol was making propagation interesting. Back to 40M and after barely getting a few more in a few hours, I went QRT.

### STRANGE PROPOGATION

Later in the day, glancing through the log, I brought up the states worked map, and checked the stats. The map shows just how strange the propagation was. Under “normal” conditions I would expect to work many western states ( CA, AZ, TX ,WA, etc.) but I didn’t hear much west of the Mississippi river. Nearly all of the signals were from the north. A “black hole” to the west.

I had a good time at five watts competing with the higher power stations. Always amazes me what five watts and a wire will do. Sixty-four QSOs with 27 sections in about six hours operating time.



Sections worked map, shows the propagation I had from WCF

One interesting observation was how many Ohio stations were operating from outdoors! Wow! Those guys are tough! They must of had their Polar Long Johns on!

The NAQCC sprint in February was another fun time. I topped the score of my last sprint, with 17 QSOs in 12 states on 40 meters. It’s also interesting to “do the sprints” from a different QTH. I work many of the usual suspects, But I also found it was easy to work the Mich, Ohio, Indiana, stations that I normally don’t get a chance to work, due to the skip zone from the QTH in lower Mich.



This was one of the sleeping cars for the circus crew

## RIDING THE RAILS

There was also time for non-ham activities. The XYL and I packed up the bikes and rode the "Legacy Trail." It's an old rail trail that connected the Ringling Bros B & B circus to the main tracks and on to the rest of the country. That's how the circus animals came to all of America back in the 50s and 60s. You can almost hear the lions, zebras, elephants, and monkey chatter as you "ride the rails." It runs from Venice to the north through several parks and nature areas, to just south of Sarasota. We stopped at Osprey State park along the way to rest and have a picnic lunch. Flowers were blooming everywhere.

I thought this would be a good park for a Field Day operation. Plenty of trees and open areas. There were several DNR officers trapping an unwanted alligator out of the swimming pond. I talked with one of the Conservation Officers there about radio operations from the parks. He informed me that as long as I had a permit from the county parks department, then a group operation like Field Day would be most welcome. The park routinely rents pavilions to youth groups, Scouts, etc.

This was a great way to spend a day enjoying the outdoors. Next up is the Cape Haze Trail.

While biking around the homefront I ran into a "local" specializing in Comforting Head Massage. I couldn't resist trying one! Ahhhhh .....

I then tried to get on the air more around the evening "gray line." Several stations from Europe and South America heard, but not worked. The Caribbean stations are starting to work their way into the log also, as I just worked Turks and Caicos, along with the US Virgin Islands.



A portion of the original tracks and trestle over a creek

I have also had the pleasure of working about five stations QRP to QRP. It's always very special to have a QSO with a fellow QRPer. Still enjoying nabbing a new SKCC number every other day or so. I have over five pages in the log plus a bunch of contest QSOs. I may be able to gather enough contacts to obtain my next ranking soon. I still have time for another adventure before we head back north, so stay tuned for more next time.

73 , Gregg WB8LZG



Manatee Massage Man and me



# NAQCC QRS/QRQ NETS

We have a number of nets (QRS = slow speed, QRQ = higher speed) designed to help people build up their CW operating skills. Complete information about these nets can be found at [http://naqcc.info/cw\\_nets.html](http://naqcc.info/cw_nets.html). Questions should be directed to Net Manager Mark, W8EWH.

NAQCC Net Schedule				
Net	Local Time	UTC	Freq +/-	Primary NCS
FarnsWord QRQ Round Table Nets (FRN)	Sunday	Monday		
	5 PM PDT	0000 Z	5332 kHz (ch1) Alt = 5348kHz	60m JB NR5NN (CA)
	7 PM PDT <i>New time</i>	0200 Z	3554 kHz	80m Rick N6IET (CA)
East Texas QRS Net (ETN)	Monday 7pm CDT	Tuesday 0000 Z	7066 kHz Summer 3566 kHz Winter	Allen KA5TJS (TX)
Midwest QRS Net (MWN)	Monday 7:30 CDT	Tuesday 0030 Z	7031 kHz	Bob W0CC (KS)
Pacific Northwest 80m QRS Net (PNW80)	Thursday 6 PM PDT	Friday 0100 Z	3556.5 kHz	Stewart KE7LKW (WA)
The 1 Land QRS Net (1LND)			3560 or 3565 kHz	Ed K1RID (ME)

**Note: On the rare occasions that there is a conflict between one of our scheduled nets and one of our regular sprints, the sprint will take precedence.**

## NET CONTROL STATION REPORTS

### NAQCC FARNSWORD QRQ ROUND TABLE NETS (FRN)

Sunday evenings 5:00 PM PDT, which is Monday 0000 UTC, on 5332 kHz (Ch 1)  
 Sunday evenings **7:00 PM PDT**, which is Monday **0200 UTC**, on 3554 kHz +/-  
 60m NCS - JB NR5NN (CA); 80m NCS - Rick N6IET (CA)

### FRN/60 FarnsWord QRQ Round Table Net QNS - JB NR5NN NCS

- Mar 01 - QNS (8) NR5NN NCS, K6JJR,  
N6IET, N6VN, KW6G, K6GVG,  
AI6SL, WJ7S
- Mar 08 - QNS (8) NR5NN NCS, K6JJR,  
N6IET, K6GVG, AI6SL, W6MK,  
WJ7S, KW6G
- Mar 15 - QNS (10) NR5NN NCS, AI6SL,  
N6VN, K6GVG, K6JJR, KW6G,  
N6IET, W6MK, K0DTJ, WJ7S
- Mar 22 - QNS (8) NR5NN NCS, WJ7S,  
KB6FPW, KW6G, K6GVG,  
N6IET, N6VN, K6JJR
- Mar 29 - QNS (8) NR5NN NCS, KW6G,  
K6JJR, W6MK, N6IET, K6GVG,  
WJ7S, AI6SL

### FRN/80 FarnsWord QRQ Round Table Net QNS - Rick N6IET NCS

- Mar 01 - QNS (9) N6IET NCS, KW6G,  
NR5NN, K6GVG, K6JJR, N6VN,  
W6MK, WI6O, N6KIX
- Mar 08 - QNS (7) N6IET NCS, KW6G, AI6SL, K6JJR, K6GVG, NR5NN, N6KIX
- Mar 15 - QNS (8) N6IET NCS, KW6G, K6JJR, N6VN, K6GVG, AI6SL, N6KIX, WJ7S
- Mar 22 - QNS (8) N6IET NCS, KW6G, K6JJR, K6GVG, KB6FPW, N6VN, WJ7S, N6KIX
- Mar 29 - QNS (7) N6IET NCS, KW6G, K6JJR, AI6SL, K6GVG, NR5NN, W6MK

### THE NAQCC FARNSWORD QRQ CW ROUND TABLE NETS ...

... promote head copying skills while encouraging participants to send good, properly-spaced code at 21-25 wpm. We typically go two rounds after check-ins, including signal reports and topical commentary about the weather, the pandemic, recent contests or other CW events, antenna experimentation and/or catastrophes, and HF QRP and portable CW operations.

Anybody who can copy and send at least 15 wpm is welcome to participate – you don't have to be a member of NAQCC.

We want to emphasize the importance of "warming up" off the air prior to each net or CW session on the air to reduce errors, which tend to severely interfere with head copy. I use my sidetone and keyer set to my anticipated speed (or slower, at first) to send the alphabet followed by a pangram (sentence using every Morse alpha character at least once), error-free, if possible, by being especially mindful during the exercise, and that really helps me.

### NAQCC EAST TEXAS QRS NET (ETN)

Monday evenings 7PM CDT, which is Tuesday 0000 UTC, on 7066 kHz +/- (Summer) or 3566 kHz +/- (Winter)

Main NCS - Allen KA5TJS (Texas)

MAR 02 - QNI(3) NCS KA5TJS KE5YGA N4NN

Great to be back after 2 weeks off and 5 days without power or water! Good signals last night but had to QSY down to 3.5645 due to QRM. The guys found me!

MAR 09 - QNI(3) NCS KA5TJS KE5YGA N4NN

Very good signals tonight. Both were hitting 599. Next net will be on DST. We will see how that goes.

MAR 16 - QNI(3) NCS KA5TJS KE5YGA N4NN

80 meters was pretty good again tonight. Signals were 579.

MAR 23 QNI(3) NCS KA5TJS KE5YGA KE5YUM

Terry got his antenna almost back up. Still waiting on the center poll so a little low in the middle but good signal tonight. We had to move to 3567kHz due to QRM.

MAR 30 QNI(4) NCS KA5TJS KE5YUM KE5YGA N4NN

Well all signals were 579 or better tonight. Great to hear all three and they pretty much heard each other as well. Guess we will continue on 80 meters for a while and see how it works out.

---

### NAQCC MIDWEST QRS NET (MWN)

Monday evenings 7:30PM CDT, which is Tuesday 0030 UTC, on 7031 kHz +/-  
Main NCS - Bob W0CC (Kansas)

MAR 01 - QNI(3) W0CC, KB7LAK, AE4YP

Both Justin in Ogden, UT and Ron in Vero Beach, FL did GREAT JOBS pulling out the signal with QRN and QSB. Both are Excellent QRRP OPs!

MAR 08 - QNI(0) W0CC

The CW portion of the 40 meter band was pretty quiet tonight. Next week will be better!

MAR 15 - QNI(3) W0CC, N8HWV, AI8AI

Both Nate and Al did GREAT JOBS picking out the signal with heavy QSB and QRM! Hope to hear both of them next week!

MAR 22 - QNI(2) W0CC, W5HRH

Rudy did a GREAT Job of pulling out my signal from the QSB and QRM.

MAR 29 - QNI(0) W0CC

Had to start on 7.0315 because of ongoing QSO; however, was able to return to 7.031. Heard other stations calling CQ up and down from 7.031. Next week will be better!

---

### NAQCC PACIFIC NORTHWEST QRS 80 METER NET (PNW80)

Thursday evenings 6PM PDT, which is Friday 0100 UTC on 3556.5 kHz +/-  
Main NCS - Stewart KE7LKW (Washington State)

MAR 05 - QNI (7) NCS KE7LKW, AD7BP, WB4SPB, WB7WHG, W7ANM, K7JUV, KI7SJE

MAR 12 - PNW QNI (9) NCS KE7LKW, AD7BP, WB4SPB, WB7WHG, W7ANM, N0DA, KI7SJE, WA5GUL, W7JUV


MAR 19 - PNW QNI (8) NCS KE7LKW, AD7BP, WB4SPB, WB7WHG, W7ANM, N0DA, KI7SJE, K7JUV

MAR 26 - PNW QNI (8) NCS KE7LKW, AD7BP, WB4SPB, WB7WHG, W7ANM, N0DA, KI7SJE, K7JUV

## NAQCC 1 LAND QRS NET (1LND)

Main NCS Ed K1RID (Maine)

The 1LND Net suspended operations in March as Ed looks to find a new day/time to hold this net.



Dick Sylvan, W9CBT, #2062, has been a QRP/CW operator for a long time. He is also a very accomplished ham radio cartoonist and his work has appeared previously in the K9YA Telegraph newsletter. His book "HI HI - A Collection of Ham Radio Cartoons" is available at [www.lulu.com](http://www.lulu.com).

# NAQCC CHAPTER NEWS


The North American QRP CW Club currently has six local chapters - Western Pennsylvania, West Florida, Illowa, Downeast Maine, Long Island, and Florida - but we would be more than happy to expand on that list. Chapters are more or less independent local gatherings organized by NAQCC members in a geographical area and subject to a list of guidelines from the NAQCC. They provide opportunities to have fun and to promote our parallel passions of QRP and CW. If you are interested in forming a local chapter please contact Club President Steve WB4OMM.

If your chapter is planning a portable operation activity and would like to have it promoted on the club email list or in the newsletter, send an email with the subject "NAQCC Portable Operation" and with the exact wording of the announcement to Steve, at the email address listed on the last page about a week before the operation. Please be sure to include the UTC time for the event and not just the local time.

A report about your chapter activity should appear here. Please send them to KD2MX or N8XMS at the email addresses listed on the last page.

NAQCC chapters located in the United States are welcome to use the NAQCC Club call, N3AQC for their special operations. Please contact call sign trustee Please contact call sign trustee, Club VP John KK4ITX, to schedule the use of N3AQC.

## NAQCC FLORIDA CHAPTER



Items in this section are from the Florida Chapter unless otherwise credited. Questions and comments should go to Nikki, KM4SBQ.

The Florida Chapter website is <http://wb4omm.com/naqcc-fl-chapter>.

### BUSCHMAN PARK

On Friday, March 19, 2021 the Florida Chapter of NAQCC held our latest "Parkpedition" at Buschman Park in Port Orange, Florida.

Buschman Park is 30 acres and has lots of wildlife. The park is also a Halifax River Audubon Bird Sanctuary. The land was labeled as a problem property due to years of issues and drug related arrests, so the City ultimately took it.

We arrived between 9AM and 9:30AM to a temperature of 68 degrees and a 10-15MPH



We arrived between 9AM and 9:30AM to a temperature of 68 degrees and a 10-15MPH breeze. When we left it was 66 degrees.

This trip we had a total of 4 members and 1 non-member / 1 operator in our group to include: Steve WB4OMM #5274; John KD4JS #8019, Phil NW4X #8927, Mike NE8P and Nikki KM4SBQ #8749.

Steve's Elecraft KX-3 to a ground mounted Hamstick vertical on 20M and his AME Paddle. Steve was able to work 7 members and 1 non member for a total of 8 contacts.

Walt KB1M #8058 NH, Glenn KD0Q #10696 IA, Charles N0RZ #1146 KS, Larry VA3NU #1503 ON, Ed W0RJW MI, Mark NX1K #1949 WI (5W), Curt K2CWM #3457 NJ and Oleg K1WAT #4528 PA (1W)



Steve WB4OMM #5913, John KD4JS #8019,  
Phil NW4X #8927 and Mike NE8P

Many thanks to those who listened for us and helped make this another successful NAQCC-FL event!



## NAQCC WEST FLORIDA CHAPTER



Items in this section are from the West Florida Chapter unless otherwise credited. Questions and comments should go to Ron, N9EE.

The chapter's web site is

<https://www.facebook.com/groups/967110089994401/>.

### CHINSEGUT NATURE CENTER BROOKSVILLE, FL MARCH 26, 2021

Did QRP event at Chinsegut Nature Center park with Sprind Hill ARC on March 26. I set up my IC705 with two HamSticks as dipole on 20m.

Attending Lenny, WS8O, Frank, WA2UFD, both with FT891 and verticals.

Log N9EE

CALL	TIME	RST/MYRST	FREQ	COMMENT
HP3SS	0931	599/599	14.023	
KW7D	0935	569/559	14.018	Paul, NM
VE2ZAC	0947	599/579	14.038	Gerald
OA1F	1008	599/?	14.005	lost him
KC1BMD	1044	569/599	14.036	Norm, ME
W2BY	1054	599/599	14.044	Mike, TX SDR and AL800 at 300W







## LATTUCE LAKE PARK MARCH 27, 2021

Attending were Walt, KD4BBQ working and testing his FT991 with LiFePO4 battery pack and vertical, Frank, KG9H from Chicago with his Xiego X5101 (first time I had seen one of these up close, very nice little QRP rig although Frank said his like the G90 more) and me with my IC705 and 2 HamSticks as dipole on 20m.

Got to the park around 9:15 and left around 1PM.

Most were real QSOs in that we talked for a while, some were contesting. Had very good day.

Only other activity was there were some medication group having their event close by, but we did not disturb them, seems they got some healing, hi.

Log of N9EE

Rig: IC705 with two 20m HamSticks configured as dipole up 8 ft.

CALL	TIME	RST/MY	RST FREQ	COMMENTS
K2NV	0956	599/F99	14030	Tony
KA3LOC	1010	599/599	14.050	Rich, KS, SKCC 6605
WW2DEM	1028	589/449	14.062	Chuck, NY, USS Slater using ships wire antennas
WI2X	1037	559/579	14.063	POTA
K9OZ	1039	559/559	14.064	SOTA
N5KIP	1215	589/539	14.052	Dick, TX, SKCC 3755s, 75W Horiz Loop
KB8MMS	1223	559/449	14.062	Bill, MI





## NAQCC LONG ISLAND CHAPTER



Items in this section are from the Long Island Chapter unless otherwise credited.

Questions and comments should go to Howard, WB2UZE.

No Report

## NAQCC ILLOWA CHAPTER



Items in this section are from the Illowa Chapter unless otherwise credited.

Questions and comments should go to Tim, N9BIL.

The Illowa Chapter operates in the “Quad Cities” area of Davenport, IA / Moline, IL.

The Illowa Chapter website is at <https://sites.google.com/site/naqccillowa2/>.

No Report

## NAQCC WESTERN PENNSYLVANIA CHAPTER



Items in this section are from the Western Pennsylvania Chapter unless otherwise credited. Questions and comments should go to John, K3WWP.

The WPA Chapter has suspended all its activities until further notice because of the virus situation.

## NAQCC DOWNEAST MAINE CHAPTER



Items in this section are from the Downeast Maine Chapter unless otherwise credited. Questions and comments should be directed to Jeff, KA1DBE.

The chapter is located in the Hancock and Washington counties area of Maine.

No Report



# NAQCC CLUB INFORMATION

## STATEMENT OF PURPOSE

Amateur radio has something for everyone. For a growing number of folks, the challenge of "doing the most with the least" makes QRP (and QRPp) CW operating the greatest thrill available in amateur radio. The North American QRP CW Club Inc. exists to promote and pursue designing, information sharing, building, and operation of low power, Morse Code enabled Amateur Radio (FCC Part 97) equipment with simple wire antennas for both emergency and personal communications purposes, an exciting facet of the hobby.

The NAQCC provides numerous opportunities for hams to operate in QRP/CW activities. For contest types we have a popular monthly 2-hour sprint that runs at relatively low CW speeds and at a fairly relaxed pace to increase code skills and experiment with different antennas. Three special sprints also take place during the year for 160-meter and QRPp (less than 1W of power) operators. For a month-long activity we offer our members a Monthly Challenge that can be anything from forming a list of words from the calls of stations worked, to making a prescribed number of contacts using home-brew gear. There is also an extensive awards program to recognize the significant QRP/CW accomplishments of our members.

We also serve as a resource for people who are just getting started in QRP and/or CW, sharing information on low power Morse operations. Our slow-speed CW nets are a great place for beginners to practice Morse code under real on-air conditions. Beginners will also find a wealth of helpful information on these web pages and we are more than willing to answer any questions about QRP, CW, and simple wire antennas that you might have. An extensive monthly newsletter is filled with useful projects and news from fellow QRPers.

A number of local NAQCC Chapters offer opportunities to get together for in person socializing and QRP/CW activities. Portable operations are especially popular with the local chapters.

Whether you are a veteran ham radio operator who is looking for a new challenge in the hobby, or a beginner who is intrigued by the possibilities of QRP/CW communication, we cordially invite you to join us. Membership is free and the benefits and fun are significant.

## REPRINT POLICY

Unless otherwise stated in the article, local clubs and other ham radio organizations are free to reprint featured articles from this newsletter, provided appropriate credit is given to the North American QRP CW Club and the author of the article. If at all possible a link to the club website at <http://www.naqcc.info/> should be included.



## NAQCC CONTACTS

NAQCC President	Steve WB4OMM	sszabo1@cfl.rr.com
NAQCC Vice President	John KK4ITX	jleahy00@yahoo.com
NAQCC Secretary	Gary AF7T	gary.af7t@gmail.com
NAQCC Treasurer	Jerry K4KBL	digilink@gmail.com
Newsletter Editor	Brent WT4U	wt4u@knoxtour.com
Downeast Maine Chapter	Jeff KA1DBE	j.hanscom@gmail.com
Florida Chapter	Nikki KM4SBQ	nickies1130@aol.com
Western Pennsylvania Chapter	John K3WWP	naqcc33@windstream.net
Illowa Chapter	Tim N9BIL	n9bil@arrl.net
West Florida Chapter	Ron N9EE	n9ee55@gmail.com
Long Island Chapter	Howard WB2UZE	wb2uze@yahoo.com
Member Submissions Member Spotlight	Paul KD2MX	kd2mx@arrl.net
NAQCC CW Nets	Mark W8EWH	mark.yergin@gmail.com

NOTE: These email address are not automatic links.  
They are given here in graphic form to avoid harvesting by spambots.

The North American QRP CW Club Inc., is organized exclusively for scientific purposes within the meaning of Section 501(c)(3) of the Internal Revenue Code of 1986, and the Georgia Nonprofit Corporation Code to advance, promote, and pursue designing, information sharing, building, and operation of low power, Morse Code enabled Amateur Radio (FCC Part 97) equipment with simple wire antennas for both emergency and personal communications purposes. No dues or membership fees - open to any licensed radio amateur or shortwave listener (SWL) worldwide with interest in CW/QRP operation. Encouraging the use of CW and helping all hams increase CW speed and proficiency is a top club priority. Club activities are dedicated to QRP/QRPp operation, using CW and emphasize using simple wire antennas.

The North American QRP CW Club was founded in 2004 by WY3H and K3WWP and now has over 9500 members world wide. Membership is free and anyone interested in CW/QRP operating is welcome. Complete information about the NAQCC, including a membership application, activities schedule, and useful resources, can be found on our website at <http://www.naqcc.info>.

Inquires can be sent to:

Club President Steve Szabo, WB4OMM  
536 Central Park Blvd  
Port Orange, FL 32127 USA

