

# NAQCC NEWS

ISSUE 220 OCTOBER 2016



## KEY CLICKS

- **OUR 12TH ANNIVERSARY CELEBRATION IS HERE!** In just a few days the week long celebration of the 12th anniversary of the NAQCC will begin and we hope that everyone will join in on the fun. See the article later in this issue for the full details.
- **N3AQC IS NOW ON LOTW.** Our N3AQC QSL manager Gary, AG1T, has put our club callsign on the ARRL's Logbook Of The World QSL system. All future N3AQC QSOs will be logged into LOTW and as many as possible of our past logs have been uploaded as well. Of course direct QSLs are also still available for N3AQC contacts. We thank Gary for all of his work on this.
- **NEWSLETTER ARTICLES WANTED.** I have a cache of feature articles for the newsletter that should take us through the end of this year but after that I could use some more. If you bought a new piece of gear that you could review, did an interesting home-brew project, or enjoyed a fun portable QRP experience please consider sharing it with us. You don't need to produce some piece of exalted prose or worry about fancy formatting. Just a simple text file along with a few pictures would be great. Longer submissions can be used as feature articles and shorter ones make great items for our *Member Submissions* section.
- **LOG THOSE SPRINT QSOs!** In recent months we have had several situations where sprint participants questioned whether or not they should have included certain QSOs in their sprint log. One member had forgotten to turn down his power to 5 watts for his first few contacts. Another person accidentally sent his SKCC membership number instead of his NAQCC number. Both of these are easy mistakes to make and we certainly appreciate the error-makers questioning of whether or not the QSOs should be in their log. But generally speaking these kinds of QSOs should be included in your log. For more details please see the item in the *Sprints* section of this newsletter.
- **SPRINT LOG CONFIRMATION EMAILS BEING FILTERED TO SPAM.** A number of reports were received last month from members who said that the automatic email that was sent out after their sprint log was submitted ended up being filtered by their email service into their spam or junk folder. We don't know why this happened and we are looking into it but in the mean time please check your spam folder for that reply email before assuming that there was a problem with your sprint log submission. For more information about this situation, and what you can do about it, please see the *Sprints* section of this newsletter.

### IN THIS ISSUE

Key Clicks	1
NAQCC Anniversary	3
Founding Fathers	5
Field Strength Meters	7
Vacation Portable	10
Member Spotlight	13
Sprints	16
Challenges	20
Awards	22
CW Nets	23
Ham Quips	26
Chapter News	27
Member Submissions	38
About The NAQCC	42
Contacts	43

- **CHECK OUT OUR MONTHLY POLLS.** Jerry, VE6CPP, puts up an interesting poll on our club website each month. You can cast your vote in the current poll and see past poll results using the links on the main club page <http://www.naqcc.info/>. The more people that cast a vote, the more interesting the results.
- **THANK YOU FOR THE DONATIONS!** A big “THANK YOU” goes out to everyone who has made a recent donation to the NAQCC treasury. The NAQCC has no membership dues and we depend on your generous donations to cover our operating expenses. If others would like to help out with a donation there are two ways that you can do it. The first way is to use *PayPal* to electronically send your contribution to Club Vice President John, N8ZYA, using the email found on the last page of this newsletter. To avoid any additional fees please be sure to check the box that says “*I’m sending money to family or friends.*” Also please add a note indicating that this is a donation to the NAQCC and include your call sign. The second way to make a donation is to mail a check or money order made out to *The North American QRP CW Club* and send it to *John Smithson, 1529 Virginia St E, Charleston, WV 25311*. Assuming that we have your correct email address on file, your contribution will be acknowledged by email with a carbon copy sent to a second club officer as a “check and balance.”



# NAQCC 12TH ANNIVERSARY BY PAUL, N8XMS



Our twelfth anniversary celebration is finally here with great QRP/CW activities going on throughout the week - 0000 Z, October 10, through 2400 Z, October 16. (Of course that starts on the evening of October 9 here in North America.) Here is the rundown on our anniversary activities:

We will have 10 special event stations operating QRP/CW throughout the entire week. - N1A, N2A, N3A, N4A, N5A, N6A, N7A, N8A, N9A, and N0A. 57 volunteers (see the list at the end of this article) will be putting these callsigns on the air from all over the continental United States. Most of the activity will be near the standard HF QRP frequencies and all of it will be spotted on our website at [http://www.naqcc.info/spot\\_schedule.php](http://www.naqcc.info/spot_schedule.php). Some of the spots will be posted well in advance but many of them will be made in near real-time so check that spotting page often as you hunt for N#A stations. Special certificates and QSL cards are available for QSOs with our special stations. Complete QSL information can be found at [http://www.naqcc.info/main\\_n3a.html](http://www.naqcc.info/main_n3a.html). (Individual operators will not be processing the QSLs but you are welcome to send them a separate “thank you” QSL if you are so inclined.)

One of the special certificates that can be earned during the week is for completing a 10-district sweep of our N#A stations, and a great chance to do that will be on October 12, 0030-0230 UTC, when all 10 districts will be on the air during our monthly sprint. (That’s the evening of October 11 in North America.) If you have never participated in one of our sprints this would be a really great time to give it a try. They really are a lot of fun - even for “non-contester” types. CW speeds are relatively low, the exchange is simple, and the atmosphere is fairly relaxed and “laid back.” You can find complete information about operating in our sprints, including some logging aides, at [http://www.naqcc.info/sprint\\_rules.html](http://www.naqcc.info/sprint_rules.html). (A couple of “how to” articles also appeared in the July and August 2016 newsletters available at [http://www.naqcc.info/newsletter\\_archive.html](http://www.naqcc.info/newsletter_archive.html).)

As an added incentive to participate in the sprint we have our annual anniversary prize drawing which will be held about 2 weeks after the actual sprint. Every NAQCC member who makes at least one sprint QSO and sends in their log is automatically entered into the drawing for some great prizes. A total of 10 prizes will be given away with the top 3 prizes going to members who have also participated in a number of different club activities throughout the year. (The complete prize eligibility requirements can be seen at [http://www.naqcc.info/prize\\_drawing\\_12th\\_anniv.html](http://www.naqcc.info/prize_drawing_12th_anniv.html).) The actual prizes to be awarded are a closely guarded secret but there are some very nice items in the list. (You can see what was given away the

last couple of years at [http://www.naqcc.info/prize\\_drawing\\_11th\\_anniv.html](http://www.naqcc.info/prize_drawing_11th_anniv.html) and [http://www.naqcc.info/prize\\_drawing\\_10th\\_anniv.html](http://www.naqcc.info/prize_drawing_10th_anniv.html).)

***So please join in on the fun and help us celebrate the amazing 12-year history of our great North American QRP CW Club!***

=====

*In just 12 years the NAQCC has grown from an idea in the minds of two people - WY3H and K3WWP - into a club with more than 8500 members in all 50 US states, 9 VE provinces, and over 100 different countries. We believe it is the largest club in the world that is dedicated to QRP/CW operating with an emphasis on the use of simple wire antennas. You can read about the early history of the club at [http://www.naqcc.info/newsletter\\_history.html](http://www.naqcc.info/newsletter_history.html).*

=====

N#A Volunteer Operators (**Highlighted** operators will be the ones on the air during the sprint.):

N1A - **AB1VL**, W4YFJ, K1RID, N1DN, W1OH, K1OIK  
N2A - **W2WC**, KA2KGP, NW2K, K2CM  
N3A - K3WWP, KC2EGL, WB3FAE, KB3BFQ, AF3Z, **N3HEE**, N3MLB  
N4A - AA4MI, AC4BT, K7HB, WZ2N, **K4BAI**, WA4RG, AB9CA  
N5A - **W5WIL**, KN8KAZ, AF5Q, KF5RZG, WA5LSV, WA5ZKP, KS5H  
N6A - KK6NLZ, **K6MGO**, N6IET, KF6C, WK6L  
N7A - **K7QI**, AB7MP, AE7US, K7DD, N7CQR  
N8A - N8XMS, N8VW, AB8RL, W3IQ, **AA8SN**  
N9A - KD9VT, W3TOS, **NX1K**, AC9EZ, K9XE  
N0A - W0EJ, K8UDH, **N0WKZ**, WB0PYF, W0IIT, K6XT



# FOUNDING FATHERS

## ANNIVERSARY GREETINGS FROM OUR NAQCC FOUNDING PRESIDENT TOM WY3H AND FOUNDING VICE PRESIDENT JOHN K3WWP.

WOW! It seems like only a few years ago that John, K3WWP, and I came up with an idea for a QRP club. I look back on that day with a smile and a bit of a chuckle. John was all for the idea from the get go, but thought at the time that we might attract 50 members. I was a bit more optimistic, I said maybe 100. John mused and said, "Well, maybe."

We did come up with a few different ideas for names for the club and finally settled for the North American QRP CW Club. We also decided that the club would be unique in several ways.

One: membership would be totally free.

Two: Membership is open to any licensed operator, or shortwave listener, anywhere in the world.

Three: The club would encourage (but not mandate) the use of simple wire antennas and straight keys.

Of course, all operation would be at QRP CW levels, 5 watts or less.

John got busy promoting the NAQCC on the Internet and soon, we had a small number of amateur operators sign up. If my memory serves me correct our very first sprint had about 10 or so participants. (I could be wrong about that number) I used a HW-9 with a WARC band pack. That first Sprint was to me, quite exciting.

I'll fast forward a bit. The NAQCC signed up it's 1,000<sup>th</sup> member at the annual Butler, PA Hamfest. Today I see we have signed up more than 8,400 members (some, sad to say, are now silent keys).

What's most encouraging is the number of members signing up who stated that before joining the NAQCC they began to find radio operation (QRO levels) rather boring. QRP operation injected new life into their radio time. Also, NAQCC monthly sprints have garnered more than 100 logs for each event.

Since moving to Georgia my radio time has greatly diminished due to health problems. I am a frequent visitor to the VA Satellite Clinic in Chattanooga and the VA Hospital in Nashville, TN. Although I have a pacemaker I am in constant A-Fib. I also have great difficulty walking and must rest frequently.

But despite that rather gloomy report on my health, I do intend to once again resume somewhat regular radio operating. Today (21 Sept. and the last day of summer) my son Ethan, W3IRS, put up a new random wire antenna for me. Quite soon I hope to have my wonderful KX3 on the air, belting out CW. I look forward to having QRP CW QSOS with NAQCC members.

Best 72 to all.  
Tom, WY3H.

Tom covered the history of the club quite well in his message. I agree that it's hard to believe it's been 12 years since he and I started up the NAQCC. The calendar doesn't lie and that club will be 12 years old the middle of this month of October 2016! For the first 10 years Tom KB3LFC, now WY3H and I John K3WWP nurtured the club along as President and Vice President through those formative times. At the ten year mark we decided it was time to retire from those positions and turn the club over to some younger folks. One of the greatest joys to me coming from that turnover was finding a President (Paul N8XMS) and Vice President (John N8ZYA) who did not come up with a lot of changes for the club and essentially are keeping it running exactly as it did the first 10 years.

The club has continued on an even keel under their leadership for the past two years now. The club membership continues to grow at a steady pace - we've gained some 1,100 new members bringing our total now to some 8,600. Our monthly sprints are remaining at about the same (high) level of participation as two years ago. There has been an increase of interest in our monthly challenges. Average participation in 2016 so far has been 26.2. For all of 2014 it was 20.5. Our CW nets have increased in participation as well as the number of nets. Our awards program is still ambling along at its usual somewhat slow rate. I never could understand why our 'worked members' award called our Friendship Club does not draw more interest. I believe it is much more meaningful than other club's similar awards. All they require is a quick exchange of numbers with other members which when you get down to it doesn't really help all that much to increase the amount of CW activity on the bands. Ours encourages rag chewing by offering more points per QSO for finding out more about the member you are working. Actually it seems the only truly popular NAQCC award is the 1,000 MPW award. Perhaps because it is so very easy to earn while the others do require some effort.

One big and good change is the recent addition of a QSL manager for our club callsign N3AQC. That centralizes the distribution of N3AQC QSL cards to those who want them instead of having each one of us who use N3AQC take care of our own QSL chores.

I had hoped to see club membership reach 10,000 by the time Tom and I retired, but that didn't happen, and still hasn't. But then I thought a bit and realized that membership in our club requires something special from folks who join. Not everyone accepts the proven fact that QRP, CW, and simple wire antennas work, and work very well. Those who do are a special breed of hams, and we are proud to have those quality folks as our members. Quality is more important than quantity in any situation.

I hope the club continues to grow as it has for the past twelve years now. It certainly makes me proud to see Tom's and my "child" growing up the way it has.

73,  
John, K3WWP






# FIELD STRENGTH METERS BY DEJAN, SA3BOW

Over time I have tested simple schematics for field strength indicators. Suggested schematics on the web differ a lot and few are accompanied by tests. If one complicates the circuitry ever so slightly, the field strength indicator gets selective; for example only the HF-frequency range. With increased complexity the indicator turns into a field strength meter, FSM, and even a tuned FSM. In the end, one gets a field wave meter. But sensitivity will be less.


Should one use a H-field/loop or E-field/monopole pick up antenna? What use does a modern, well-equipped radio-amateur have for such a basic comparison as a mere indicator and will a DIY be sufficient? I hope to answer this below.

When I don't master the math, I immediately stoop to what always seem to be needed anyway: experiments.



This photo from my exercises show some of the Stuff (old technical term) that I tested. In the centre right section there is a circuit made to test two typical suggestions. Both without voltage doubling: A moving coil meter, with one diode, one capacitor, and one radio frequency choke (RFC) versus a moving coil meter, with two diodes and a capacitor. Using the switch I alternated between the two. The RFC version gave higher readings. I could not tell if loop or monopole was better for close in work.

The simplest of circuitry gave highest reading: A meter, diode and straight antenna only. There is no selectivity other than the diode's characteristics. A low voltage drop, fast switching diode is preferred. I used a NOS (new old stock) germanium OA47. The meter is a 200uA meter from er... what ever. I found these two simple antennas to perform well. The blue/red cables used seen at some distance. Luxury detail: the connectors are silver plated!





With the red/blue "wire antenna" closed as a loop, no readings could be made. With the "crocodile antenna", I clamped on a 5W Yaesu, and strong and stable readings ran right down to  $\frac{1}{2}$  watt with an appropriate twist/angle of the wire. At 5 watts, with the antenna bent away from the set, it worked equally well.

My tests confirm that this simple indicator followed the SWR meter in both the Yaesu and in the ATU (where a red LED becomes weaker at lower SWR). I prefer the indicator! In sunshine it beat the LED SWR indicator hands down and is more accurate than Yaesu's built-in SWR meter.


So why build it, and to what use? Assume you are sitting out in the middle of nowhere QRPing. Alone in the great outdoors, you start to suspect that you put out... zip. The indicator will tell you without a doubt if you do or don't. Then you want to get a hint if the antenna radiates in the right direction. Tricky business on all accounts but impossible to just guesstimate "barefoot". But most of all you want your antenna to put out as strong a signal as possible.

This is simple physics and a perfect assignment for the indicator: Maximum radiation comes from maximal current in the antenna. And maximum current comes from a well tuned antenna system. And there is the snag: Your SWR meter only show ..SWR, not maximum radiation. Tuning for maximal reading on the meter equal "maximum smoke" but not always minimum SWR. If the indicator and the SWR meter won't agree: Trust the indicator.



### Hints:

When alone in the great outdoors, the absence of selectivity is of no concern. On a club field day with lots of ongoing transmissions, some selectivity is of little use as you all are more or less on HF. This indicator might still work well as the low efficiency gives it short range.



If in doubt, you could contemplate a circuit as in the blue schematic above and a loop. The H-field has shorter range than the E-field. A loop should have as large area as possible (spell: round) and as little inductance as possible (spell: single turn). It should also sport some directivity. With a capacitor it can be tuned to more selectivity. My belief is that this is to overdo it. Test all old meters you can get your hands on with a 1.5 Volt battery in series with a potentiometer.

You will note that most tape recorder meters, and those alike, are pretty much rated the same. For this project you do not need a dandy 50 uA meter. Save that one for a rainy day and a precision instrument like a tuned meter. A light rugged "el cheapo" suits a QRPer better. Keep stuff as simple as possible. But not simpler. Or as Albert Einstein said: "KISS! Keep it simple stupid!"

# VACATION PORTABLE

BY EDDIE, KJ4R

I've been interested in QRP operation since I was licensed in 1993, but I never got actively involved with using it. A while back I ran across John, K3WWP's website, and I was inspired by his accomplishments using QRP and simple antennas. John's accomplishments and my love of hiking and backpacking, led me to purchase my first QRP rig, a Hendricks PFR-3B. My plan was to take the PFR-3B along with me on backpacking trips. I'm still waiting for the opportunity to do that. So far, my hiking trips have been few and far between due to work and other obligations.



When a family vacation to Ocean Isle Beach, North Carolina came into my plans at the end of July, I decided to take the QRP rig along and see what kind of contacts I could make. I put together a small box of things that I thought I would need: The PFR-3B with the attached American Morse DCP paddles, a pair of lightweight ear buds, about 50 feet of pre cut small gauge wire for an antenna, and some cable ties. I found a video on YouTube posted by Lynn, NG9D, showing an end fed antenna that he used with his PFR-3A. Here is a link to the video: [https://www.youtube.com/watch?v=3kWvXJ\\_5XgE](https://www.youtube.com/watch?v=3kWvXJ_5XgE). The antenna is a very simple end fed arrangement; Just 34 feet of wire and a 15 foot counterpoise wire. With this minimal setup I was ready to get on the air.

When we arrived at the rental house and got settled in, I found the house had a nice sheltered porch area with a small table and bench that would work well as a place to set up the rig. The porch was on the second story level of the house, and adjacent to the porch was a small tree that I could use for an end fed antenna support.

First on my list was how to get the end of the wire into the tree. I came up with a very easy and effective solution. I took an empty plastic soda bottle, filled it with water, and secured the end of my wire to the neck of the bottle. I spooled out my 34 feet of wire and tossed the bottle with the wire attached as high as I could into the tree. I think the highest point of the wire was about 25 feet from ground level. At the feed end of the antenna, I made a wrap around the porch railing and secured the wrap with a cable tie to provide a strain relief. I didn't want the antenna to pull the rig off the table in the middle of a QSO! I then took the 15 foot counterpoise wire and just draped it off the edge of the porch where it hung a few feet above ground level. It took about 10 minutes of preparation and I was set to go.



One of the nice features of the PFR-3B is the built in antenna tuner. I found that I could easily match the 34 foot end fed wire on 20, 30, and 40 meters. The PFR-3B has an LED SWR indicator that you just basically tune until you see the LED go dim. I was able to get the tuning LED very dim on 20 meters and completely dark on 30 and 40 meters.

At this point I was ready to go on all three bands. Since it was late afternoon / early evening, I decided to give 20 meters a try and see what I could hear. Almost immediately I heard PV8ADI calling CQ. I gave him a quick call and he came back to me on the first call. He went into my log at 20:58Z. I thought I might be off to a roaring start, but from there things slowed down significantly. I tuned around 20 meters for almost 30 minutes before I heard anyone else that I could copy well enough to attempt to work. I was able to log an EA7, an RK3, and special event station LZ1886PGS before I pulled the plug for the afternoon. Later that evening, I tuned around some on 20, 30 and 40 meters, but didn't hear anyone well enough to attempt work them. I pulled up some of the DX spotting websites and noticed that overall the bands were in pretty poor condition so I wasn't too disappointed I didn't make more contacts. It really didn't look like anyone else was making a lot of contacts either from the lack of spotting from US stations.

Working QRP wasn't really the main focus of my vacation so I didn't spend a lot of time on the rig, but over the next few days I was able to work a CO8 on 40 meters, a YV5 on 20 meters, and on my last evening I was able to work CT3KN on 30 meters. I was amazed Ricardo was able to hear me since his signal at my QTH was up and down due to QSB but I couldn't resist trying. A few days after I arrived home, a QSL showed up on LOTW for the contact so there was no doubt we had a solid QSO. Since that time I also received a confirmation for the 20M contact with LZ1886PGS in LOTW.

I don't want to sound like an advertisement for the PFR-3B, but if you are looking for a good QRP rig, it's a keeper in my book. I've never built a kit before, but I found the assembly went well and overall it's been a load of fun to use. From a cost standpoint it's relatively inexpensive and rugged enough to stow in a backpack. Throw in some wire, 8 AA batteries, and you have a go anywhere self-contained rig that will give you hours of fun off the grid. I'm still looking forward to trying it out soon on my next hike on the Foothills Trail in upstate SC.

I've used my QRP rig quite a bit from home. I'm working on QRP DXCC, WAS, and I've had fun in some of the NAQCC sprints when my schedule permits. However, I was really happy to see what could

be done with just a minimal set up away from home. I tried to focus primarily on working DX and my operating time was limited, but I think I could have worked more stations if I had put more time into operating or maybe working on optimizing the antenna location. Also, it seemed to me that band conditions were poor overall since I really didn't hear a lot of DX to work. It's fair to say that most of what I could hear well enough to copy I worked! Overall, I think the contacts I made prove one thing....."QRP works!"





# MEMBER SPOTLIGHT



Each month one of our members is randomly selected and asked to share their ham radio biography with all of us. Questions or comments should go to Paul, KD2MX.

DISCLAIMER: Any views expressed in this section are those of the submitting member and may or may not be those of the NAQCC or its officers.

## CHRIS DEL PLATO, KQ2RP, #5427



The Apollo moon landings were a big deal when I was a kid growing up in Whippany, NJ, and while everyone was amazed with the fact we could actually land on the moon, I think I was really intrigued with how they could communicate and send images back to earth. That may have planted the seed that got me interested in radio communication. I think my first exposure to DIY/homebrewing as a kid was with a Radio Shack Science Fair 160-in-1 Electronics kit, which had some radio projects, and some Radio Shack walkie-talkies. I remember some neighborhood kids and I were always playing with wire, trying to enhance the range of those walkie talkies from our bedrooms. We had no real antenna knowledge at the time.

At some point I became interested in listening to the local police/fire and aircraft. The landing pattern for nearby Morristown Airport went almost over my house. I received a 9-Band Midland Radio for Christmas one year, which received the AM/FM bands as well as Shortwave/HF and VHF. As I explored that radio beyond my initial police, fire and aircraft interest, I was amazed at the distant stations I could hear. I began doing some light SWL and sending out reception reports, occasionally receiving back some interesting letters, info and QSL cards. The famed Bell Laboratories was in my town, and I recall listening to some of the Bell engineers chat on their repeater. I began dabbling more and more with



electronics at the same time, subscribing to Popular Electronics, saving money to buy mail-order parts, and getting excited any time Mom was going to a store anywhere near Lafayette Electronics or Radio Shack.

Soon, the CB craze was in full swing during the mid-70's, and I got a 23-channel Midland CB. A couple of local hams noticed my vertical on the roof and suggested to my father that I might be interested in taking my interests to the next level. They gave me rides to the Morris Radio Club meetings in Morris Plains, NJ and I purchased the Radio Shack study guide "From 5 Watts to 1000 Watts" and ARRL's "Tune In The World With Ham Radio", which came with a Morse code study cassette with an intro by Jean Shepherd K2ORS. I got my Novice license in 1978 as WB2VEN while in high school. At about the same time, my parents got me a Heathkit HW-8 for Christmas. I couldn't build it fast enough. I still own it. The thrill/fear/sweating/pain of that first CW contact is still vivid as are the memories of hours spent surfing the Novice CW segments looking for more.

I have a shoebox full of QSL cards from contacts using the HW8, many times pushing only a watt forced into an old CB vertical on the roof or a very low G5RV. At some point I moved from straight key to a Heathkit 1410 electronic keyer/paddle (still have that as well) and made leaps in my speed using a combination of DXing, ragchewing, high speed CW net and W1AW code practice broadcasts. I quickly upgraded through General class while still in high school. I later added a non-working Swan 350 which I got back into shape. I recall having a voucher for passing the 20wpm code test, but I was shortly off to college and never went back to take the written test. At some point in the late 1980's, after college, I drifted away from the hobby as I began my professional career, got married and moved into an antenna-unfriendly townhouse. Everything went into boxes, save the police scanner and 2m rig, which I monitored occasionally.

In January of 2011, I was moving some boxes around in the basement of the house we had moved into in 2000. One of them had the Swan 350 in it. For kicks, I plugged it in to see if it still worked. It lit up and the tubes were glowing, so I stuck a long piece of wire in the antenna jack to see if I could hear anything. The combination of warming vintage tube electronics aroma and sound CW signals on 20 meters was all it took to rekindle my interest and end my '25 years of radio silence'. I have been trying to make up for lost time ever since. I am still amazed at how short a time it took me to refamiliarize myself with the code, re-attain and even surpass my lost 30wpm speed.

I operate almost exclusively QRP and probably 95% CW. My operating activities include light contesting, chasing DX, portable operation - SOTA, NPOTA, working FM satellites and QRPp beacon modes like WSPR and Portable QRP category in the VHF contests. I participate in many of the QRP clubs/events, including QRP Fox Hunts, NAQCC, Flying Pigs, Zombie Shuffle, QRPTTF, as well as SKCC. I enjoy homebrewing and kitbuilding and also really enjoy experimenting with and making antennas. I have made Moxons for several bands, single and multiband dipoles, a handheld portable dual yagi/diplexer for satellite ops, homebrew Buddistick, delta loops, phased verticals, several endfeds with ununs, 10 element UHF Yagi, Slim-Jims, etc. I have a QRP-centric blog <http://kq2rp.tumblr.com/> where I post items of interest.

I enjoy the NAQCC sprints, and the mW sprint in particular. Even if I'm busy, I usually try to sneak in the sprints and hand out a few points.

My current shack lineup consists of a KX3, HW-8, Yaesu FT-817ND, Swan 350, Kenwood TS930s, Ultimate 3S Beacon. I have a growing assortment of base and portable keys/paddles, and my N3ZN ZN-5 SE is the best I've ever laid hands on. I employ only simple wire antennas strung up in the trees behind the house. These include G0FAH multiband dipole, W3EDP end fed, 56' end fed with 9:1 unun, 20m phased verticals and wire 6m Moxon. Currently looking at designs to enhance my 40, 80 and 160m performance. I own some vintage keys and bugs including a Czech Army Key, Jardillier 1955M miniature straight key, and Heathkit 1410 Electronic Keyer.

Since my callsign change to KQ2RP in August 2011, I have worked 100+ countries on 10, 12, 15, 17, 20 and 30m and am just shy of 200 countries total using only QRP and simple wire antennas. I am currently trying get the few more needed to hit the 100 mark on 40m and the 200 total. I'm active in the VHF contests in the QRP Portable category, and have earned quite a few first place certificates for NNJ and have placed in the top ten nationally.

My most memorable QRP CW QSOs were with New Zealand on 2.5W on an indoor dipole, New Zealand while QRP Mobile, and South Cook Island while QRP portable.

My other passions include Fly Tying (published author and demonstrator), Fly Fishing, Fine Wines & Craft Beer, Geocaching, Hiking, Astronomy, listening to music and being an avid New Jersey Devils and NY Jets fan.

I manage a small RF/Microwave component and subassembly division of larger company. I live in northwestern NJ with my RN wife of nearly 30 years and have three daughters - the youngest entering her last year of college, middle daughter graduated two years ago and has begun her career as a Spanish translator and the eldest is a teacher and married.



# NAQCC SPRINTS

**CURRENT MONTH'S SPRINT:** Our October sprint is on the 12th from 0030-0230 UTC. (The evening of October 11 in North America.) This is our special 12th anniversary celebration and includes a great prize giveaway drawing. Every member who makes at least one sprint QSO and submits their log is automatically entered into the drawing. The sprint page is at <http://www.naqcc.info/sprint/sprint201610.html> and details about the prize drawing can be seen at [http://www.naqcc.info/prize\\_drawing\\_12th\\_anniv.html](http://www.naqcc.info/prize_drawing_12th_anniv.html).

Please remember to strive for that perfectly formatted "SILVER LOG" submission. It really helps our log processing. Everything that you need to know about how to have a Silver Log can be found at <http://naqcc.info/GLCheckList.txt>.

Complete sprint rules and information on log submissions can be found at <http://naqcc.info/contests.html>.

We occasionally get questions from sprint participants about how to use the GenLog software to log and report their contacts. Most of the time the answers to these questions can be found in the excellent illustrated tutorial written by KB8FE and found at [http://www.naqcc.info/sprint\\_genlog\\_tutorial.html](http://www.naqcc.info/sprint_genlog_tutorial.html). Alternatively, a logging spreadsheet for Mac OS X computer users is available at [http://www.naqcc.info/sprint\\_macs.html](http://www.naqcc.info/sprint_macs.html).

**LAST MONTH'S SPRINT RESULTS:** 161 participants turned in 111 logs for our September sprint. (Why 50 no-logs?!?! Autologger makes it easy to submit!) Band conditions were reported as being fairly poor over most of the country but still a total of 1576 QSOs were completed during the two hours and everyone reported having a good time. Here is the soapbox comment from one of our first-time sprinters: "*First of many NA Sprints. Look forward to the next one. 73's Joe kd2aef*"

**Important:** A number of reports were received from members who said that the automatic email that was sent out after their sprint log was submitted ended up being filtered by their email service into their spam or junk folder. Additionally, our sprint manager Corey reported that almost a third of the submissions that he received were filtered into his spam folder as well. Corey, and many of the people who experienced this, were using gmail accounts but it also happened to at least one person with an aol account and possibly other services as well. We don't know why this happened nor why some experienced it while others with the same email server did not. One thing that you can do to avoid this problem is to be sure to allow emails from [noreply@mailwebserver.net](mailto:noreply@mailwebserver.net). For most email accounts you do this by making sure that address is listed in your contacts - the contacts on your web email server not just the ones that you might have offline on your computer. Or perhaps you will need to set some special filters in your email software. We will continue to look into this situation but in the mean time please remember to check your spam folder for that reply email before assuming that there was a problem with your sprint log submission. If you don't receive the automatic reply (inbox or spam folder) contact the appropriate sprint manager for that month before doing a resubmission of your log.

Complete sprint results, including soapbox comments, can be seen at <http://www.naqcc.info/sprint/sprint201609.html> and summary information can be seen in the tables on the following pages.

We would especially like to welcome our first-time log reporters. We hope that you had a great time and will return often: KD2AEF K1VDF K8MPW K2CM



**SOME SPECIAL SPRINT LOG SITUATIONS:** As mentioned in the *Key Clicks* on the first page of this newsletter, we occasionally have situations come up where a sprint operator questions whether or not a particular QSO should be logged. The bottom line in all of these situations is simply this - **log it!** Since we do not assess penalties for bad QSOs it's always "better to be safe than sorry" so include the QSO in your log. Now with that said, let's take a look at three specific situations:

1. "I forgot to turn my rig down to QRP power for my first \_\_\_ QSOs." The easiest solution to this problem is to go 100% QRP - if you never turn up your power this will never happen! But seriously, this is a very easy mistake to make and if you catch yourself doing this it's also easy to deal with. First, be sure to set the point values for these QSOs to zero - that's the last column in your autologger report. And if it was supposedly a new state multiplier be sure to change that to a dash and adjust all of the counts below that in the log as well. Also don't include these contacts in your reported QSO and multiplier count fields on the autologger. Then after you submit your log please send a followup email to both our cross checker, K3WWP, and the particular sprint manager for that month, briefly explaining the situation. (You can find the necessary email addresses on the sprint page for each month.)

2. "I accidentally sent my \_\_\_\_ (SKCC, FISTS, etc.) membership number instead of my NAQCC number." Hey, I have trouble remembering my own phone number so once again this is an easy mistake to make. First understand that the people on the other end of your QSOs are probably using *GenLog* or our *Mac Sprint Logger* so your membership number has already been automatically corrected by the software in their logs. Really, the only thing that you need to do about this is to email our cross checker and sprint manager to give them a little "heads up" about the situation. You will still get credit for making these QSOs.

3. "I didn't think that I should include the QSO from \_\_\_\_ because I copied his call wrong." Well, the fact that you know that you made a mistake on the other person's call simply gives you the opportunity to correct it in your log before you make your submission. Be sure to also update the point value of the QSO if you at first thought that they were a non-member (1 point) and it turns out that the correct call is for a member (2 points). Once again an email explaining the situation wouldn't hurt.

**THE END OF THE YEAR IS RAPIDLY APPROACHING:** In anticipation of the coming end of the year our resident sprint statistician John, K3WWP, has prepared a list of members who have participated in every regular monthly sprint so far this year. Assuming that these members participate in our remaining three sprints they will be potentially eligible for our prestigious 2016 Silver Log award. (Subject to the rules for the award, and pending the actual checking for perfectly submitted logs.) The 19 members are: K1IEE K3WWP K4KRW KA2KGP KB3AAG KU4A N1JI N2ESE N4MJ N8XMS N9SE NF8M W4DUK WA2JSG WB5UAA WB8ENE WB8LZG WG8Y WI5H. Keep up the great participation!

Information about the Silver Log award can be found at [http://www.naqcc.info/sprint\\_rules.html](http://www.naqcc.info/sprint_rules.html) and [http://www.naqcc.info/main\\_giveaways.html](http://www.naqcc.info/main_giveaways.html).

SWA STRAIGHT KEY CATEGORY			
Division	1st	2nd	3rd
W1	KN1H	WS1K	
W2	W2SH	KA2KGP	
W3	WA3YLQ		
W4	KB4QQJ	W4OEP	K4KRW
W5	N5GW	W5WIL	
W6	WK6L		
W7	KC7DM	KF7WNS	
W8	AB8RL		
W9	NX1K	W9CC	
W0	N0TA	K6XT	
VE	VE3DQN		
DX			

SWA BUG CATEGORY			
Division	1st	2nd	3rd
W1			
W2			
W3	K3WWP		
W4	KJ4R		
W5	NF5U		
W6			
W7			
W8	N8XMS		
W9			
W0	KD0V		
VE			
DX			

SWA KEYER/KEYBOARD CATEGORY			
Division	1st	2nd	3rd
W1	AA0FD		
W2	K2YGM		
W3	KC3RN		
W4	N4MJ		
W5	WI5H		
W6			
W7			
W8	KE8DI	AC8JW	
W9	K9FO		
W0	N0WKZ		
VE	VE3IDS		
DX			

GAIN CATEGORY			
KEY==>	SK	BUG	K/K
	K4BAI	KF6C	NN9K

FIRST TIME ENTRANT HIGH SCORE			
KEY==>	SK	BUG	K/K
	KD2AEF		K2CM
PRIZE DRAWING WINNER			
NF5U			



	Current Month	Previous Month	All-Time Record	Record Date
Logs	111	118	194	2/13
Participants	161	168	269	2/13
Total QSOs	1576	1832	2804	2/13
Hour 1 QSOs	898	1010	1468	2/13
Hour 2 QSOs	678	822	1334	2/13
20m QSOs	194	527	1232	8/13
40m QSOs	1224	1261	1534	4/12
80m QSOs	158	44	1417	2/13
Avg QSOs/Station	14.2	15.5	19.3	9/11

**SPRINT HONOR ROLL:** We honor the following members for their outstanding participation over the years in our regular sprints. Exact counts can be seen at [http://naqcc.info/sprint\\_dates.html](http://naqcc.info/sprint_dates.html).

NUMBER OF SPRINTS	MEMBERS
50+	KB0ETU KA9FQG K6MGO NA4O N8BB WG8Y AA7CU KC2EGL VE5BCS N2ESE K6CSL N8QY WA8SAN N0TA WX4RM WD0K K4KRW NQ2W KB8FE NO2D WY3H AA9L KQ1P W4DUK KE5YUM NU7T
75+	WB8ENE WA2JSG VE3FUJ K1IEE N4FI KD0V K3RLL NF8M KU4A K4JPN K4NVJ KD2MX KB3AAG
100+	N8XMS K4BAI WB8LZG W2SH W9CC W2JEK
125+	KA2KGP K3WWP



# NAQCC CHALLENGES

**CURRENT MONTH'S CHALLENGE:** Our October challenge is an alphabet challenge that works with a list of words associated with something that has to do with Halloween. But exactly what that association is is left as a puzzle for you to try to figure out. (We will give the answer in the November newsletter.) You can find all of the details for the challenge at <http://www.naqcc.info/challenges/challenges201610.html> and remember that since this is an alphabet challenge you can use our new online app to do your "paper work." Information about that app, along with some other tools that are available, can be found at [http://www.naqcc.info/challenge\\_tutorial.html](http://www.naqcc.info/challenge_tutorial.html). (This app is turning out to be a very popular tool for our North American and European alphabet challenges.)

The European challenge this month works with the names and depths of some major European lakes and our alphabet challenge app will work for it as well. Challenge details are at <http://naqcc-eu.org/eu-challenges/october-2016-challenge/>.

**NEXT MONTH'S CHALLENGE:** The North American November challenge is all about cranberries which for me personally is the only traditional Thanksgiving food that I don't like to eat! <http://www.naqcc.info/challenges/challenges201611.html>

The November European challenge works with a list of famous European photographers. See <http://naqcc-eu.org/eu-challenges/november-2016-challenge/>.

Complete information about our challenges including a helpful tutorial on how to organize your work for an alphabet challenge can be found at <http://naqcc.info/challenges.html>. Detailed general rules for our challenges can be found at [http://naqcc.info/challenges\\_rules.html](http://naqcc.info/challenges_rules.html).

**LAST MONTH'S CHALLENGE:** The deadline for submitting entries for the September QRPp MPW challenge is still a few days away so final results are not yet available. You can go to <http://www.naqcc.info/challenges/challenges201609.html> to see what has been posted so far, and the final results will also be available there shortly after the 10th of the month.

The European challenge results will be available at <http://naqcc-eu.org/eu-challenges/september-2016-challenge/>.

**CHALLENGE HONOR ROLL:** We honor the following members for their outstanding participation over the years in our monthly challenges. Exact counts can be seen at [http://www.naqcc.info/challenges\\_schedule.html](http://www.naqcc.info/challenges_schedule.html).

NUMBER OF CHALLENGES	MEMBERS
25+	N1JI PA0XAW KD2MX N1LU KD0V K9OSC VE3HUR KU4A WY3H
50+	K1YAN VE3FUJ NU7T
75+	K1IEE
100+	N8XMS W2JEK
125+	K3WWP



# NAQCC AWARDS

We have an extensive list of awards that you can earn. Complete details can be found at <http://naqcc.info/awards.html>.

## FEATURED AWARD: WAC Simple Wire Antenna Award

This is the classic Worked All Continents award with our usual club twist - you have to do it with CW/ QRP and a simple wire antenna. See <http://www.naqcc.info/faqsinfo.html> for our club definition of a "simple wire antenna." Essentially it's a non-gain type of antenna even though it might not actually be made of wire. The award has endorsements for 2XQRP and QRPp. You can see complete details at [http://www.naqcc.info/awards\\_wacswa.html](http://www.naqcc.info/awards_wacswa.html).

## RECENTLY ISSUED AWARDS:

### WAVE AWARD Category A (Basic):

0007 - VE3DQN 07/21/16

### FRIENDSHIP CLUB AWARD 2700 point endorsement

0001 - K3WWP 1346 09/24/16

### 1000 MPW AWARD

0522	W3IQ	9A702YM	-	4,638	09/24/16	41' End fed wire
0521	K8NS	VK7CW	-	1,491	09/24/16	1/4 wave vertical wire attached to palm tree
0520	VK7CW	K8NS	-	1,491	09/24/16	Vertical

### KMPW 100 HONOR ROLL SWA Category

K3WWP 2057 09/24/16  
 MW0RSS 205 09/05/16



# NAQCC QRS/QRQ NETS



We have a number of nets (QRS = slow speed, QRQ = higher speed) designed to help people build up their CW operating skills. Complete information about these nets can be found at [http://naqcc.info/cw\\_nets.html](http://naqcc.info/cw_nets.html). Questions should be directed to Net Manager Scotty, NU0S.

## NAQCC NET SCHEDULE

Net	Local Time	UTC	Freq +/-	Primary NCS
Farnsword 40/80 m QRQ Net (FRN)	Sunday 7:00/7:30 PM PT	Monday 0200/0230 Z	7056/3556 KHz	Rick, N6IET (in CA)
East Texas QRS Net (ETN)	Monday 7 PM CT	Tuesday 0000 Z	7065 KHz	Allen, KA5TJS (in TX)
Midwest Net QRS Net (MWN)	Monday 9 PM CT	Tuesday 0200 Z	7117 KHz	Scotty, NU0S (in NE)
Rocky Mtn Regional/Continental QRS Net (RMRc)	Tues/Thurs 4 PM MT	Tues/Thurs 2200 Z	14060 KHz	Dale, WC7S (in WY)
Rocky Mtn Regional/Continental QRS Net (RMRc)	Tues/Thurs 4:30 PM MT	Tues/Thurs 2230 Z	7062.5 KHz	Dale, WC7S (in WY)
West Virginia QRS Net (WVN)	Wednesday 9 PM ET	Thursday 0100 Z	3565 KHz	John, N8ZYA (in WV)
Pacific Northwest 80 m QRS Net (PNW80)	Thursday 7 PM PT	Friday 0200 Z	3574 KHz	Stewart, KE7LKW (in WA)
Farnsword 40/80 m QRQ Net (FRN)	Thursday 6:00/6:30 PM PT	Friday 0100/0130 Z	7055.5/3555.5 KHz	J.B., NR5NN (in CA)

**Note:** On the rare occasions that there is a conflict between one of our scheduled nets and one of our regular sprints the sprint will take precedence.

### From Net Manager Scotty, NU0S

Hello just a quick note: Anyone, all are welcome; wishing to put Net comments in the newsletter can send me a direct email to [nu0s@hotmail.com](mailto:nu0s@hotmail.com) and I'll get it posted with the Quick Notes below... Hey follow me on Twitter @**NU0Slong** for live net updates and QRP CW in the field... Please contact me anytime with questions or concerns with any of our NAQCC Scheduled Nets... 72/73 Scotty Long NU0S NAQCC 3715 MWN NCS / Nets Manager-Coordinator.



## **Quick Notes from our Net Control Station Professional Ops!!!**

### **09-06-2016 NAQCC East Texas QRS Net (ETN) Allen Matthews KA5TJS, Texas**

The band was long last night and a lot of QSB. Two of the regulars Terry KE5YUM, TX and Andy KE5YGA, AR sent an email and said they could not hear me. Tim KC4UMS in GA. had not checked in for a while and great to hear him. Michael KM4ELJ FL. and Lanny K4ULP SC. were both first timers and there QSL cards are in the mail.

A good group for the holiday Monday.

73's Allen KA5TJS

### **09-06-0216 NAQCC Midwest QRS Net (MWN) Scotty Long NU0S, Nebraska**

Nice net for the holiday I agree, sorry folks I should have canceled the net I did not feel well all weekend. Thank you for the QNI and putting up with my rough keying... hope to see you all next Monday!!!

73/Scotty/NU0S

### **09-13-2016 NAQCC East Texas QRS Net (ETN) Allen Matthews KA5TJS, Texas**

Had really good conditions last night. YUM and YGA and H were all 599 and H was QRP. Dave YR was QRP and about 339 but still a pretty good copy.

Allen KA5TJS

### **09-13-0216 NAQCC Midwest QRS Net (MWN) Scotty Long NU0S, Nebraska**

Weather conditions were not very good last night, and it's still raining this morning. However the band conditions were very good Dave KB7KY sounded like he was in my backyard, although we had some fading at the end. Also had easy copy on Ken N7ADA and Keith AA0FD good show folks...

73/Scotty/NU0S

### **09-14-2016 NAQCC West Virginia NET (WVN) John Smithson N8ZYA, West Virginia**

Many thanks to KB8BFM for running the net last week while I was away.- Good signals tonight from W8GDP and AC8LJ. Both are very close to me and here in Charleston. Great QSO's about breakfast this morning with a few of the local members. Good to see Dave WV8DH, Steve KC4URI, and Eric AC8LJ. John W8GDP and I talked briefly about my trip in the mountains of Wyoming last week. Lots of Bison, Elk, and Cattle out there with snow in the upper elevations about 8,000 ft. None of us are getting any younger. I'll have my second stress test sometime soon. All things considered, I'm in better than average shape for my age.

### **NAQCC Farnsworth Net (FRN) Richard (Rick) Stutsman N6IET, California**

Please note the spelling of FarnsWORD. JB and I have deliberately made a play on the original term used to describe Farnsworth's method of teaching Morse code, which was to send each character faster but with more spacing between characters. Well, in our case we're trying to practice high-speed head copy, which means being able to recognize whole words. So we send each word or major syllable of a word at a higher speed but add a little extra spacing between WORDS (not between each character). And so we call it "FarnsWORD". Thanks, and have a nice week!

72 de Rick N6IET

### **09-27-2016 NAQCC East Texas QRS Net (ETN) Allen Matthews KA5TJS, Texas**

The band was in good shape for a change and all stations were good copy.

Welcome to AF5AF first time check in.

Allen KA5TJS

### **NAQCC Rocky Mountain Regional/Continental QRS Net (RMRc) Dale Putnam WC7S, Wyoming**

Conditions have been factually deplorable. Transition into darker hours, will bring much better conditions.

**NAQCC CW Net QNI Reports All Stations**  
**September/2016 Please note: *Dates are in UTC***

**NAQCC Farnsworth Net (FRN) Richard (Rick) Stutsman N6IET, California**

**40M 7.056 MHz**

09-05-2016 QNI (8) NCS N6IET, N7HRK/M, KE6EE, KW6G, NR5NN, W7SAG/P, N6UG, WU7F  
 09-12-2016 QNI (7) NCS NR5NN, KW6G, WU7F, N7HRK/M, KE6EE, WB4SPB, W7SAG/P  
 09-19-2016 QNI (7) NCS N6IET, N7HRK/M, W7SAG, NR5NN/M, KE6EE, WU7F, KW6G  
 09-26-2016 QNI (4) NCS N6IET, CO-NCS N7HRK/M, NR5NN, KE6EE

**NAQCC Farnsworth Net (FRN) James (J.B.) Still NR5NN, California**

**40M 7.056 MHz**

09-02-2016 QNI (8) NCS NR5NN, KE6EE, N7HRK/M, WU7F, N6IET, W7SAG, K7KY, W6GRT  
 09-09-2016 QNI (7) NCS NR5NN, N7HRK/M, KE6EE, WU7F, KW6G, WB6UBK, W7SAG/P  
 09-12-2016 QNI (7) NCS NR5NN, KW6G, WU7F, N7HRK/M, KE6EE, WB4SPB, W7SAG/P  
 09-16-2016 QNI (5) NCS NR5NN, N7HRK/M, W7SAG, KE6EE, N6IET  
 09-23-2016 QNI (6) NCS NR5NN, N7HRK/M, W7SAG/P, WU7F, N6IET, KF7YHB  
 09-29-2016 QNI (5) NCS NR5NN, N7HRK/M, W7SAG/P, KE6EE, N6IET

**NAQCC East Texas QRS Net (ETN) Allen Matthews KA5TJS, Texas**

**80M, 3.560 MHz**

09-06-2016 QNI (4) NCS KA5TJS, KC4UMS, KM4ELJ, K4ULP  
 09-13-2016 QNI (5) NCS KA5TJS, KE5YUM, KE5YGA, WI5H, KG0YR  
 09-27-2016 QNI (6) NCS KA5TJS, KE5YUM, KE5YGA, AF5AF, KG0YR, WI5H

**NAQCC Midwest QRS Net (MWN) Scotty Long NU0S, Nebraska**

**40M, 7.117 MHz**

09-06-2016 QNI (3) NCS NU0S, N7ADA, AB4QL  
 09-13-2016 QNI (4) NCS NU0S, KB7KY, N7ADA, AA0FD  
 09-20-2016 QNI (6) NCS NU0S, KB7KY, KD0DK, KG0LD, WI5H, WU8G  
 09-27-2016 QNI (0) NCS NU0S, no net

**NAQCC Rocky Mountain Regional/Continental QRS Net (RMRc) Dale Putnam WC7S, Wyoming**

**20M, 14.062.5 MHz and 40M, 7.062.5 MHz (BOTH FREQ SHOWN ON ONE LINE)**

09-01-2016 QNI (4) NCS WC7S, AA7CU, N6IET, K1MRF  
 09-08-2016 QNI (5) NCS WC7S, KW7OS, KA5QQA, W2WC, AA7CU  
 09-13-2016 QNI (3) NCS WC7S, AA7CU (2X)  
 09-15-2016 QNI (3) NCS WC7S, K5TF, AA7CU  
 09-20-2016 QNI (5) NCS WC7S, WP4CW, N6MY, AA7CU, WA8OKR  
 09-22-2016 QNI (5) NCS WC7S, AA7CU, AF5WR, K0DTJ, AA7CU  
 09-27-2016 QNI (5) NCS WC7S, K0DTJ (2X), AA7CU (2X)

**NAQCC West Virginia NET (WVN) John Smithson N8ZYA, West Virginia**

**40M, 7.117 MHz**

09-08-2016 QNI (5) NCS KB8BFM, WV8DH, W8GDP, K8NYG, K3NLT  
 09-14-2016 QNI (3) NCS N8ZYA, W8GDP, AC8LJ

**NAQCC Pacific North West QRS 80 Meter Net (PNW80) Stewart Fletcher KE7LKW, Washington State**

**80M, 3.574 MHz**

09-02-2016 QNI (8) NCS KE7LKW, K7JUV, KG7JEB, WB4SPB, AD7BP, N7TES, NB7M, W7ANM  
 09-09-2016 QNI (9) NCS KE7LKW, N6KIX, KG7JEB, W7DK, N0DA, K7JUV, N7TES, AD7BP, W7ANM  
 09-16-2016 QNI (4) NCS KG7JEB, KE7LKW, AD7BP, WB4SPB  
 09-22-2016 QNI (7) NCS W7DK, (WB4SPB), W7ANM, KG7JEB, KE7LKW/M, AD7AB, N7TES, K7JUV  
 09-29-2016 QNI (8) NCS KG7JEB, KE7LKW/7, NB7N, WB4SPB, W7ANM, N7TES, K9QJS, AD7BP

**NAQCC Great Lakes Net (GLN) currently suspended**



# HAM QUIPS



Dick Sylvan, W9CBT, #2062, has been a QRP/CW operator for a long time. He is also a very accomplished ham radio cartoonist and his work has appeared previously in the K9YA Telegraph newsletter. His book "HI HI - A Collection of Ham Radio Cartoons" is available at [www.lulu.com](http://www.lulu.com).

## HAM LINGO

## "RICE BOX"



© 4-14-06 DICK SYLVAN W9CBT

"RICE BOX"- A TRANSCEIVER MADE IN JAPAN



# NAQCC CHAPTER NEWS

The North American QRP CW Club currently has eight local chapters - Europe, Western Pennsylvania, West Virginia, West Florida, Central Texas, Illowa, Delmarva, and Florida - but we would be more than happy to expand on that list. Chapters are more or less independent local gatherings organized by NAQCC members in a geographical area and subject to a list of guidelines from the NAQCC. They provide opportunities to have fun and to promote our parallel passions of QRP and CW. If you are interested in forming a local chapter please contact Club President Paul, N8XMS.

If your chapter is planning a portable operation activity and would like to have it promoted on the club email list or in the newsletter, send an email with the subject "NAQCC Portable Operation" and with the exact wording of the announcement to Vice President John, N8ZYA, at the email address listed on the last page about a week before the operation. Please be sure to include the UTC time for the event and not just the local time.

A report about your chapter activity should appear here. Please send them to KD2MX or N8XMS at the email addresses listed on the last page.

NAQCC chapters located in the United States are welcome to use the NAQCC Club call, N3AQC for their special operations. Please contact call sign trustee Paul, N8XMS, to schedule the use of N3AQC.

Chapter Reports Begin On The Next Page

## CENTRAL TEXAS CHAPTER



Items in this section are from the Central Texas Chapter unless otherwise credited. Questions and comments should be directed to Danny, N5DRG.

The chapter is located in the Austin, TX area.

No report available.



## DELMARVA CHAPTER



Items in this section are from the Delmarva Chapter unless otherwise credited. Questions and comments should be directed to Bill, N3IOD.

The chapter is located in the Delaware-Maryland-Virginia area.

No report available.

## NAQCC EUROPEAN CHAPTER




Items in this section are from European Chapter unless otherwise credited. Questions and comments should be directed to Matt, MWOMIE.

The European Chapter has its own monthly challenges to compensate for the Atlantic Ocean. However all are welcome to participate, not just members in EU, and we regularly receive challenge logs from North American participants. Please see the chapter website for dates and details at <http://www.naqcc-eu.org/>

No report available.

## NAQCC FLORIDA CHAPTER



Items in this section are from the Florida Chapter unless otherwise credited. Questions and comments should go to Steve, WB4OMM.

The Florida Chapter website is <http://wb40mm.com/naqcc-fl-chapter>.

**MEMBER NEWS:** On Friday, September 9<sup>th</sup>, 2016 the Florida Chapter of NAQCC held its latest “Operation in the Park” event at Spruce Creek Park, located at the Rose Bay/Spruce Creek Preserve in Port Orange. This Municipal Park Complex is “sandwiched” between US Highway 1 and Spruce Creek.



This park has a nice covered pavilion, with AC power Steve used it – Art and Rick used batteries - restrooms, a water fountain and Coke machine! Adjacent pavilion parking with several large picnic tables in the pavilion, made for easy setup. We’ve been to this park a few times, as it is kinda’ “off the beaten path” and in the past devoid of any other human activity. But not this time! We arrived, to a temp of 78 degrees and 50% humidity, accompanied by crystal clear blue skies and a light breeze. More on this in a bit!



Art WB4MNX #5274 used his KX1 at 4W output, a Dirt Cheap paddle, ZM-2 tuner and a super special antenna – see below for this dynamite signal catcher!

He made 18 QSOs in FL-MI-IL-TX-NJ-MO-WI-PA-NY-KS-VA-OK-AR. Many of the “usual suspects” were worked by Art, all with 579 – 599 signals. WOW!!!!!!!

**ART WB4MNX MAKES ONE OF HIS 18 FB QSOs. WOW!!!!!!!!!!**



Steve WB4OMM #5913 (KX-3 running 5W out) made only 1 contact – with Art!!! Antenna was a homebrew End Fed Wire – 53 feet long to a 9:1 balun. The KX-3 tuned the antenna flat, but Steve couldn’t make a Q. Several (like three) weak and fluttery signals on 20M. Called CQ like what seemed forever, with no joy! No magic for him!

**WB4OMM WORKING THE BANDS - BOB W2EJG SUPERVISES AND RICK AA4W GETS CAUGHT TAKING A PIC!!**

So.....now more about Art's "not so secret weapon".



The vertical antenna and ground used by Art WB4MNK was designed by John KD4JS. A 31-foot vertical wire on a Jacket push-up pole, attached to the pier rail by a clamping device also designed by John. The antenna uses a 9:1 Unun with 30 feet of LMR 240 coax to feed the antenna with 4 watts.

What made this antenna a good performer was the Dynaplate submerged in the salt water below. This gave us a wonderful ground.

The **Guest Dynaplate** is made from thousands of tiny bronze spheres bonded together by heat and pressure into a porous plate. This porosity makes the Dynaplate ideal for use in electrical bonding systems. It can also be used in RF applications such as grounding SSB and LORAN antennas for improved performance.



**ART AND HIS MIGHTY ANTENNA**



**JOHN KD4JS, JOHN KM4JTE, AND ART WB4MNK**

We quit just before noon and enjoyed lunch at a restaurant....the food was great! (But not as great as our friendship and outing!) Then a few tagged along to visit Steve's "Dog House" (ham shack), sign the Visitor's Log, and talk about the "good old days" some more.

***Many thanks to those who listened for us and helped make this yet another successful NAQCC-FL event!***

**NEXT MONTH:** The next monthly outing of the NAQCC-FL folks is scheduled for Friday, November 21<sup>st</sup>, 2016 at 9:30 am.

Look for our announcement!

**72/73 to all!**

**SteveWB4OMM, #5913**

[NAQCCFL@yahoo.com](mailto:NAQCCFL@yahoo.com)

## NAQCC ILLOWA CHAPTER



Items in this section are from the Illowa Chapter unless otherwise credited. Questions and comments should go to Peter, NN9K.

The Illowa Chapter operates in the “Quad Cities” area of Davenport, IA / Moline, IL.

### Illowa Chapter Regular Meeting 08 September 2016

Attending: Tony, N9YPN, Tim, N9BIL, Dave, KD9VT, Mark, K0NIA, Ann, W0ANN, John, WS0G and Peter NN9K. Show and tell items included a replacement Elecraft K1 faceplate that Tony had etched with his call letters. An end-fed link antenna that Mark made using the banana plugs sold by SoTA beams. The plugs have both a male and a female component allowing them to be joined together to form the needed length of antenna for a particular band. Peter brought a doublet antenna made from speaker wire. The wire is not only the radiating portion of the antenna but is the feed line. See [wd8rif.com/field-antennas.htm](http://wd8rif.com/field-antennas.htm) for information on building it and other interesting antennas.

Dave and Mark both have ordered and received audio filters from SotaBeams. The YouTube videos of the filters in use make them look to be a promising addition to radios needing a bit of extra filtering. And we discussed the SotaBeam’s “Go4LoI” tuner that uses audio feedback to indicate SWR. John, who is blind asked if any of us were aware of any other audio tuning aids that he could add to his station to make things a little easier. No one had any suggestions, although Tim said that he thought he had a tuning indicator buried away that used LEDs to indicate zero-beat and he would see if he could add an audio component to it. Tim also said that he was sketching out some ideas for a “Code Buddy” like device but with more features and flexibility and a tuning aid might be useful addition.

John also wondered if any in the group knew of a good, simple, QRP transmitter kit that Ann could build. Although she can use his KX3 but it would be nice if she had her own radio especially since her Morse ability is coming along nicely. The MFJ CUB was suggested and there are an EASY receiver and EASY transmitter kits available at <http://www.qrpkits.com/newkits.html> which bear looking into.

Several members of the group, Mark, Dave and Peter, have been participating in other CW, QRP events: the New Jersey Skeeter Hunt, and The Adventure Radio Society’s Flight Of The BumbleBees. They also have plans to participate in the North Georgia QRP CLub’s Peanut Power Sprint. We all feel that promoting QRP operation is good for the hobby as well as sharpening our skills.

The next meeting will be held at 7:00PM on October 13th at the Bettendorf Village Inn.



## NAQCC WEST FLORIDA CHAPTER



Items in this section are from the West Florida Chapter unless otherwise credited. Questions and comments should go to Ron, N9EE.

The chapter's web site is at <https://www.facebook.com/groups/967110089994401/>.

NAQCC-WFL

October 15th event

The West Florida chapter of NAQCC will be at:

EAGLE LAKE PARK

1800 Keene Road

Largo, FL 33771

Saturday, Oct 15th

From 0900-1200 hr or when we want to QRT. Bring you gear, QRP or more with antennas and will need power for I think there is no AC.

We will meet up around Shelter 3, see map.

We will be operating on the frequencies CW frequencies

40 m – 7.060 Mhz

30 m – 10.115 Mhz

20 m – 14.060 Mhz

17 m – 18.075 Mhz

15 m – 21.060 Mhz

Bring your rig and antenna, No electric so must have power/battery/etc.

All invited, Ham or not, member or not and work any mode you like, but our primary interest is CW QRP.

73, ron, n9ee/r a know code Extra

## NAQCC WEST VIRGINIA CHAPTER



Items in this section are from the West Virginia Chapter unless otherwise credited. Questions and comments should go to John, N8ZYA.

The chapter's web site is at <http://n8zyaradioblog.blogspot.com/>.

No report available.

## NAQCC WESTERN PENNSYLVANIA CHAPTER



Items in this section are from the Western Pennsylvania Chapter unless otherwise credited. Questions and comments should go to John, K3WWP.

September was a very quiet month for the WPA Chapter.

Probably the best thing that happened in September was receiving this email from Jody K3JZD of the prestigious Skyview Club near New Kensington, PA:

"Hi John,

We are still working on the idea of a Skyview 'Affiliated Club Membership' (or something like that) for the NAQCC Western PA Chapter. Stay tuned - the wheels turn slowly.

The Skyview October Newsletter is now available. You and your Skyview Swap N Shop team are highlighted in this issue. We do not mail it out - you have to go and get it. But, that is very easy to do.

Just go to <http://skyviewradio.net> and:

1 - Click on "Newsletter" in the Menu at left side of this main page.

2 - Click on the box that says:

"Q5-er The official Newsletter for the Skyview Radio Society"

You can read it on-line, or you can download the PDF file.

I welcome your comments.

73,

Jody - K3JZD"

There's also an article there about some fellow with the call of K3WWP, whoever that may be.

Unlike a lot of clubs these days, Skyview is a strong supporter of CW and even QRP. We always enjoy our visits there for their annual Swap and Shop the last Sunday in August. As mentioned in our September newsletter, our chapter gives CW/QRP demos each year and always get some enthusiastic response from club members and visitors to the S&S.

One disappointment was having to miss the Butler fall hamfest on the 11th because a doe decided to run into Mike's car the day before the hamfest. Mike was OK, but the car wasn't. So since I don't drive, we had no way to get to the hamfest. I know Tom WB3FAE attended for sure, but I don't know if any other WPA Chapter members were there.

The next activity was not a ham radio one. Mike and I did get together, and in his repaired car on the 24th, we went to the Kittanning Community Park for a stargazing party. We invited Don K3RLL and Tom WB3FAE to join us. We never heard from Don, and Tom was leaving for a vacation in Maine that day. So it was just Mike and I. We spent a couple hours chasing Messier objects (we caught 28) with time out to look at Saturn, Mars, and the double star Mizar.

On the 26th, two Chapter members had an interesting QSO. WB3FAE was on vacation up in Maine, and I (K3WWP) had a nice QSO with him. His wife made a video of Tom working me. It was interesting hearing how my signals sounded up in Maine - quite good and strong. The video is available for viewing via the diary on my web site at [k3wwp.com](http://k3wwp.com).

The chapter closed out its activities on the 28th when Mike and I got together for our monthly 4th Wednesday evening pizza and fooling around event. We looked for some DX to work, but there wasn't

any strong enough to even try working. I did work KD3KO on 60 meters for my first 60 meters QSO in at least 2 years now. Some computer gaming, then Mike had to head home for early morning work the next day.



# MEMBER SUBMISSIONS



This section is a forum for you to tell other members what you've been up to on the ham bands or to submit a short article dealing with some aspects of CW and QRP operation or equipment. Just about anything that would be of interest to our members would be welcomed. Send your items to our News Editor Paul, KD2MX.

DISCLAIMER: Any views expressed in this section are those of the submitting member and may or may not be those of the NAQCC or its officers.

From Herb, WA0YFB, #0561 —

I have recently returned to the air using a S-Forty-9er kit that I built in the radio room of USNS Yukon where I work as a radioman. With a 3 watt input and only 750 mw out I was lucky enough to make a couple of contacts this weekend on 7.050 Mhz. using one of the ships 36' vertical hf antennas. Once I get a key hooked up I will try one of the sprints. (I currently key it by touching the tips of two wires together. Crude, but it works).

73's and hope to see you on the air one day soon.

Herb  
WA0YFB/mm

From Paul, N8XMS, #0675 —

I recently read an interesting book called "The Men Who United The States," by Simon Winchester, Harper Collins, 2013. (Checked out from my local municipal library in digital format.) It is subtitled "America's Explorers, Inventors, Eccentrics, and Mavericks, and the Creation of One Nation Indivisible." This is certainly not a ham radio book but it does cover a number of subjects that could be of interest to hams. In the book Winchester discusses the history of, and some of the people behind, many of the important infrastructures that have served to unite the country into a single whole. He starts by writing about the early explorers, surveyors, and map makers. He then talks about the waterways with the canals and locks that were built to move people and goods around the country. Then it's on to the railroads, surface roads, and transportation machines that have shrunk the continent. Along the way he spends quite a bit of time talking about the inventions of the telegraph, telephone, radio and television communications, along with our electrical power distribution network. Names that you might recognize are Morse, Vail, Bell, Edison, Tesla, Westinghouse, Marconi, Fessenden, Sarnoff, and Farnsworth. I'm probably leaving out a few of his topics but it's those last ones that I think might be of particular interest to anyone who enjoys learning about the history of our technology. Winchester does not go into the depth on any of these subjects that you can probably find in other sources, but his topics are well researched and his writing includes many interesting anecdotes. I enjoyed the book and recommend it.



From Jerry, NF5U, #0142 —

*Jerry won the random drawing prize for the participants in our September sprint and he chose a poker chip finger rest made by Gregg, WB8LZG. He sent us this picture of it installed on a great old straight key. - Editor*



From Gary, K1YAN, #2365 —

If you have a bug that needs slowing down here is an inexpensive fix. It is called a stair gauge and, as the name implies, it is meant to be used in the construction of stairs. The one that I purchased is made of brass, is about 1/2" thick and about 3/4" between flat edges. It came in a two pack for \$5 at Home Depot. They can be mounted on both the flat pendulum bugs, the Champion and Lightning Bug or the round pendulum bugs, the Original, etc. This particular model weighs in at about 1 oz, the equivalent of a large Vibroplex weight.



Credit for this find goes back a couple years to a suggestion in a QST "Hints and Kinks" column.

From John, K3WWP, #0002 —

As it was with the WPA Chapter, September was a quiet one for me individually as well. Of course my daily doings for what they are worth are always in my web site diary at [k3wwp.com](http://k3wwp.com). Some folks call them blogs, but I hate that term. For one thing it reminds me of the Balrog in the Lord of the Rings. Another thing is that it is just another case of folks wanting to make up a word when a perfectly good word already exists for the object, situation, etc. Enough of that.

Surprisingly to me with the poor conditions of late, the September mW challenge turned out to be quite easy. I thought I'd have to depend on several USA/VE QSOs, so I started when W1IDL answered my 900mW CQ and provided a MPW figure of 317. I didn't get (nor try for) any more mW QSOs for a couple days, then I got HT7AAA in Nicaragua for 2,257 MPW. A couple days later it was DL1REM in Germany for 4,422 MPW - almost the required 5,000 with just one QSO. So that was that, and I proved myself wrong. QRPp does work, and work well even under much less than good conditions.

September 8 was a memorable day for me. It was back in 1996 on that date I started my K3WWP web site, making it at 20 years one of the oldest ham radio Internet sites. Now there are umpteen of them plus all the QRZ, etc. bios. I'm proud to have been one of the pioneers in that field. Not only that, but the site is updated every day with some info, mainly in the diary and my daily QSO streak table as well as daily propagation info, award and contest info when needed, and so on.

Since our NAQCC September challenge dealt with mW QSOs and MPW, I decided to update my KMPW honor roll standings on the NAQCC web site. I basically went through all my 88,000+ QSOs to check for those 1000 MPW ones. It was easy for most. QSOs with countries entirely under 5,000 miles distant were immediately eliminated if I was running 5 watts. That eliminated well over half my QSOs right then. QSOs with countries entirely further than 5,000 miles distant immediately qualified as 1000 MPW QSOs. Of course the same standards applied to QSOs at 1, 2, 3, 4 watts and 1,000, 2,000, 3,000, 4,000 miles and so on., Then there were the countries split by the 5,000 miles distance and 5 watts power, and the like. The QSOs with those countries had to be individually checked using User Supplied distances in QRZ or via lat/lon figures from various sources. You get the idea, I'm sure. Anyway I came up with 2,057 1000 MPW QSOs. With the sunspot cycle winding down, that number may not increase all that much over the next few years.

I almost blew my DX streak on the 23rd. I was very busy that day with various projects, I forgot I still needed a DX QSO until around 2310Z. I rushed to the shack and managed to work AN400E and AN400A before too long. Whew! The AN400 Cervantes stations also saved me on the 29th when it took a good part of the day to find and work AN400N and AN400U. I wasn't sure AN400N had my call logged right, hence the second QSO with AN400U who definitely got my call right.

So both streaks remain alive through the end of September at 1,310 days although I feel the DX one is going to come to an end before too much longer as it gets harder and harder to find and work DX with the sunspot cycle continuing its decline.

### From Gene, N5GW, #5353 —

If I home brew a piece of gear, I enjoy putting a name on it. Here are some examples which you other home builders may be able to use:

- A one watt crystal controlled 40M transceiver, the "Kilomilliwatt".
- A three watt 40M transceiver, the "Band Blaster".
- A one watt 20M transceiver, the "Smurf".
- A one watt 30M transceiver, the "WARC Horse".
- A one watt 40M VXO transmitter, the "Peanut" with matching superhet receiver, the "Mere Ear".
- A one watt 80M VXO transmitter for 3.579 Mhz, the "Color Burster" with matching superhet receiver, the "Eighty Lady".
- A two watt crystal controlled compactron tube transmitter built into a prune tin, the "Prune Tin" (a larger version of a tuna tin!).
- A five watt miniature tube crystal controlled transmitter, the "Rock Crusher".
- A one watt 17M transceiver initially named "Work of Art", later shortened to "W. Art" and finally to "Wart".



# NAQCC CLUB INFORMATION

## STATEMENT OF PURPOSE

From NAQCC President Paul Huff, N8XMS

Amateur radio has something for everyone. SSB, FM, AM, the digital modes, and QRO power levels all have their place in this great hobby and we certainly recognize the importance of these modes as well as the enjoyment that they give to many. But for a growing number of hams the challenge of *“doing the most with the least”* makes QRP (and QRPp) CW operating the greatest thrill available in amateur radio, and the North American QRP CW Club exists to promote this exciting facet of the hobby. As part of our focus we also encourage, but do not limit operators to, the use of simple wire antennas.

The NAQCC provides numerous opportunities for hams to enjoy QRP/CW operating. For contester types we have a popular monthly 2-hour sprint that runs at relatively low CW speeds and at a fairly relaxed pace. Three special sprints also take place during the year for 160-meter and QRPp operators. For a month-long activity we offer our members a Monthly Challenge that can be anything from forming a list of words from the calls of stations worked, to making a prescribed number of contacts using home-brew gear. There is also an extensive awards program to recognize the significant QRP/CW accomplishments of our members.

We also serve as a resource for people who are just getting started in QRP and/or CW. Our slow-speed CW nets are a great place for beginners to practice Morse code under real on-air conditions. Beginners will also find a wealth of helpful information on our club website and we are more than willing to try to answer any questions about QRP and CW that you might have. An extensive monthly newsletter is filled with useful projects and news from fellow QRPers.

A number of local NAQCC Chapters offer opportunities to get together for in person socializing and QRP/CW activities. Portable operations are especially popular with the local chapters.

Whether you are a veteran ham radio operator who is looking for a new challenge in the hobby, or a beginner who is intrigued by the possibilities of QRP/CW communication, we cordially invite you to join us. Membership is free and the benefits and fun are significant.

The North American QRP CW Club was founded in 2004 by WY3H and K3WWP and now has over 8000 members world wide. Membership is free and anyone interested in CW/QRP operating is welcome. Complete information about the NAQCC, including a membership application, activities schedule, and useful resources, can be found on our website at <http://www.naqcc.info/>. Inquires can also be sent to

Club President Paul Huff, N8XMS  
9928 Eckles  
Livonia, MI 48150  
USA



Additional contact information can be found on the next page.

NAQCC CONTACTS		
NAQCC President Newsletter Editor	Paul - N8XMS	paul142857@gmail.com
NAQCC Vice President West Virginia Chapter	John - N8ZYA	jspiker58@gmail.com
Delmarva Chapter	Bill - N3IOD	william.hammond@mchsi.com
European Chapter	Matt - MW0MIE	matt@naqcc-eu.org
Florida Chapter	Steve - WB4OMM	wb4omm@arrl.org
Western Pennsylvania Chapter	John - K3WWP	naqcc33@windstream.net
Central Texas Chapter	Danny - N5DRG	n5drg@naqcc-centraltexas.net
Illowa Chapter	Peter - NN9K	nn9k.peter@gmail.com
West Florida Chapter	Ron - N9EE	mccrpt@tampabay.rr.com
Help For Beginners	Brion - VE3FUJ	ve3fuj@wightman.ca
Member Submissions Member Spotlight	Paul - KD2MX	kd2mx@arrl.net
NAQCC CW Nets	Scotty - NU0S	nu0s@hotmail.com